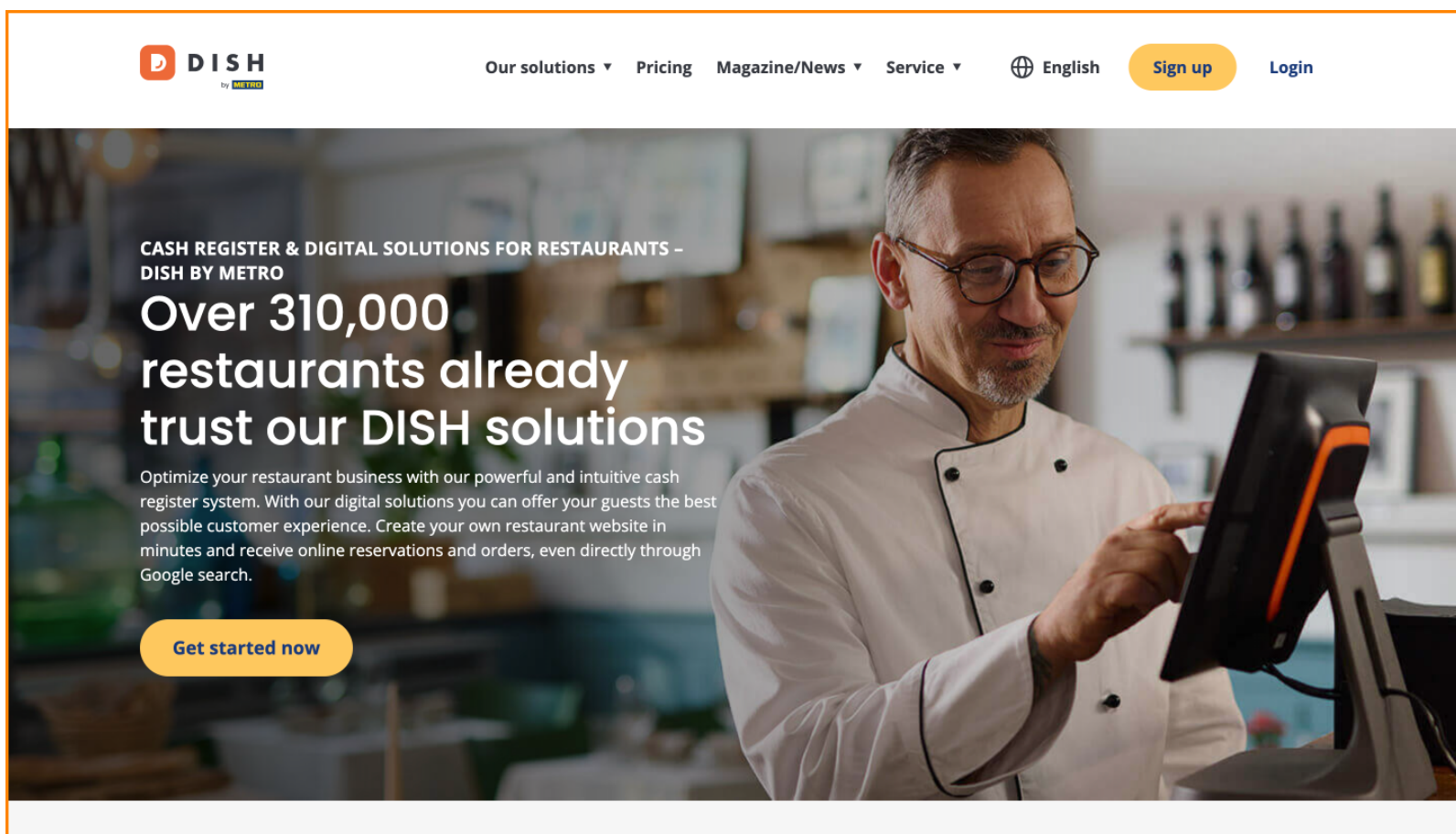




Benvenuti alla homepage di dish.co. In questo tutorial vi mostreremo come creare un nuovo account DISH.





Per prima cosa clicca su **Registrati**.



[Our solutions](#) ▾

[Pricing](#)

[Magazine/News](#) ▾

[Service](#) ▾

[English](#)

[Sign up](#)

[Login](#)

CASH REGISTER & DIGITAL SOLUTIONS FOR RESTAURANTS -
DISH BY METRO

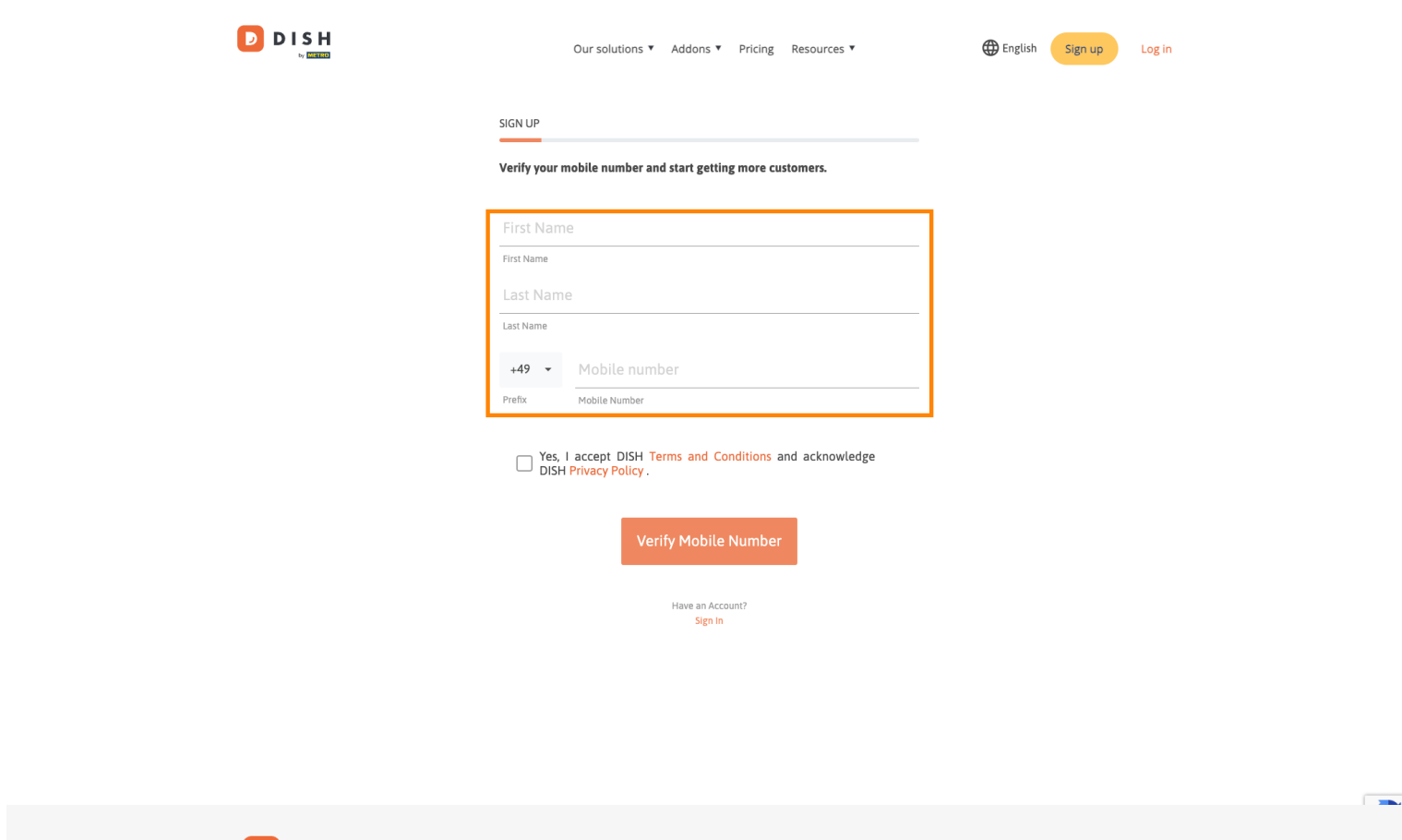
**Over 310,000
restaurants already
trust our DISH solutions**

Optimize your restaurant business with our powerful and intuitive cash register system. With our digital solutions you can offer your guests the best possible customer experience. Create your own restaurant website in minutes and receive online reservations and orders, even directly through Google search.

[Get started now](#)



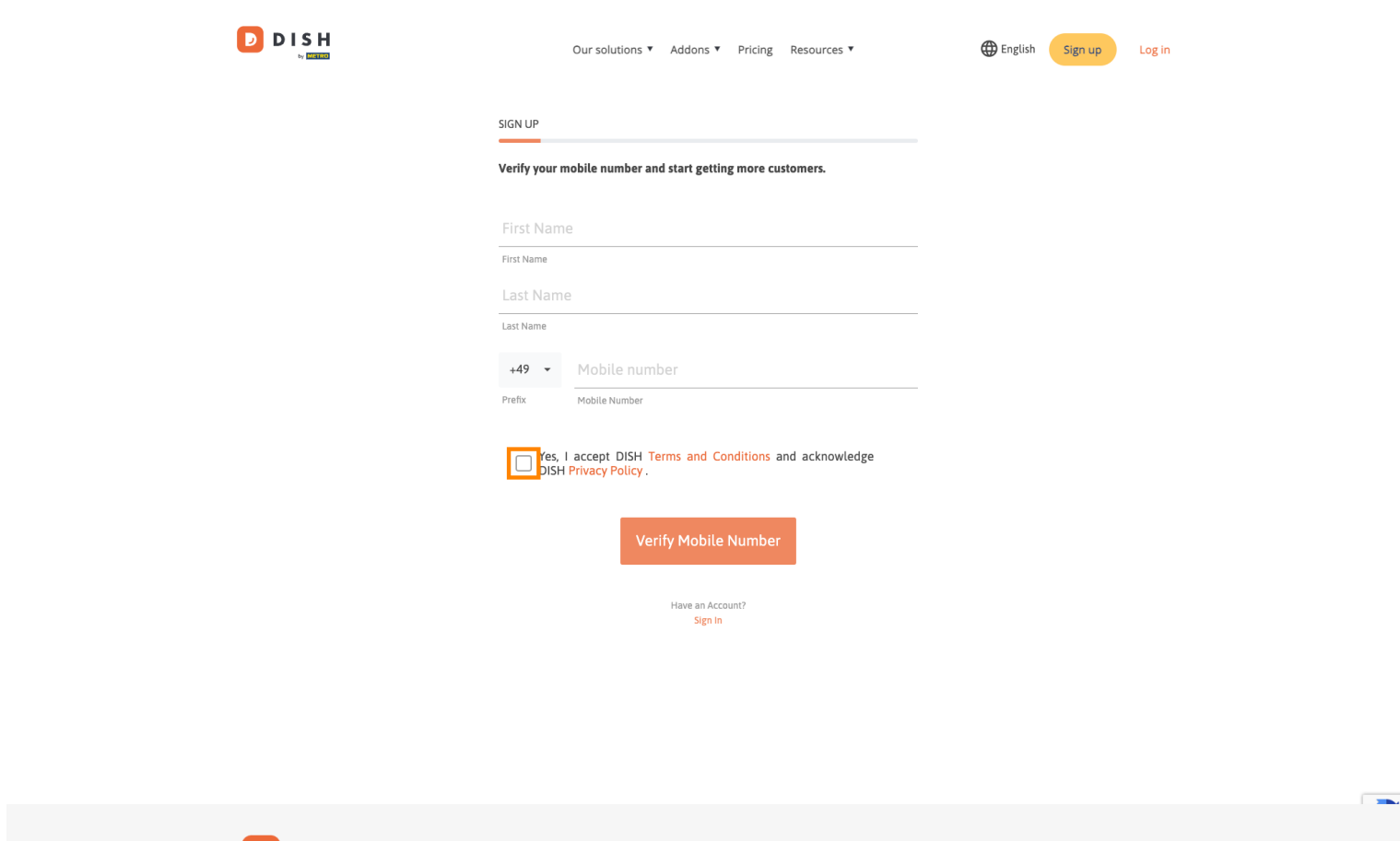
Inserisci quindi il tuo nome e numero di cellulare. Per farlo, utilizza i **campi di testo** corrispondenti .



The screenshot shows the DISH sign-up page. At the top, there is a navigation bar with the DISH logo, links for 'Our solutions', 'Addons', 'Pricing', and 'Resources', a language selector set to 'English', and buttons for 'Sign up' and 'Log in'. Below the navigation bar, the page is titled 'SIGN UP' with a sub-header 'Verify your mobile number and start getting more customers.' The main form area is highlighted with an orange border and contains the following fields: 'First Name', 'Last Name', a dropdown menu for the phone prefix (currently set to '+49'), and a 'Mobile number' field. Below these fields, there is a checkbox for 'Yes, I accept DISH Terms and Conditions and acknowledge DISH Privacy Policy.' and a large orange button labeled 'Verify Mobile Number'. At the bottom of the form, there is a link for 'Have an Account? Sign in'.



Successivamente, accetta i termini e le condizioni di DISH e riconosci l'informativa sulla privacy spuntando il **campo di selezione**.



DISH by METRO

Our solutions ▾ Addons ▾ Pricing Resources ▾

English Sign up Log in

SIGN UP

Verify your mobile number and start getting more customers.

First Name

Last Name

+49 Mobile number

Prefix Mobile Number

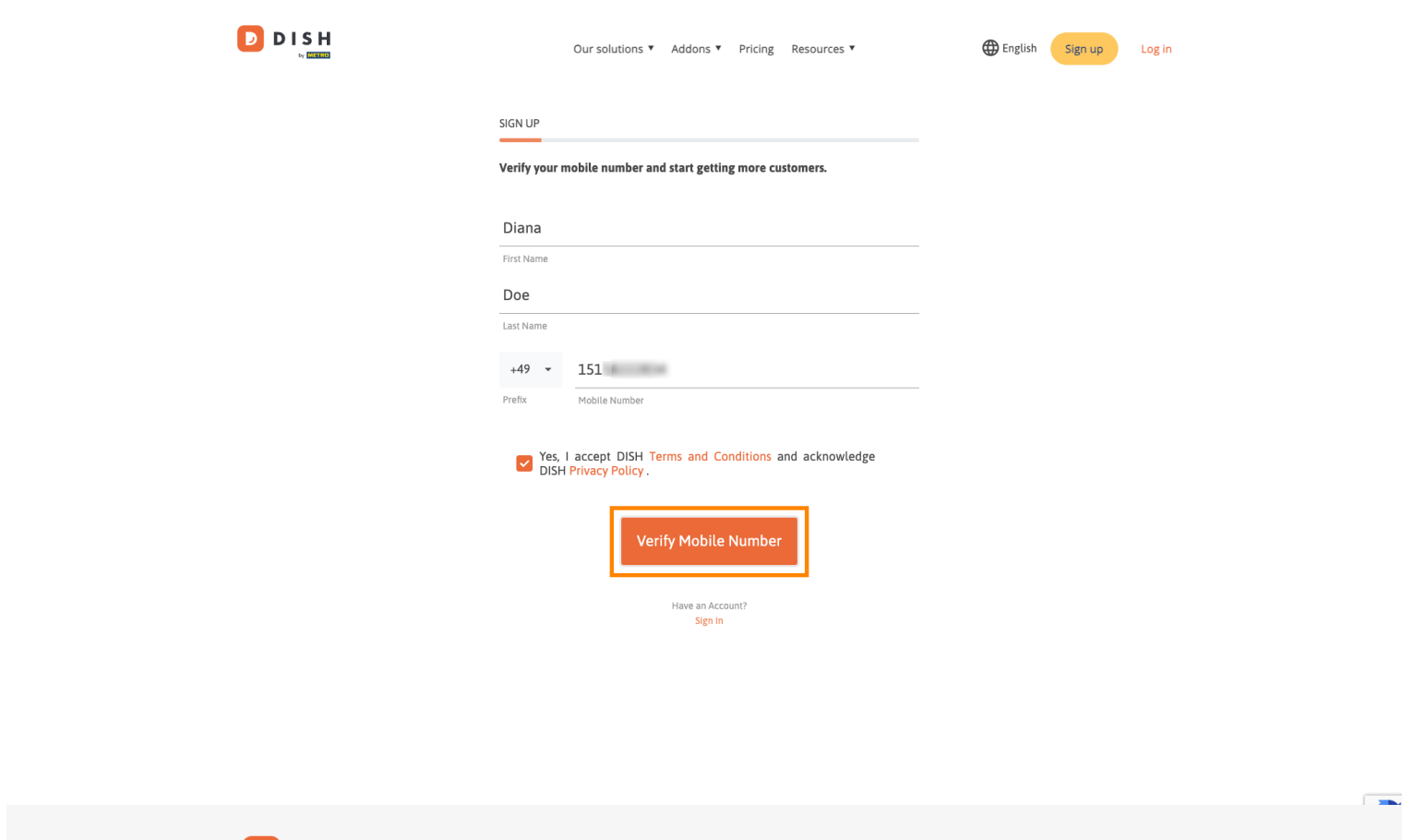
☐ Yes, I accept DISH Terms and Conditions and acknowledge DISH Privacy Policy.

Verify Mobile Number

Have an Account? Sign In



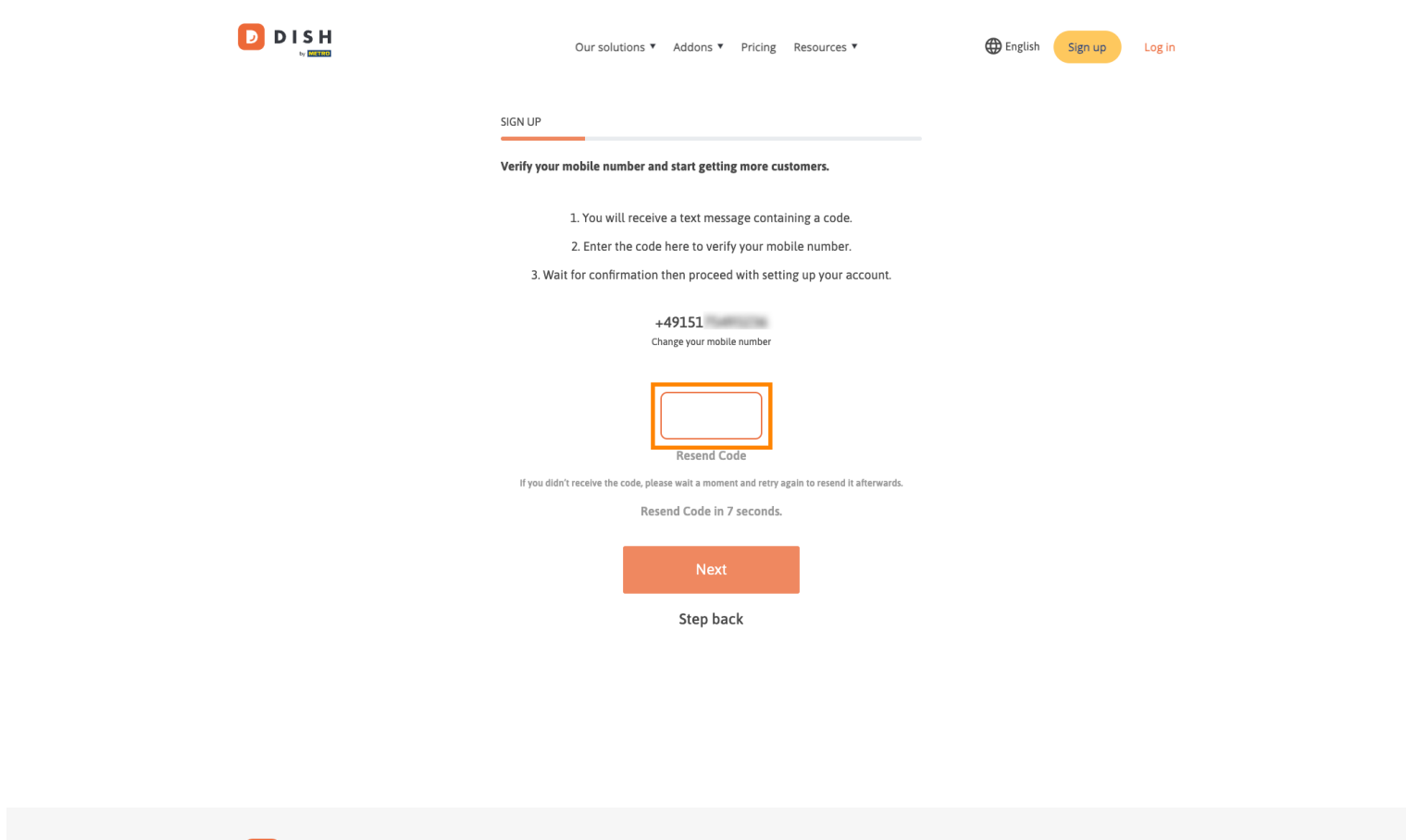
Ora clicca su **Verifica il numero di cellulare**.



The screenshot shows the DISH sign-up page. At the top, there is a navigation bar with the DISH logo, links for 'Our solutions', 'Addons', 'Pricing', and 'Resources', a language selector set to 'English', and buttons for 'Sign up' and 'Log in'. The main heading is 'SIGN UP' with a progress bar. Below it, the instruction reads 'Verify your mobile number and start getting more customers.' The form fields are: 'First Name' (Diana), 'Last Name' (Doe), 'Prefix' (+49), and 'Mobile Number' (151 followed by a masked number). A checkbox is checked, indicating acceptance of the terms and conditions. A large orange button labeled 'Verify Mobile Number' is highlighted with an orange border. At the bottom, there is a link for 'Sign in' for users who already have an account.



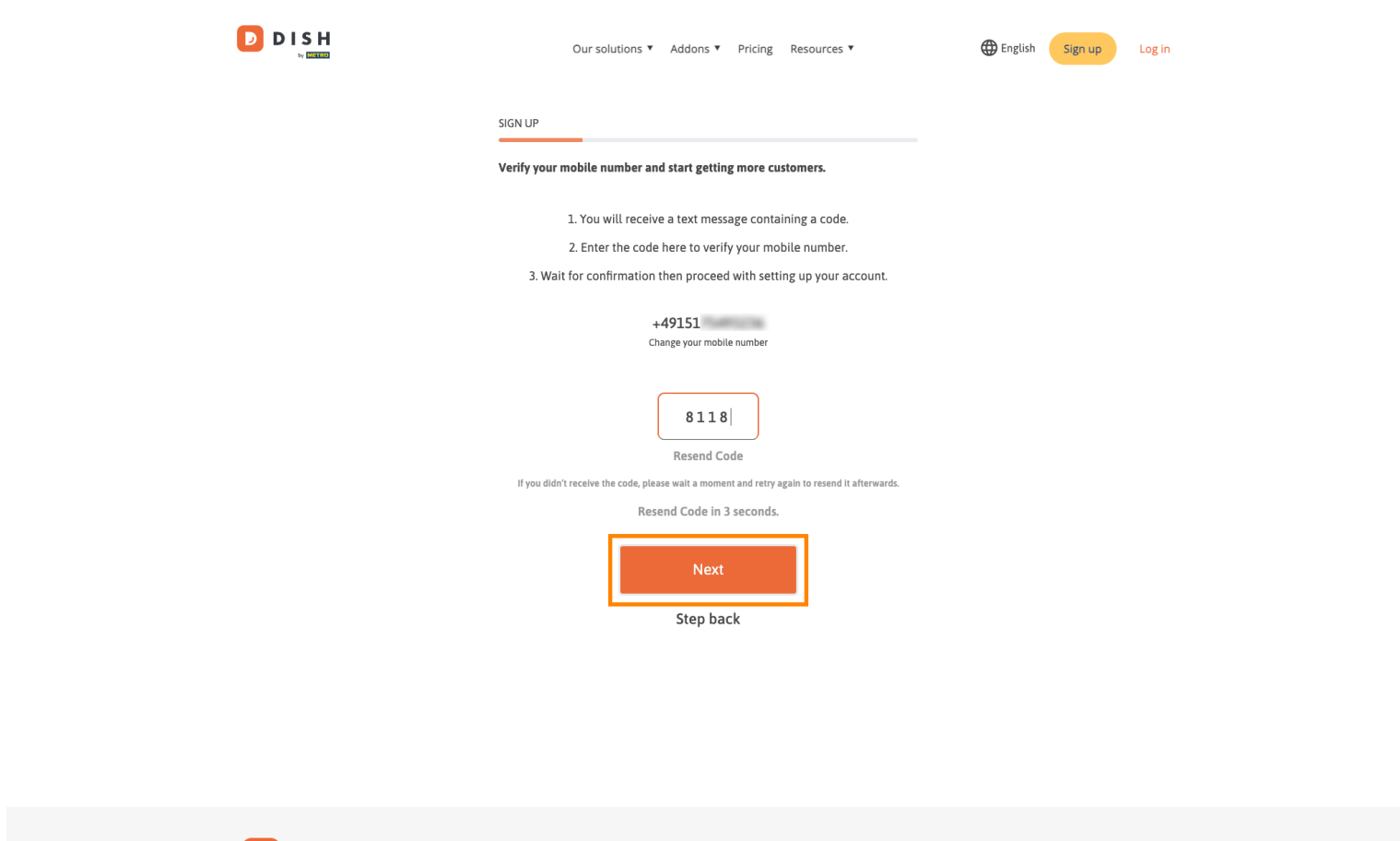
Riceverai un codice sul tuo cellulare. Inseriscilo nel **campo** corrispondente .



The screenshot shows the DISH sign-up page. At the top, there is a navigation bar with the DISH logo, links for 'Our solutions', 'Addons', 'Pricing', and 'Resources', a language selector for 'English', and buttons for 'Sign up' and 'Log in'. Below the navigation bar, the page is titled 'SIGN UP' with a progress bar. The main heading is 'Verify your mobile number and start getting more customers.' followed by three steps: 1. You will receive a text message containing a code. 2. Enter the code here to verify your mobile number. 3. Wait for confirmation then proceed with setting up your account. Below the steps, there is a field for the mobile number, currently showing '+49151' followed by a masked number. Below the number field is a link 'Change your mobile number'. Below that is a 'Resend Code' button, which is highlighted with an orange border. Below the button is a message: 'If you didn't receive the code, please wait a moment and retry again to resend it afterwards.' followed by a countdown: 'Resend Code in 7 seconds.' At the bottom of the form, there are two buttons: 'Next' (orange) and 'Step back' (gray).

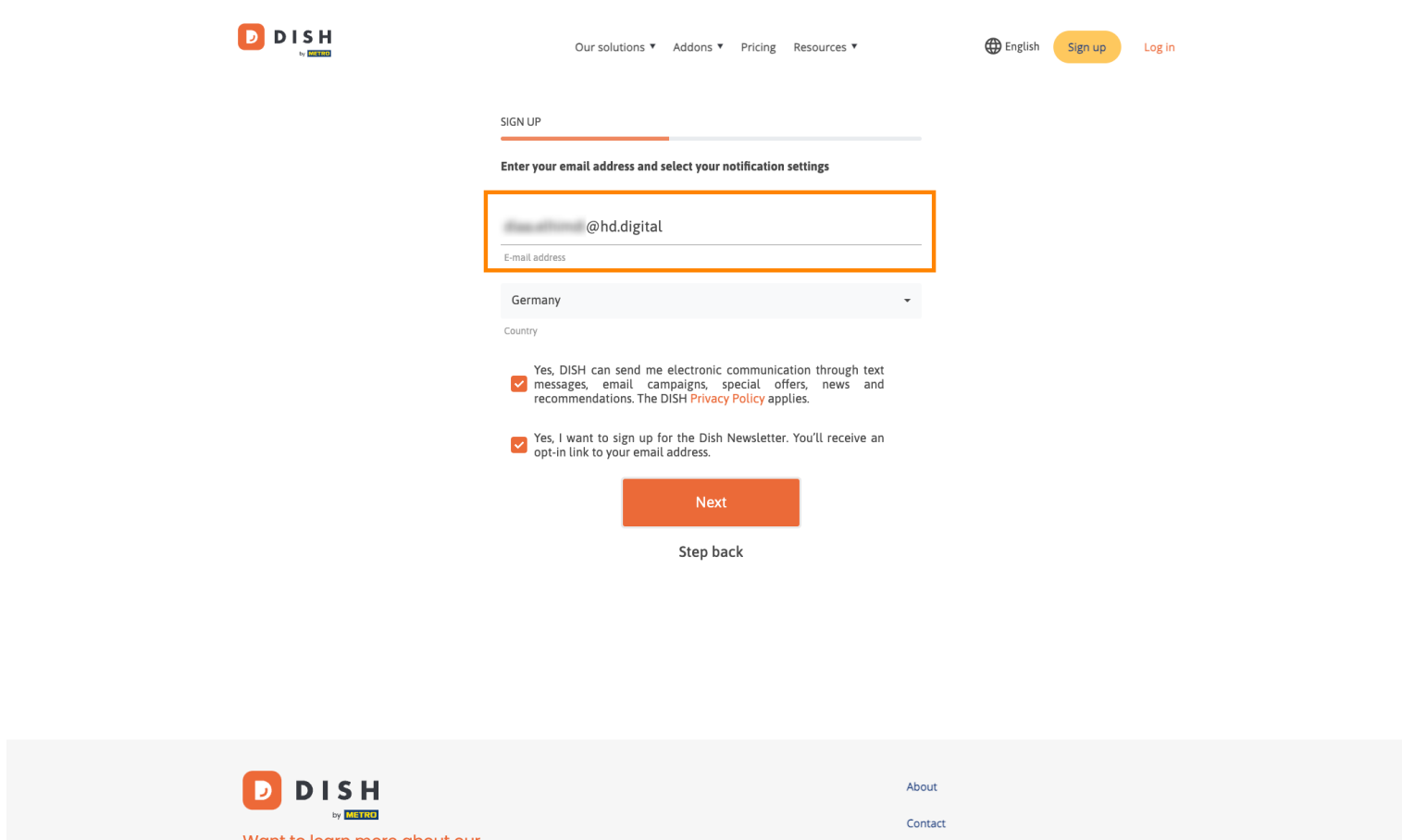


E clicca su **Avanti** per procedere.



The screenshot shows the DISH sign-up page. At the top, there is a navigation bar with the DISH logo, links for 'Our solutions', 'Addons', 'Pricing', and 'Resources', a language selector for 'English', and buttons for 'Sign up' and 'Log in'. The main heading is 'SIGN UP' with a progress bar. Below this, it says 'Verify your mobile number and start getting more customers.' followed by three steps: 1. You will receive a text message containing a code. 2. Enter the code here to verify your mobile number. 3. Wait for confirmation then proceed with setting up your account. A text input field shows a partially masked phone number '+49151 [REDACTED]' with a 'Change your mobile number' link below it. Below the input field is a 'Resend Code' button. A message states: 'If you didn't receive the code, please wait a moment and retry again to resend it afterwards.' Below this is a 'Resend Code in 3 seconds.' message. A large orange 'Next' button is highlighted with a red border, and a 'Step back' link is located below it.

Ora inserisci il tuo indirizzo email nel **campo di testo** corrispondente .



The screenshot shows the DISH sign-up page. At the top, there is a navigation bar with the DISH logo, links for 'Our solutions', 'Addons', 'Pricing', and 'Resources', a language selector for 'English', and buttons for 'Sign up' and 'Log in'. The main heading is 'SIGN UP'. Below it, a sub-heading reads 'Enter your email address and select your notification settings'. A text input field for the email address is highlighted with an orange border and contains the text 'hd.digital'. Below the email field is a dropdown menu for 'Country' with 'Germany' selected. There are two checkboxes, both of which are checked: 'Yes, DISH can send me electronic communication through text messages, email campaigns, special offers, news and recommendations. The DISH Privacy Policy applies.' and 'Yes, I want to sign up for the Dish Newsletter. You'll receive an opt-in link to your email address.' At the bottom of the form are two buttons: 'Next' (orange) and 'Step back' (grey). The footer contains the DISH logo, the text 'Want to learn more about our', and links for 'About' and 'Contact'.

DISH by METRO

Our solutions ▾ Addons ▾ Pricing Resources ▾

English Sign up Log in

SIGN UP

Enter your email address and select your notification settings

@hd.digital

E-mail address

Germany ▾

Country

☒ Yes, DISH can send me electronic communication through text messages, email campaigns, special offers, news and recommendations. The DISH Privacy Policy applies.

☒ Yes, I want to sign up for the Dish Newsletter. You'll receive an opt-in link to your email address.

Next

Step back

DISH by METRO

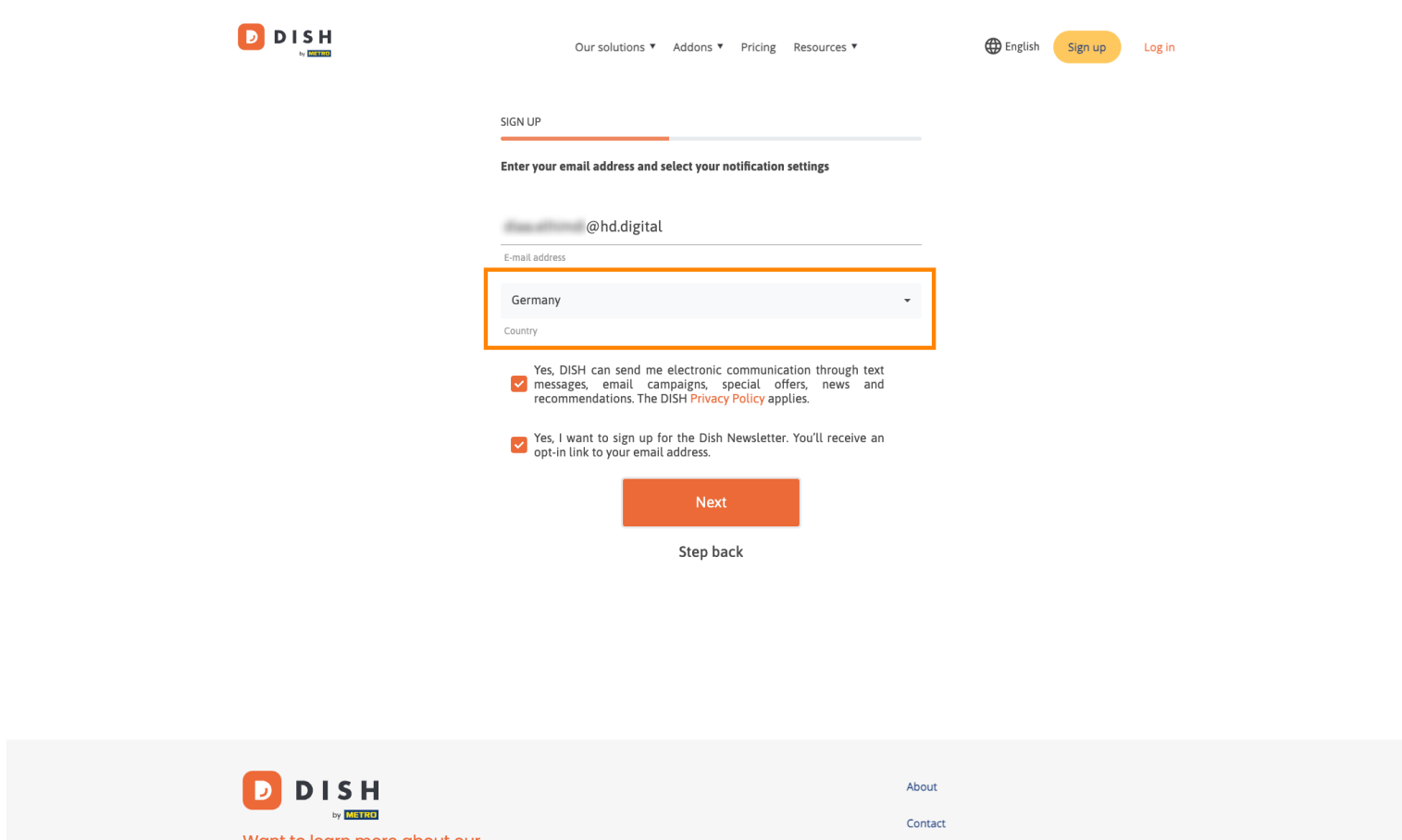
Want to learn more about our


About

Contact



Seleziona il tuo Paese nel **menu a discesa**.



 **DISH**
by **METRO**

Our solutions ▾ Addons ▾ Pricing Resources ▾

English Sign up Log in

SIGN UP

Enter your email address and select your notification settings

@hd.digital

E-mail address

Country


Germany ▾

☒ Yes, DISH can send me electronic communication through text messages, email campaigns, special offers, news and recommendations. The DISH [Privacy Policy](#) applies.

☒ Yes, I want to sign up for the Dish Newsletter. You'll receive an opt-in link to your email address.

Next

[Step back](#)

 **DISH**
by **METRO**

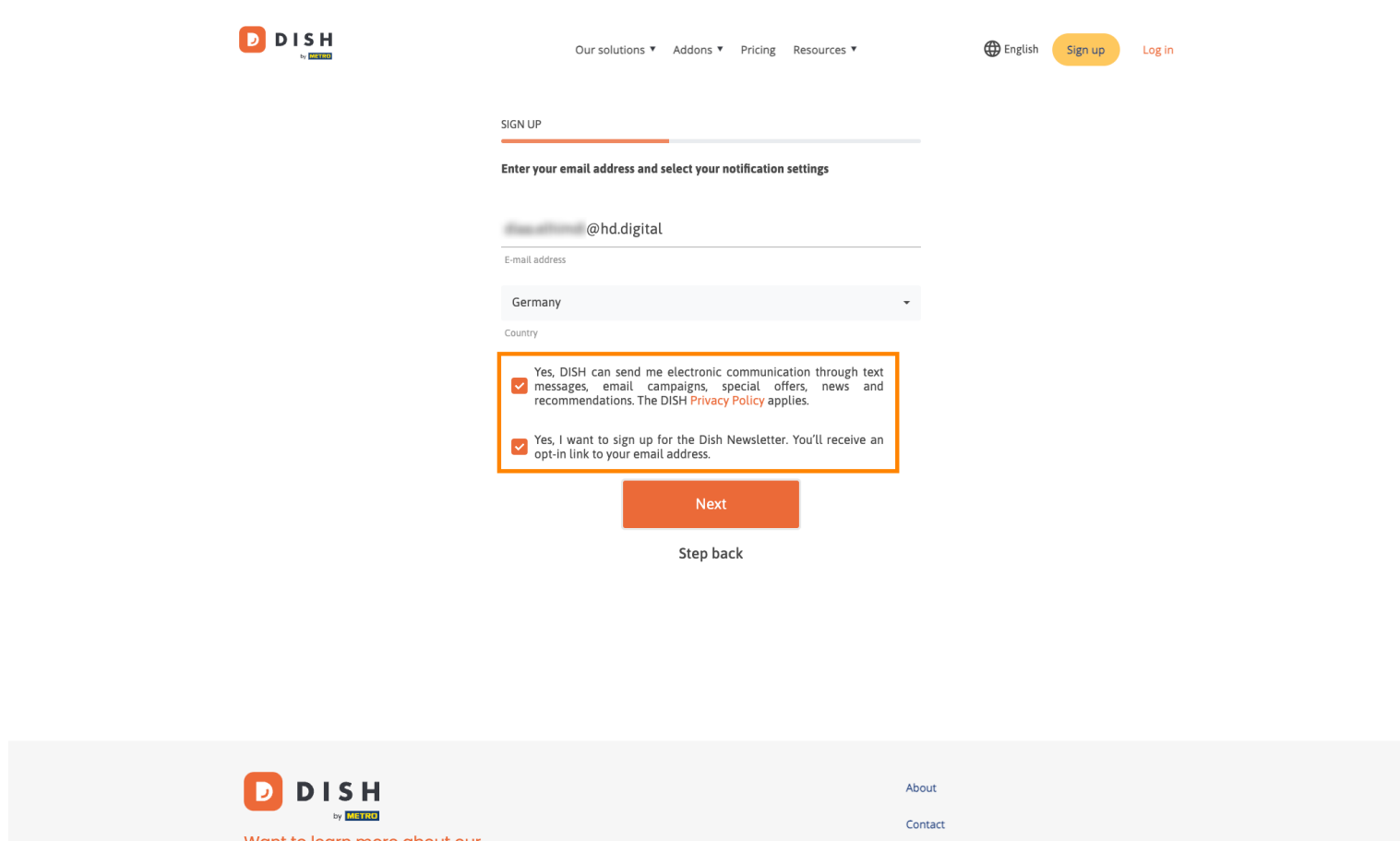
[Want to learn more about our](#)

[About](#)

[Contact](#)



Quindi seleziona le impostazioni di notifica spuntando il **campo di selezione** corrispondente .



The screenshot shows the DISH sign-up page. At the top, there is a navigation bar with the DISH logo, links for 'Our solutions', 'Addons', 'Pricing', and 'Resources', a language selector for 'English', and buttons for 'Sign up' and 'Log in'. The main heading is 'SIGN UP' with a progress bar. Below it, the instruction 'Enter your email address and select your notification settings' is displayed. The form includes an email input field with the placeholder 'Your address' and the text '@hd.digital', a country dropdown menu currently set to 'Germany', and two notification preference checkboxes, both of which are checked. The first checkbox is for electronic communication (text, email, special offers, news, recommendations) and the second is for the DISH Newsletter. Both checkboxes are highlighted with an orange border. Below the checkboxes are 'Next' and 'Step back' buttons. The footer contains the DISH logo, a link to 'Want to learn more about our', and links for 'About' and 'Contact'.

DISH by METRO

Our solutions ▾ Addons ▾ Pricing Resources ▾

English Sign up Log in

SIGN UP

Enter your email address and select your notification settings

Your address @hd.digital

E-mail address

Germany ▾

Country

☒ Yes, DISH can send me electronic communication through text messages, email campaigns, special offers, news and recommendations. The DISH [Privacy Policy](#) applies.

☒ Yes, I want to sign up for the Dish Newsletter. You'll receive an opt-in link to your email address.

Next

Step back

DISH by METRO

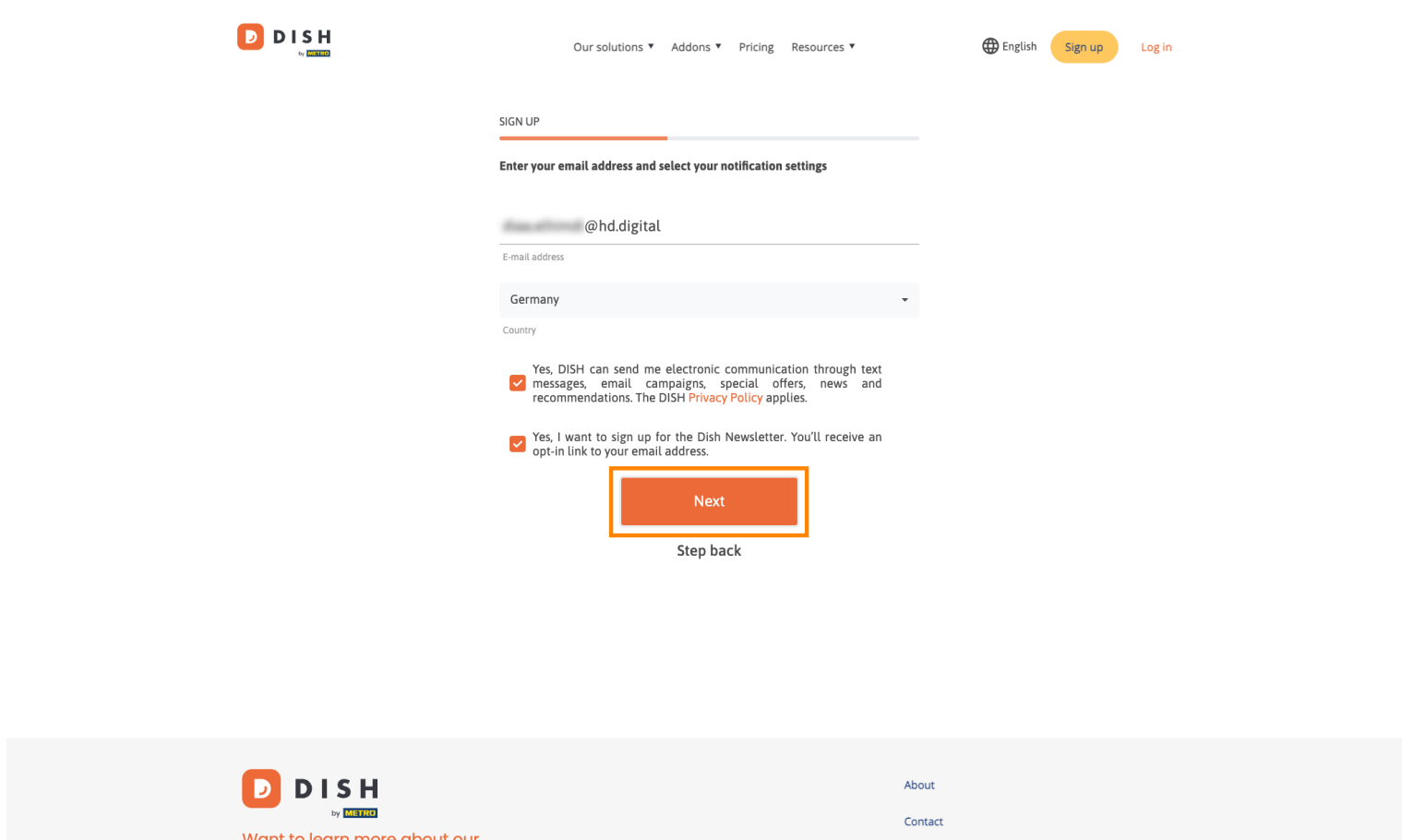
Want to learn more about our

About

Contact



Per continuare, fare clic su **Avanti**.



The screenshot shows the DISH sign-up page. At the top left is the DISH by METRO logo. To the right are links for 'Our solutions', 'Addons', 'Pricing', and 'Resources'. Further right are 'English', a 'Sign up' button, and a 'Log in' link. The main heading is 'SIGN UP' with a progress bar. Below it is the instruction 'Enter your email address and select your notification settings'. The email input field contains 'test@hd.digital' with a placeholder 'E-mail address'. Below the email field is a country dropdown menu set to 'Germany' with a placeholder 'Country'. There are two checked checkboxes: 'Yes, DISH can send me electronic communication through text messages, email campaigns, special offers, news and recommendations. The DISH Privacy Policy applies.' and 'Yes, I want to sign up for the Dish Newsletter. You'll receive an opt-in link to your email address.' Below these is an orange 'Next' button, which is highlighted with an orange border, and a 'Step back' link. The footer contains the DISH by METRO logo, the text 'Want to learn more about our', and links for 'About' and 'Contact'.

DISH
by **METRO**

Our solutions ▾ Addons ▾ Pricing Resources ▾

English Sign up Log in

SIGN UP

Enter your email address and select your notification settings

test@hd.digital
E-mail address

Germany ▾
Country

☒ Yes, DISH can send me electronic communication through text messages, email campaigns, special offers, news and recommendations. The DISH Privacy Policy applies.

☒ Yes, I want to sign up for the Dish Newsletter. You'll receive an opt-in link to your email address.

Next

Step back

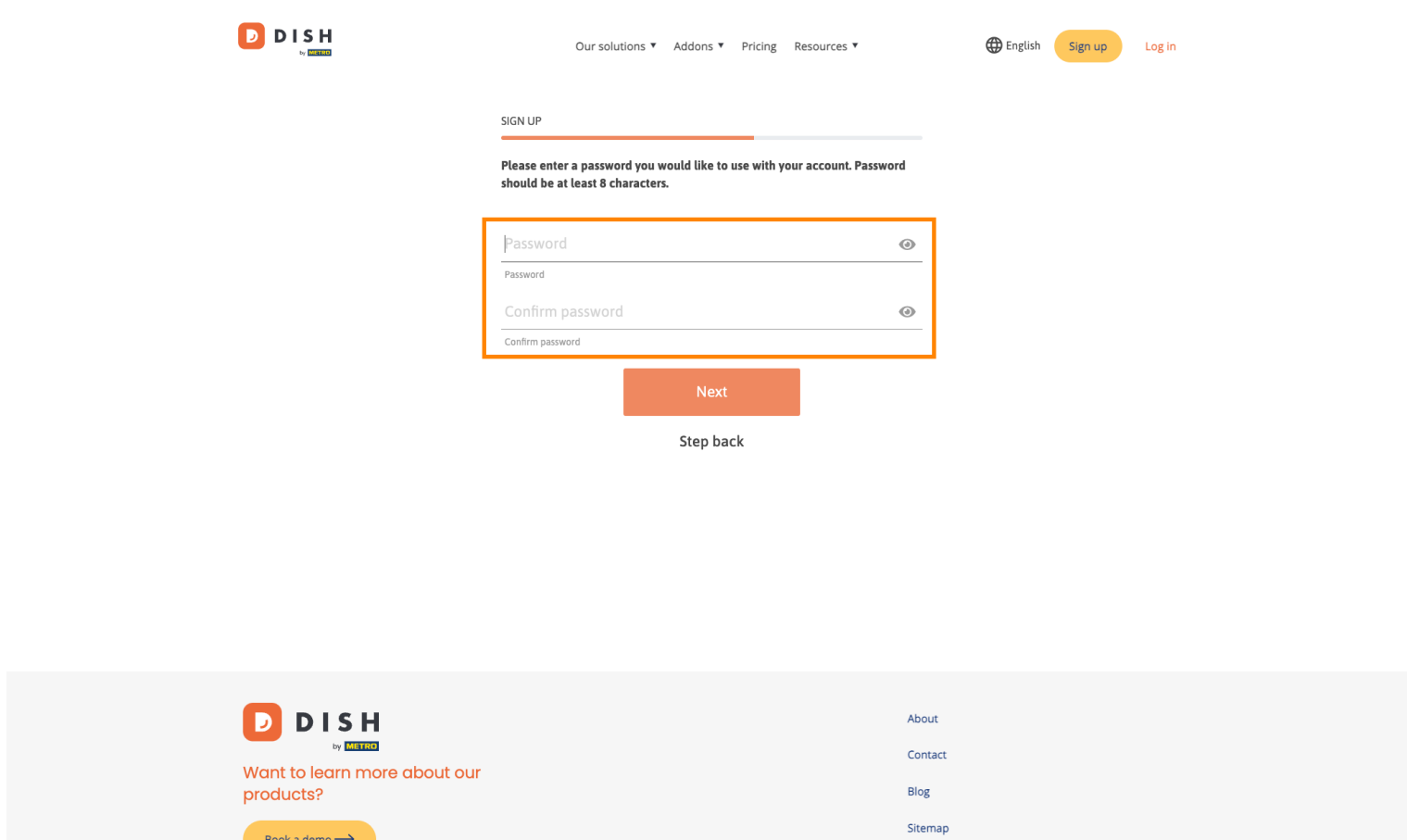
DISH
by **METRO**

Want to learn more about our

About
Contact



Ora inserisci una password e confermala ripetendola. Per farlo, utilizza i **campi di testo** corrispondenti .



The screenshot shows the DISH sign-up page. At the top, there is a navigation bar with the DISH logo, links for 'Our solutions', 'Addons', 'Pricing', and 'Resources', a language selector for 'English', and buttons for 'Sign up' and 'Log in'. The main heading is 'SIGN UP'. Below it, a message states: 'Please enter a password you would like to use with your account. Password should be at least 8 characters.' The form contains two password input fields: 'Password' and 'Confirm password', each with a toggle icon for visibility. A red box highlights these two fields. Below the form are two buttons: 'Next' and 'Step back'. The footer contains the DISH logo, the text 'Want to learn more about our products?' with a 'Book a demo' button, and a list of links: 'About', 'Contact', 'Blog', and 'Sitemap'.

DISH
by METRO

Our solutions ▾ Addons ▾ Pricing Resources ▾

English Sign up Log in

SIGN UP

Please enter a password you would like to use with your account. Password should be at least 8 characters.

Password

Confirm password

Next

Step back

DISH
by METRO

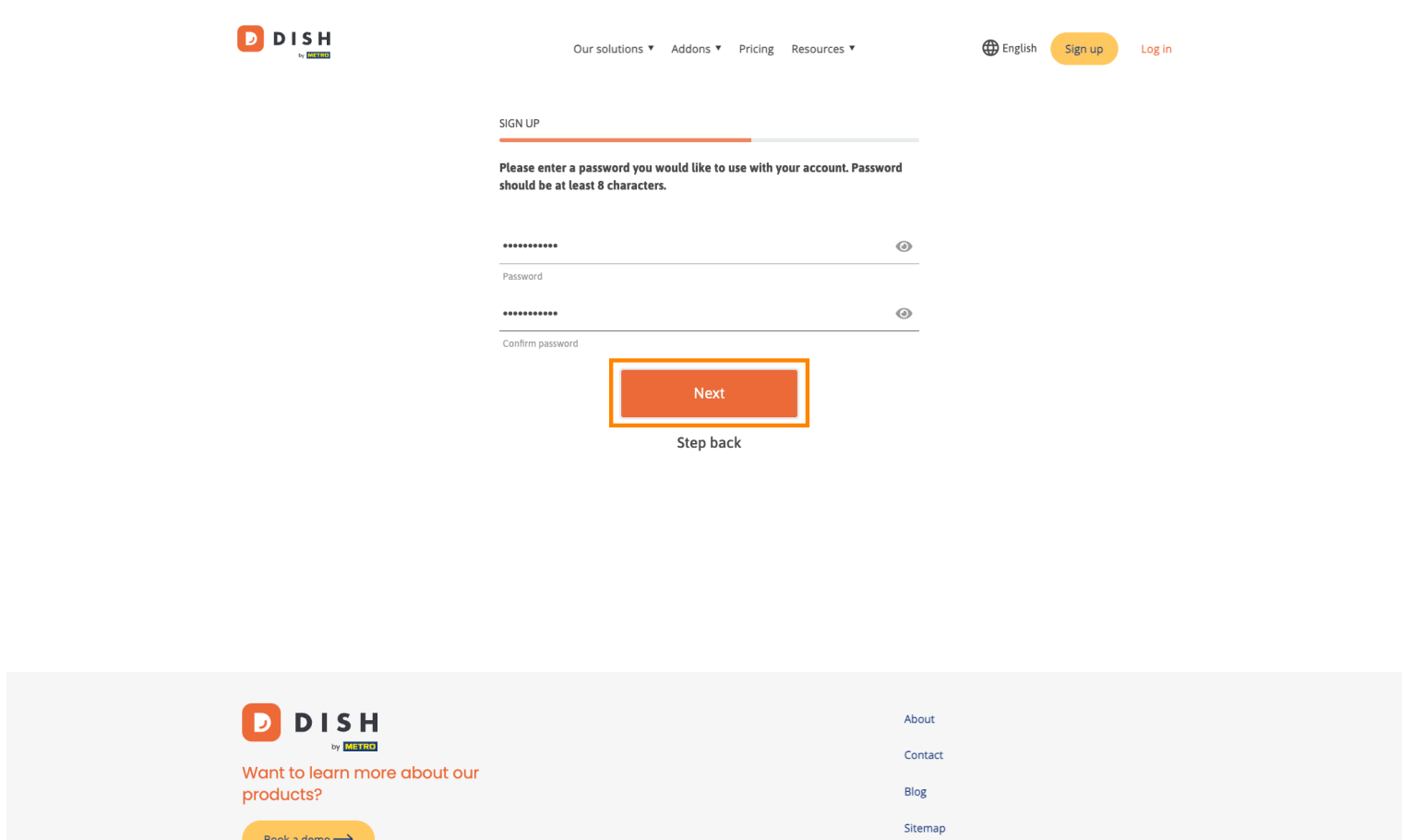
Want to learn more about our products?

Book a demo →

About
Contact
Blog
Sitemap



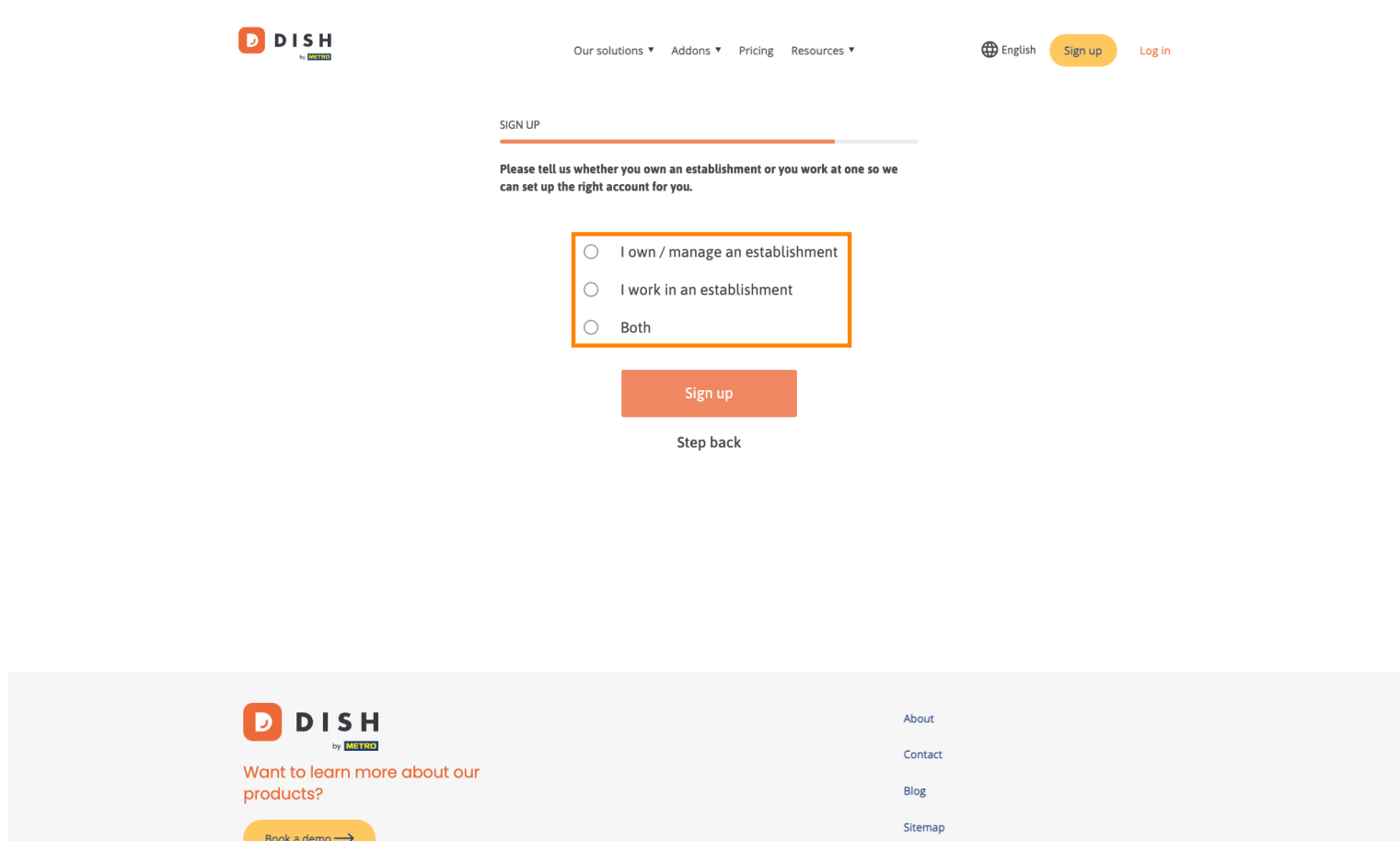
Dopo aver inserito e confermato la password, clicca su **Avanti** per procedere.



The screenshot shows the DISH sign-up page. At the top, there is a navigation bar with the DISH logo, links for 'Our solutions', 'Addons', 'Pricing', and 'Resources', a language selector for 'English', and buttons for 'Sign up' and 'Log in'. The main section is titled 'SIGN UP' and contains a progress bar. Below the progress bar, there is a message: 'Please enter a password you would like to use with your account. Password should be at least 8 characters.' There are two password input fields, each with a toggle for visibility. The first field is labeled 'Password' and the second is labeled 'Confirm password'. Below the input fields, there is a large orange button labeled 'Next' which is highlighted with an orange border. Below the 'Next' button is a link labeled 'Step back'. At the bottom of the page, there is a footer with the DISH logo, the text 'Want to learn more about our products?', a 'Book a demo' button, and links for 'About', 'Contact', 'Blog', and 'Sitemap'.



Quindi scegli se possiedi/gestisci uno stabilimento , ci lavori o entrambi selezionando il **campo di selezione** corrispondente .



The screenshot shows the DISH sign-up page. At the top, there is a navigation bar with the DISH logo, links for 'Our solutions', 'Addons', 'Pricing', and 'Resources', a language selector for 'English', and buttons for 'Sign up' and 'Log in'. The main heading is 'SIGN UP'. Below it, a message asks the user to specify if they own, work at, or both own and work at an establishment. Three radio button options are listed: 'I own / manage an establishment', 'I work in an establishment', and 'Both'. The first option is highlighted with an orange box. Below the options is an orange 'Sign up' button and a 'Step back' link. The footer contains the DISH logo, a link to 'Book a demo', and a list of links: 'About', 'Contact', 'Blog', and 'Sitemap'.

DISH
by METRO

Our solutions ▾ Addons ▾ Pricing Resources ▾

English Sign up Log in

SIGN UP

Please tell us whether you own an establishment or you work at one so we can set up the right account for you.

☐ I own / manage an establishment

☐ I work in an establishment

☐ Both

Sign up


Step back

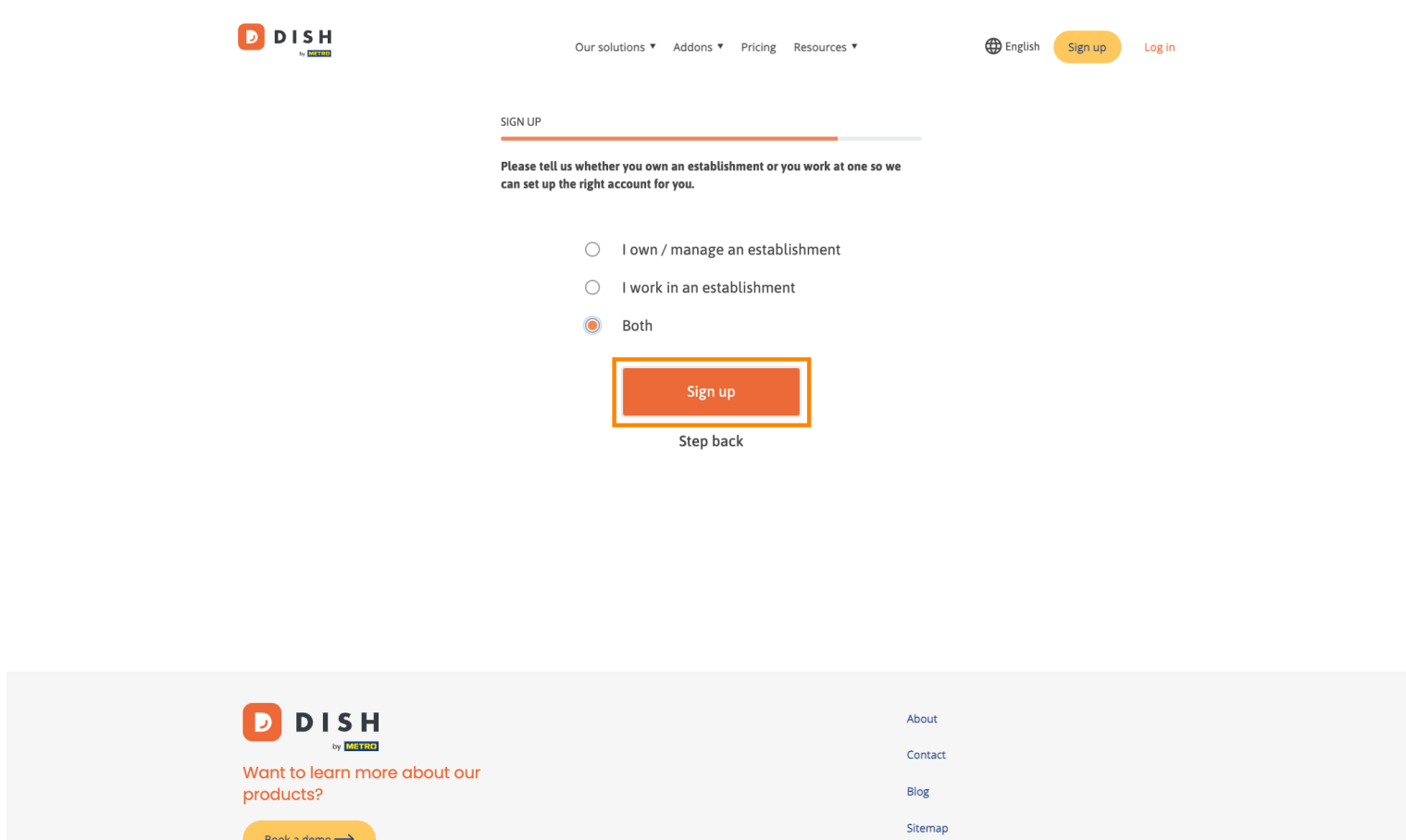
DISH
by METRO

Want to learn more about our products?

Book a demo →

About
Contact
Blog
Sitemap

 Per completare la procedura di registrazione clicca su **Registrati**.



The screenshot shows the DISH Sign Up page. At the top, there is a navigation bar with the DISH logo, links for 'Our solutions', 'Addons', 'Pricing', and 'Resources', a language selector for 'English', and buttons for 'Sign up' and 'Log in'. The main heading is 'SIGN UP' with a progress bar. Below this, a message asks the user to specify if they own an establishment, work at one, or both. Three radio buttons are provided: 'I own / manage an establishment', 'I work in an establishment', and 'Both' (which is selected). A large orange 'Sign up' button is highlighted with an orange border, and a 'Step back' link is below it. The footer contains the DISH logo, a link to 'Book a demo', and a list of links: 'About', 'Contact', 'Blog', and 'Sitemap'.

DISH
by METRO

Our solutions ▾ Addons ▾ Pricing Resources ▾

English Sign up Log in

SIGN UP

Please tell us whether you own an establishment or you work at one so we can set up the right account for you.

☐ I own / manage an establishment

☐ I work in an establishment

☒ Both

Sign up

Step back

DISH
by METRO

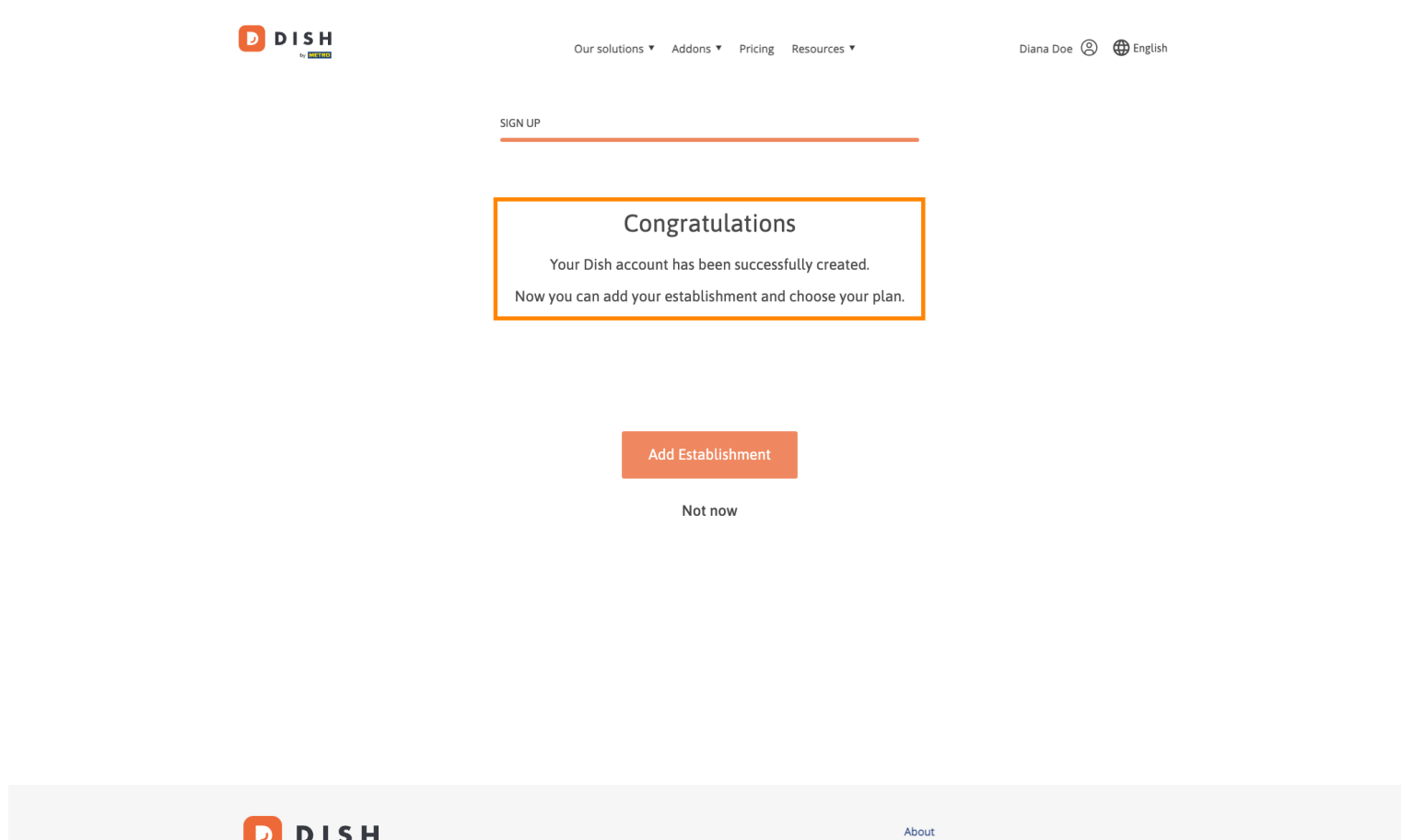
Want to learn more about our products?

Book a demo →

About
Contact
Blog
Sitemap

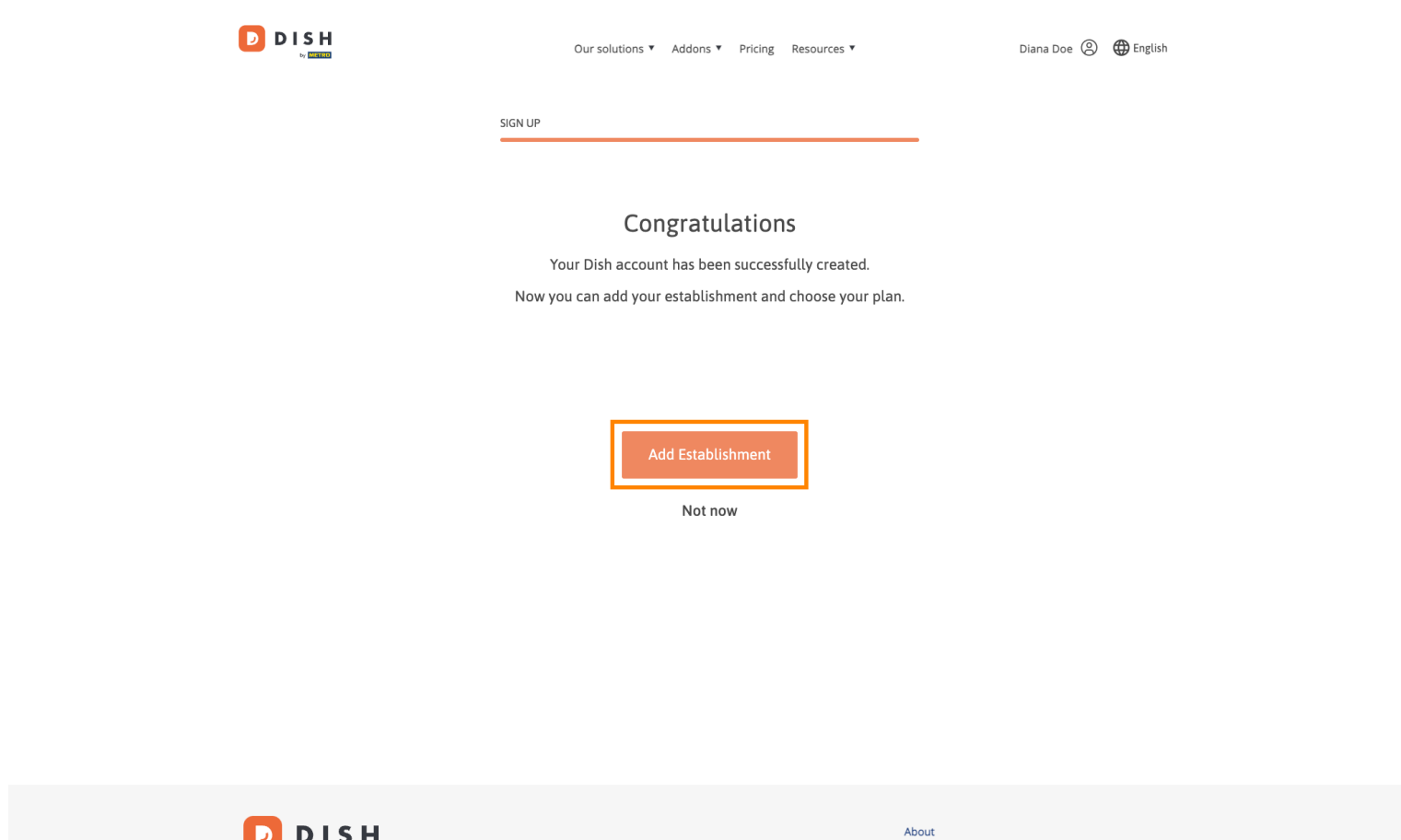


Hai creato con successo il tuo account DISH.



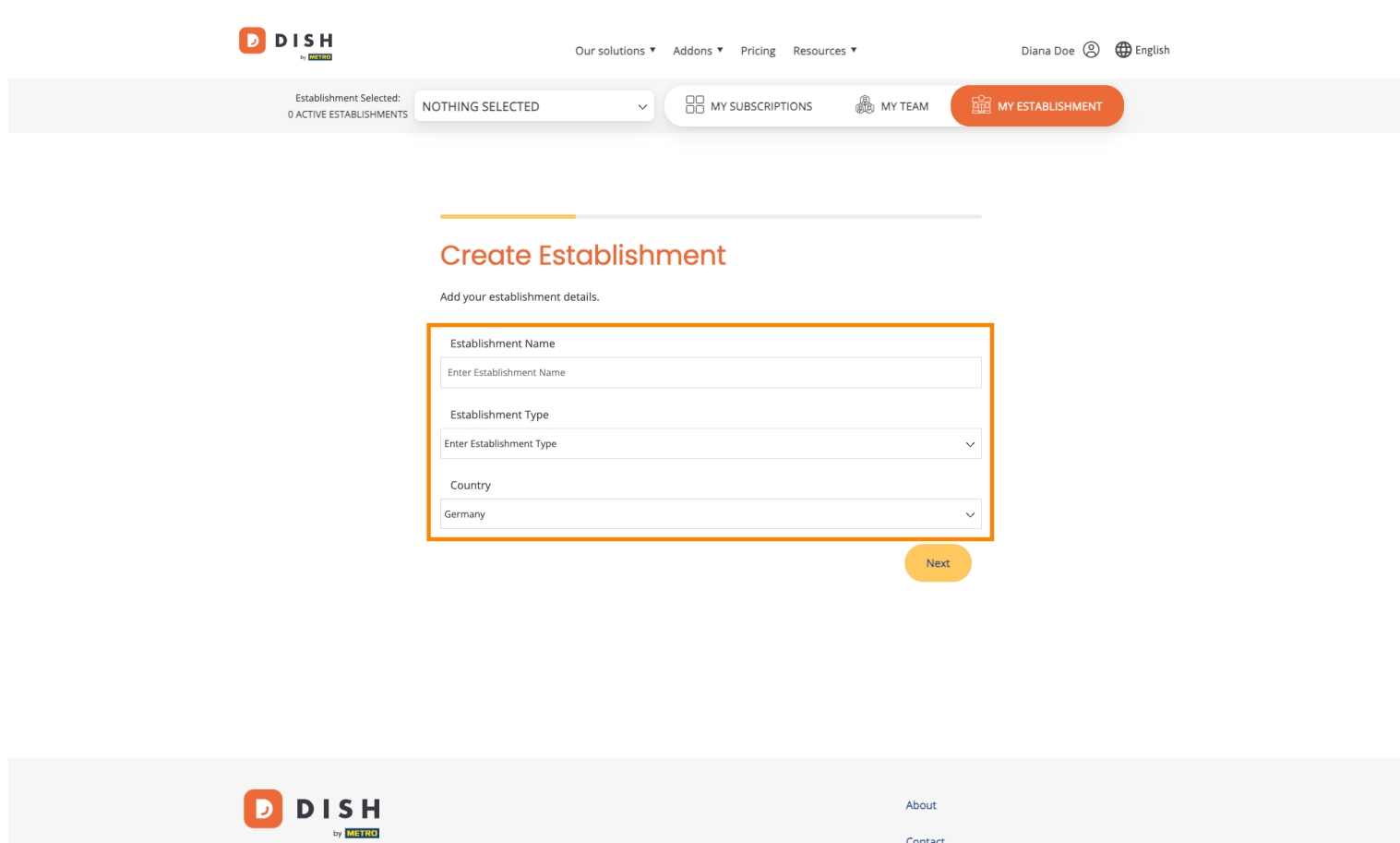


Ora devi aggiungere un stabilimento al tuo account. Per farlo, clicca su **Aggiungi struttura** .



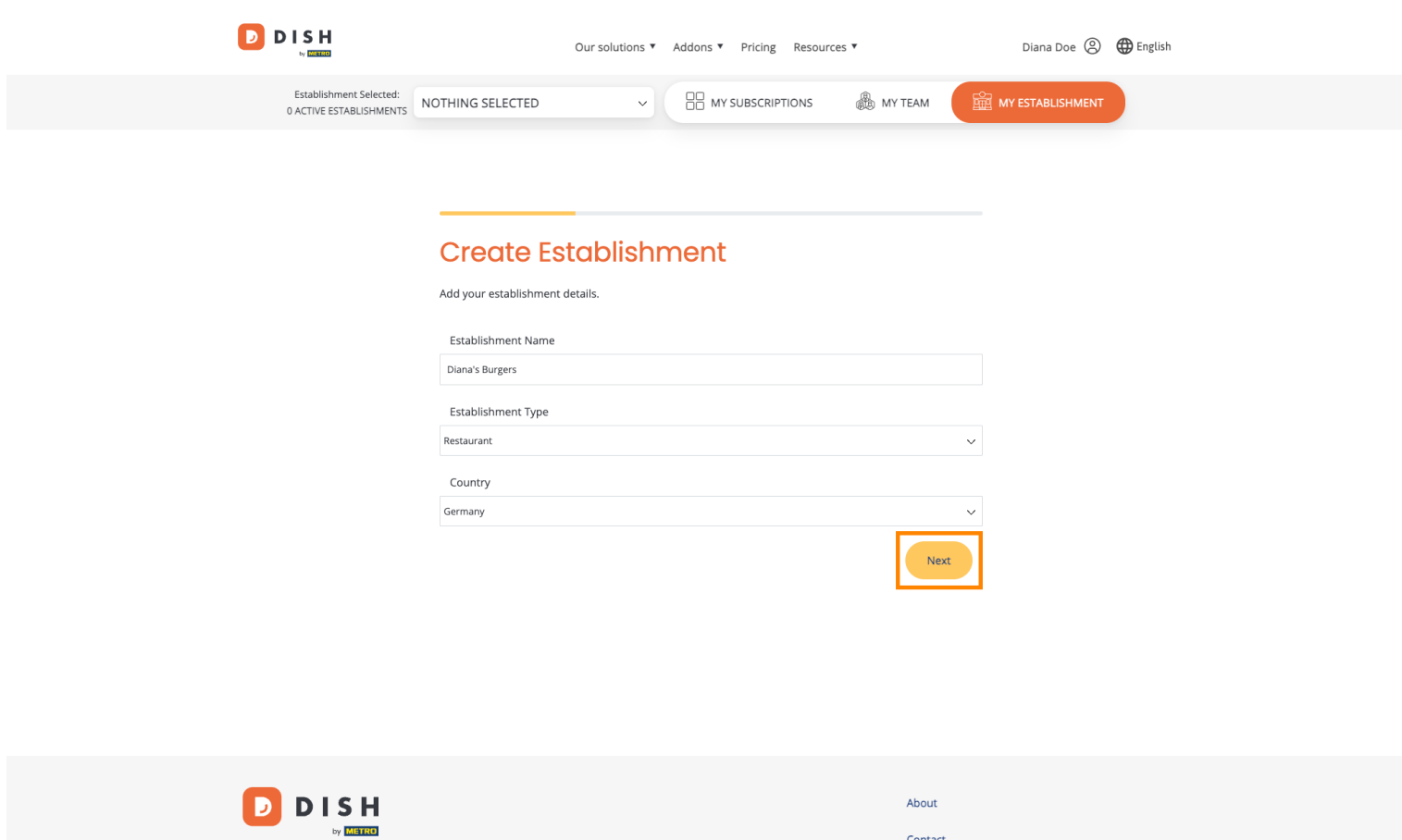


Per creare una struttura, inserisci il nome della tua struttura , digita e paese . Per farlo, utilizzare il **campo di testo** fornito e **i menu a discesa** .



The screenshot shows the 'Create Establishment' page in the DISH by METRO interface. The page has a header with the logo, navigation links (Our solutions, Addons, Pricing, Resources), and user information (Diana Doe, English). Below the header, there's a section for 'Establishment Selected' showing '0 ACTIVE ESTABLISHMENTS' and a dropdown menu currently set to 'NOTHING SELECTED'. To the right of this are buttons for 'MY SUBSCRIPTIONS', 'MY TEAM', and 'MY ESTABLISHMENT' (which is highlighted in orange). The main content area is titled 'Create Establishment' and includes the instruction 'Add your establishment details.' Below this is a form with three fields: 'Establishment Name' (a text input field with the placeholder 'Enter Establishment Name'), 'Establishment Type' (a dropdown menu with the placeholder 'Enter Establishment Type'), and 'Country' (a dropdown menu with 'Germany' selected). A yellow 'Next' button is located at the bottom right of the form. The footer contains the DISH by METRO logo and links for 'About' and 'Contact'.



 Dopo aver aggiunto le informazioni, fare clic su **Avanti** per procedere.






The screenshot shows the 'Create Establishment' form in the DISH by METRO interface. The form is titled 'Create Establishment' and includes a progress bar at the top. Below the title, it says 'Add your establishment details.' The form contains three input fields: 'Establishment Name' (with the text 'Diana's Burgers'), 'Establishment Type' (a dropdown menu with 'Restaurant' selected), and 'Country' (a dropdown menu with 'Germany' selected). A yellow 'Next' button is located at the bottom right of the form, highlighted with a yellow border. The top navigation bar includes the DISH logo, links for 'Our solutions', 'Addons', 'Pricing', and 'Resources', and user information for 'Diana Doe' with a profile icon and a language selector set to 'English'. The bottom navigation bar includes the DISH logo and links for 'About' and 'Contact'.

DISH by METRO

Our solutions ▾ Addons ▾ Pricing Resources ▾

Diana Doe   English

Establishment Selected: 0 ACTIVE ESTABLISHMENTS NOTHING SELECTED ▾

 MY SUBSCRIPTIONS  MY TEAM  MY ESTABLISHMENT

Create Establishment

Add your establishment details.

Establishment Name

Diana's Burgers

Establishment Type

Restaurant ▾

Country

Germany ▾

Next

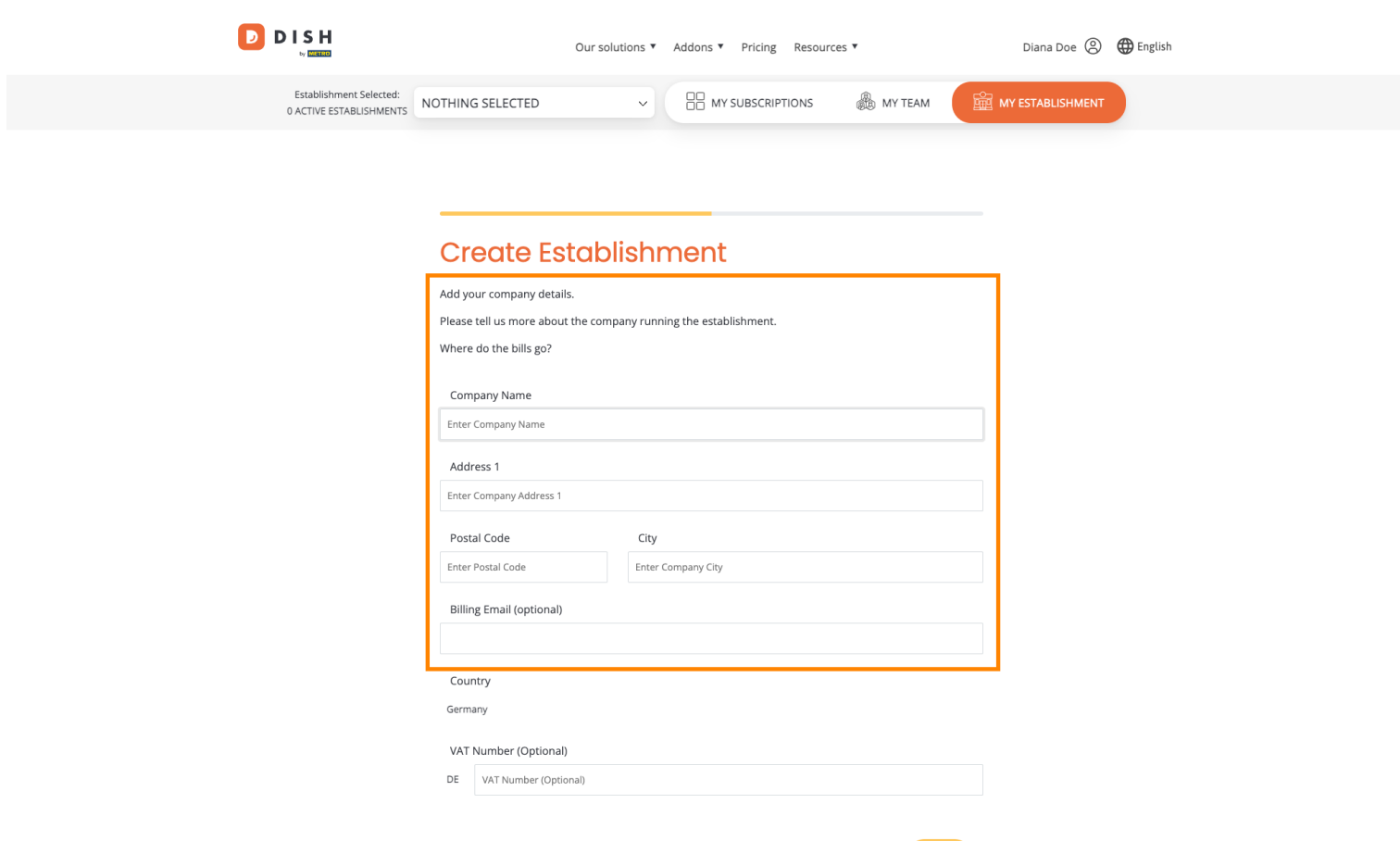
DISH by METRO

About

Contact





Quindi inserisci l' indirizzo di fatturazione della tua azienda nei **campi di testo** designati .






DISH by METRO

Our solutions ▾ Addons ▾ Pricing Resources ▾

Diana Doe   English

Establishment Selected: 0 ACTIVE ESTABLISHMENTS NOTHING SELECTED ▾

 MY SUBSCRIPTIONS  MY TEAM  MY ESTABLISHMENT

Create Establishment

Add your company details.

Please tell us more about the company running the establishment.

Where do the bills go?

Company Name

Enter Company Name

Address 1

Enter Company Address 1

Postal Code

Enter Postal Code

City

Enter Company City

Billing Email (optional)

Country

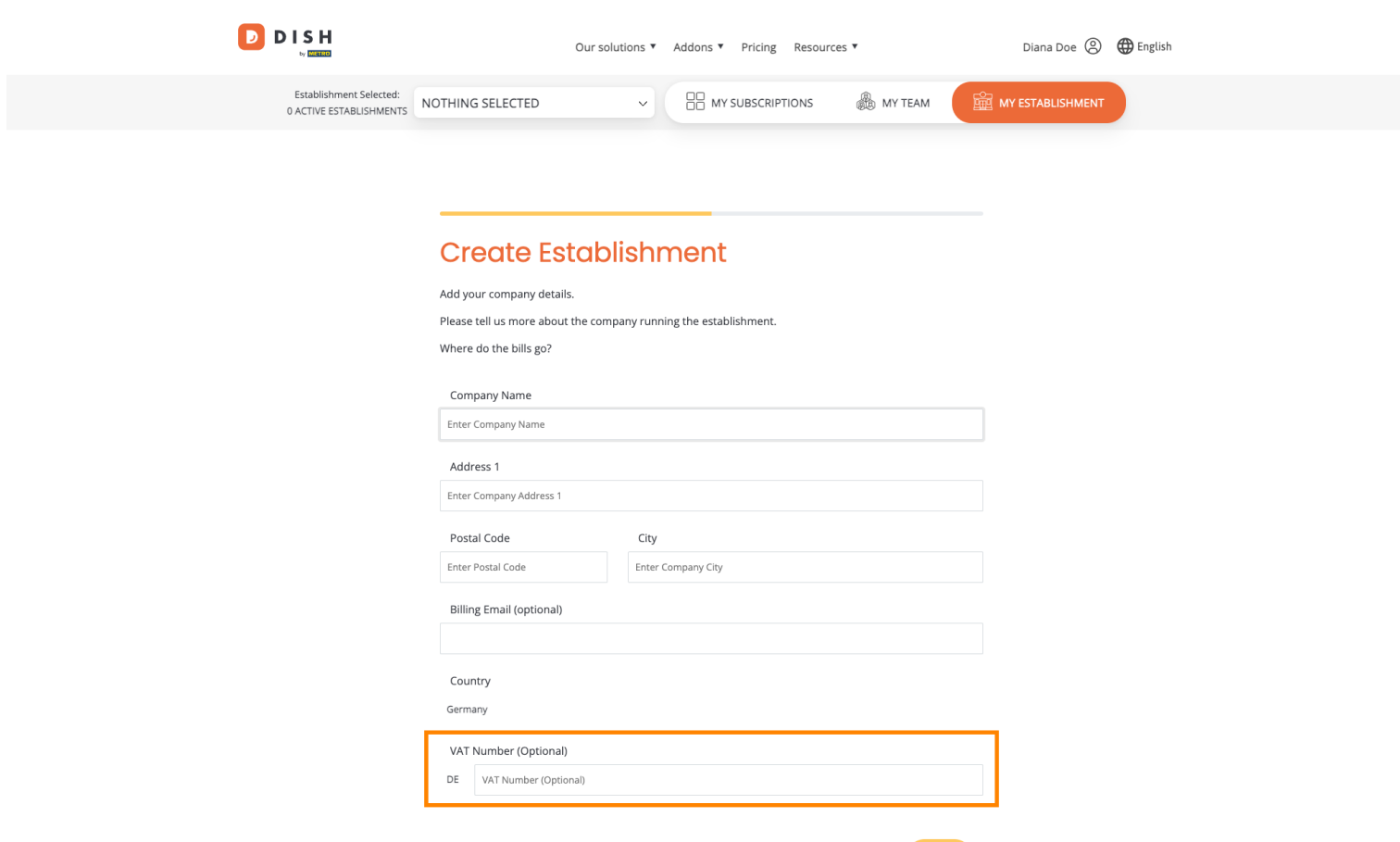
Germany

VAT Number (Optional)

DE VAT Number (Optional)





Se hai una partita IVA, aggiungila anche nel **campo di testo corrispondente**. **Nota: la partita IVA potrebbe essere facoltativa a seconda del Paese in cui ti trovi.**






DISH
by METRO

Our solutions ▾ Addons ▾ Pricing Resources ▾

Diana Doe   English

Establishment Selected: 0 ACTIVE ESTABLISHMENTS NOTHING SELECTED ▾

 MY SUBSCRIPTIONS  MY TEAM  MY ESTABLISHMENT

Create Establishment

Add your company details.

Please tell us more about the company running the establishment.

Where do the bills go?

Company Name

Enter Company Name

Address 1

Enter Company Address 1

Postal Code

Enter Postal Code

City

Enter Company City

Billing Email (optional)

Country

Germany

VAT Number (Optional)

DE VAT Number (Optional)



Dopo aver inserito tutte le informazioni necessarie, fare clic su **Avanti** per procedere.



[Our solutions](#) [Addons](#) [Pricing](#) [Resources](#)

Diana Doe   English

Create Establishment

Add your company details.

Please tell us more about the company running the establishment.

Where do the bills go?

Company Name

Diana's Burgers

Address 1

1 Olympus drive

Postal Code

10100

City

Berlin

Billing Email (optional)

Country

Germany

VAT Number (Optional)

DE VAT Number (Optional)

[Step back](#)

Next



Nell'ultimo passaggio, devi inserire l'indirizzo della struttura. Se è lo stesso della tua azienda, puoi lasciarlo così com'è. In caso contrario, deseleziona la **casella di controllo** "Uguale all'azienda" e modifica l'indirizzo della struttura.



Our solutions ▾ Addons ▾ Pricing Resources ▾

Diana Doe   English

Create Establishment

Add your establishment address.

Diana's Burgers

☒ Same as company

Address line 1

1 Olympus drive

Postal Code

10100

City

Berlin

Country

Germany

METRO customer number

METRO customer number

We'll forward the status of your DISH-membership and the tools you use to the METRO organization at your place of business for METRO to contact you and help you with the tools. You can withdraw your consent at any time with future effect. Read more about how we process your data and how to withdraw your consent in our Data Protection Notice

[Step back](#)

[Add Establishment](#)



Se desideri ricevere supporto futuro per i tuoi strumenti DISH, possiamo inoltrare i tuoi dati all'organizzazione METRO più vicina. Inserisci semplicemente il tuo numero cliente METRO nel **campo di testo** corrispondente .



Our solutions ▾ Addons ▾ Pricing Resources ▾

Diana Doe   English

Create Establishment

Add your establishment address.

Diana's Burgers

☒ Same as company

Address line 1

1 Olympus drive

Postal Code

10100

City

Berlin

Country

Germany

METRO customer number

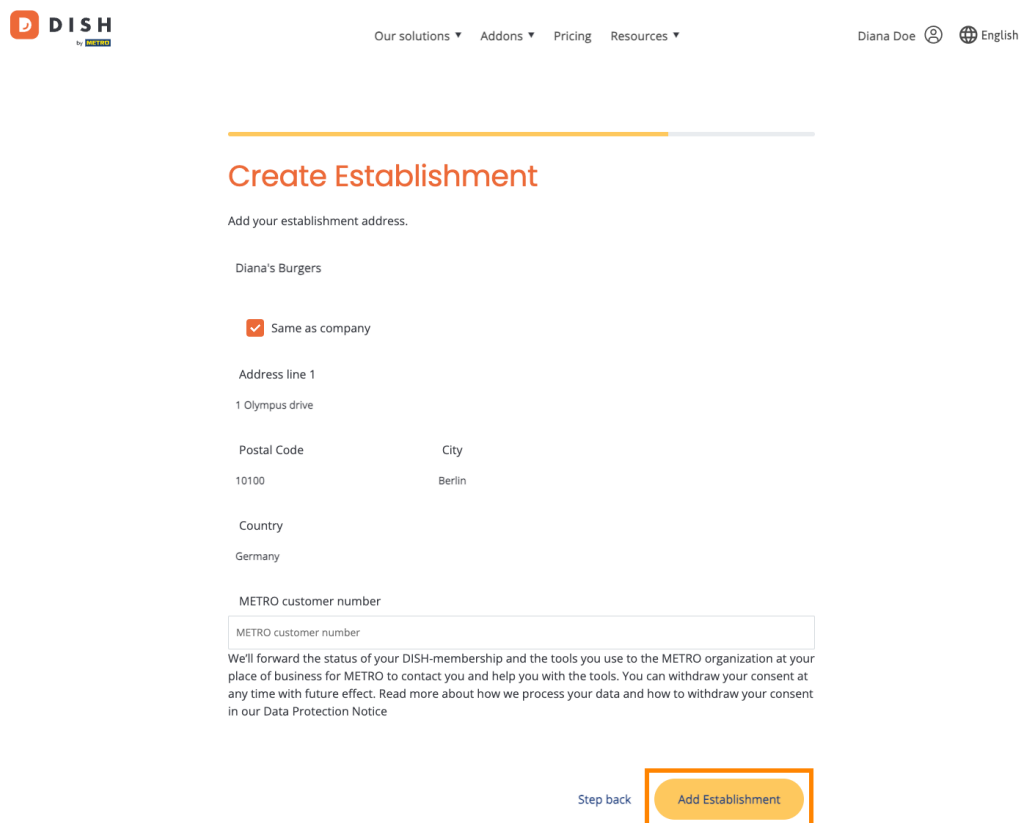
We'll forward the status of your DISH-membership and the tools you use to the METRO organization at your place of business for METRO to contact you and help you with the tools. You can withdraw your consent at any time with future effect. Read more about how we process your data and how to withdraw your consent in our Data Protection Notice

[Step back](#)

[Add Establishment](#)



Quindi fai clic su **Aggiungi struttura** per completare il processo di collegamento della tua struttura al tuo account DISH.



The screenshot shows the 'Create Establishment' page in the DISH interface. The page has a header with the DISH logo, navigation links (Our solutions, Addons, Pricing, Resources), and user information (Diana Doe, English). The main content area is titled 'Create Establishment' and includes a progress bar. Below the title, there is a form to add an establishment address. The form includes a text input for the establishment name (Diana's Burgers), a checkbox for 'Same as company' (checked), a text input for 'Address line 1' (1 Olympus drive), and two text inputs for 'Postal Code' (10100) and 'City' (Berlin). There is also a 'Country' dropdown menu set to 'Germany'. At the bottom, there is a 'METRO customer number' field and a text block explaining that the user's status and tools will be forwarded to the METRO organization. The 'Add Establishment' button is highlighted with an orange border.

DISH by METRO

Our solutions ▾ Addons ▾ Pricing Resources ▾

Diana Doe ⓘ English

Create Establishment

Add your establishment address.

Diana's Burgers

☒ Same as company

Address line 1

1 Olympus drive

Postal Code City

10100 Berlin

Country

Germany

METRO customer number

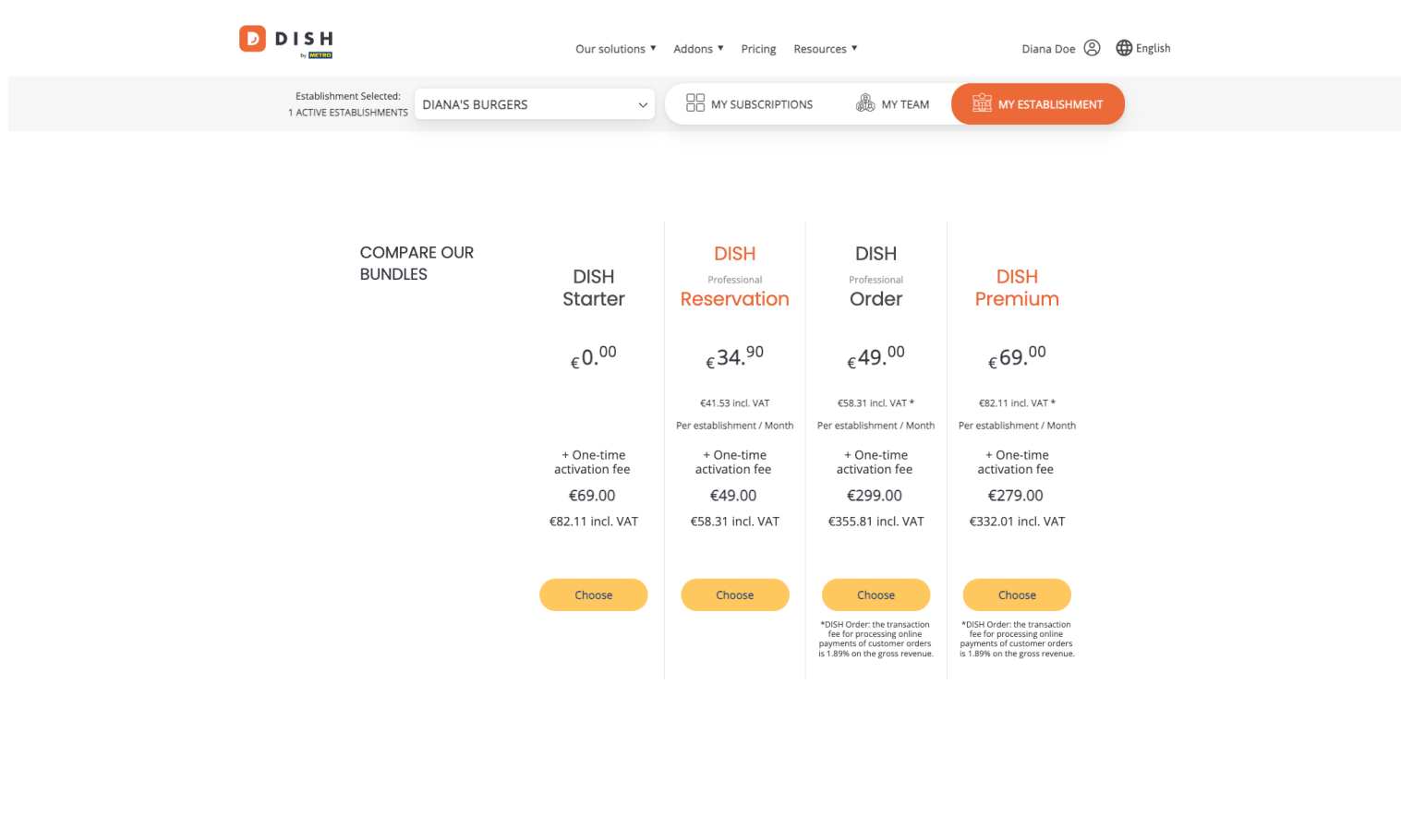
METRO customer number

We'll forward the status of your DISH-membership and the tools you use to the METRO organization at your place of business for METRO to contact you and help you with the tools. You can withdraw your consent at any time with future effect. Read more about how we process your data and how to withdraw your consent in our Data Protection Notice

[Step back](#) [Add Establishment](#)



Ecco fatto. Hai completato il tutorial e ora sai come creare un nuovo account DISH.



The screenshot shows the DISH Professional website interface. At the top, there's a navigation bar with the DISH logo, user name 'Diana Doe', and language 'English'. Below this is a secondary bar showing 'Establishment Selected: DIANA'S BURGERS' and links for 'MY SUBSCRIPTIONS', 'MY TEAM', and 'MY ESTABLISHMENT'.

The main content area is titled 'COMPARE OUR BUNDLES' and displays four pricing bundles:

| DISH Starter | DISH Professional Reservation | DISH Professional Order | DISH Premium |
|---------------------------|-------------------------------|---------------------------|---------------------------|
| €0.00 | €34.90 | €49.00 | €69.00 |
| | €41.53 incl. VAT | €58.31 incl. VAT * | €82.11 incl. VAT * |
| | Per establishment / Month | Per establishment / Month | Per establishment / Month |
| + One-time activation fee | + One-time activation fee | + One-time activation fee | + One-time activation fee |
| €69.00 | €49.00 | €299.00 | €279.00 |
| €82.11 incl. VAT | €58.31 incl. VAT | €355.81 incl. VAT | €332.01 incl. VAT |
| Choose | Choose | Choose | Choose |

*DISH Order: the transaction fee for processing online payments of customer orders is 1.89% on the gross revenue.



Scansiona per andare al lettore interattivo