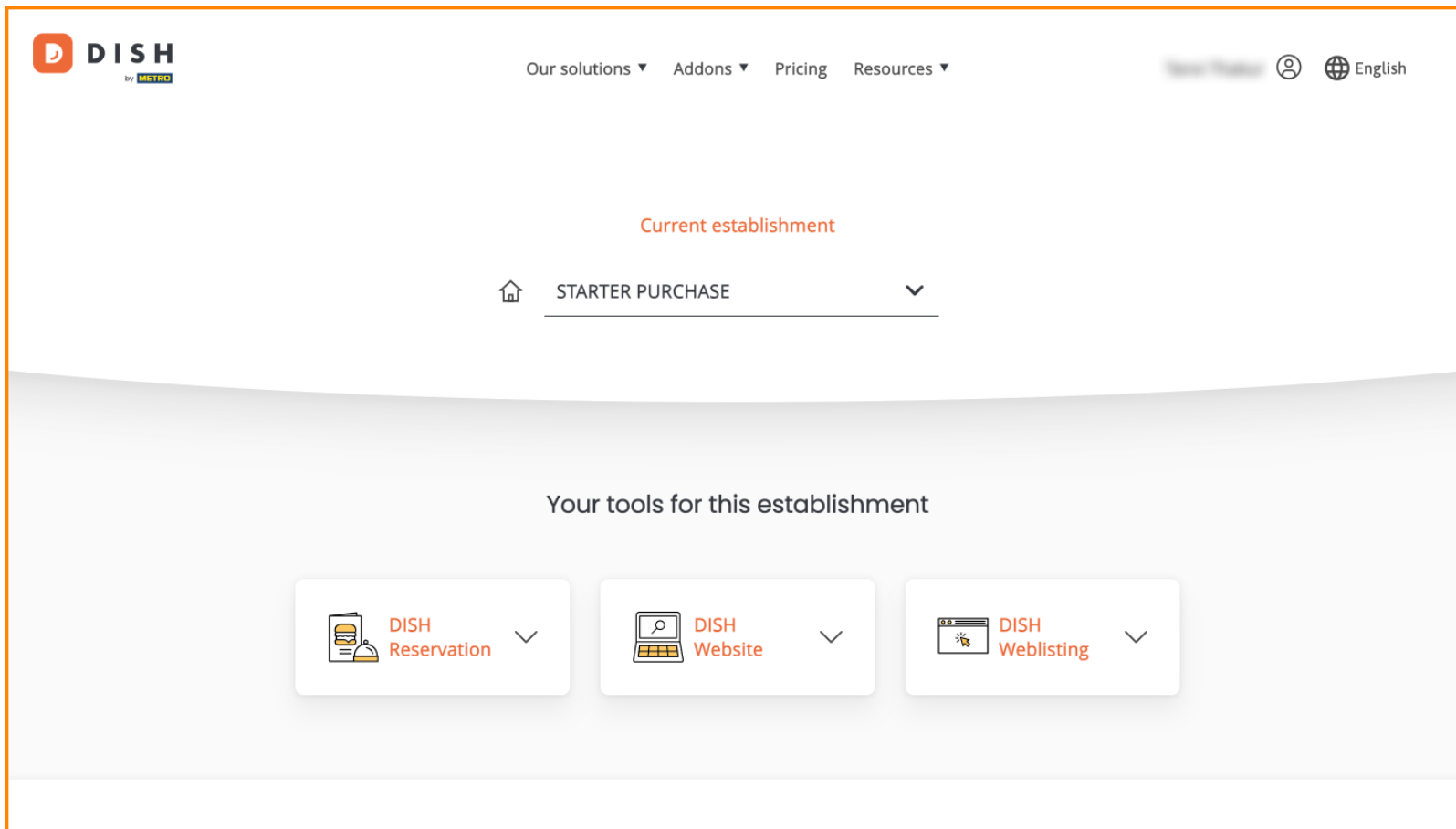


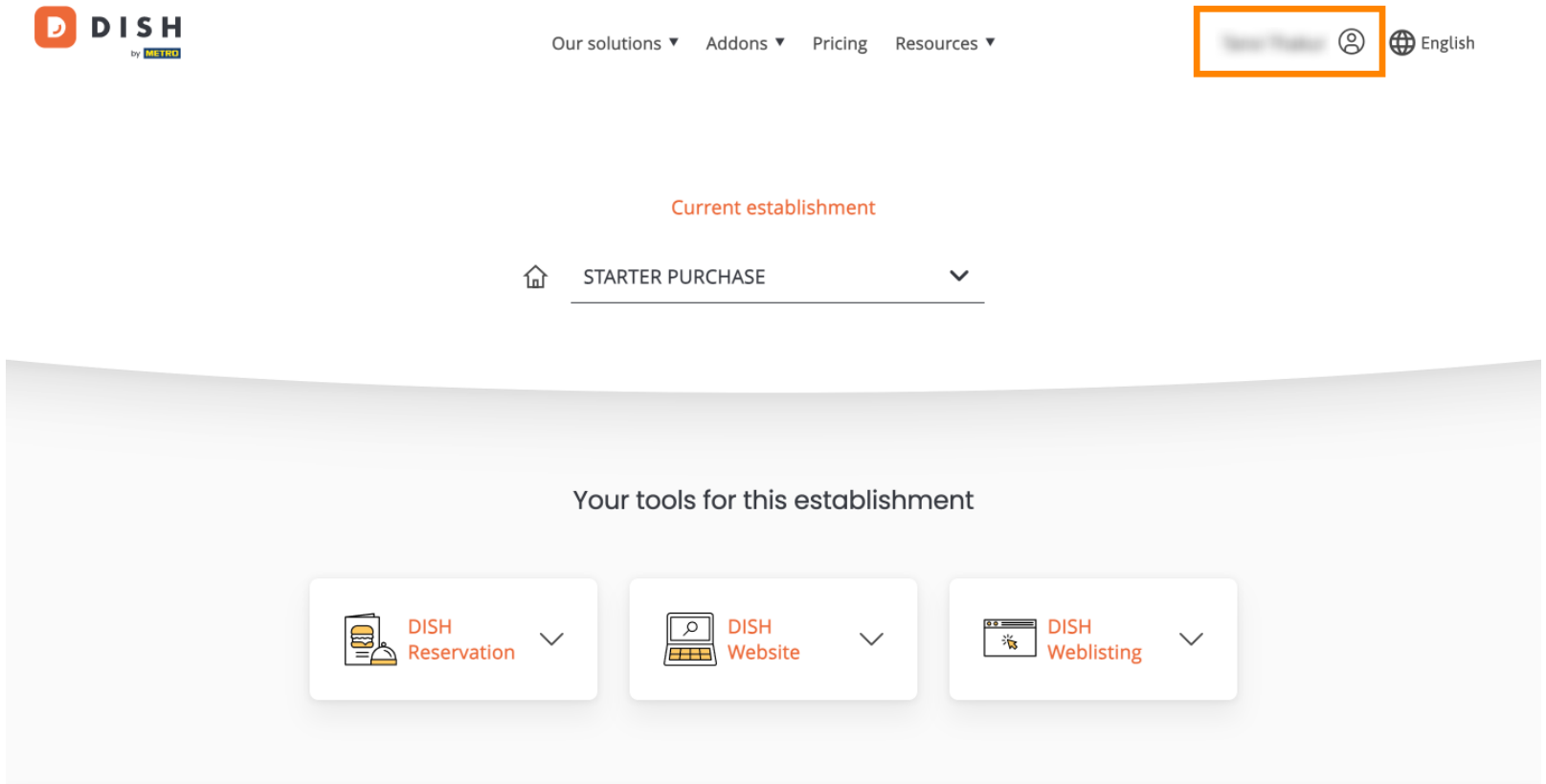


Willkommen in Ihrem **DISH-Dashboard**. In diesem Tutorial zeigen wir Ihnen, wie Sie Ihr DISH-Paket aktualisieren.





Gehen Sie zunächst zu Ihrem **Profil**.



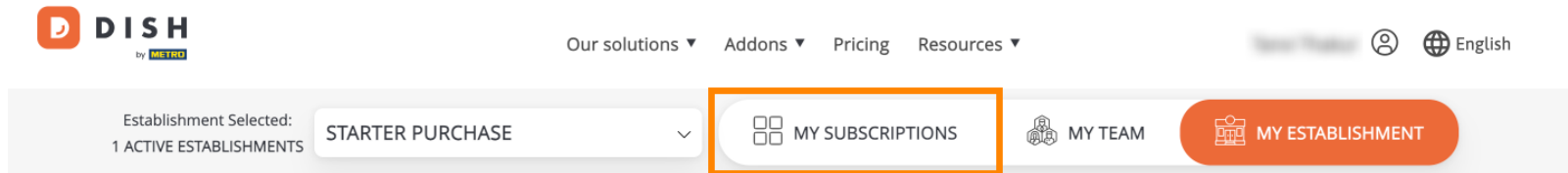
The screenshot shows the top navigation bar of the DISH website. On the left is the DISH by METRO logo. In the center, there are four menu items: "Our solutions", "Addons", "Pricing", and "Resources", each with a downward arrow. On the right, there is a user profile icon (a person silhouette) and a language selector icon (a globe) labeled "English". The user profile icon is highlighted with an orange rectangular border. Below the navigation bar, the text "Current establishment" is centered. Underneath, there is a home icon followed by "STARTER PURCHASE" and a downward arrow. A large light gray curved banner contains the heading "Your tools for this establishment". Below this heading are three white rounded rectangular buttons, each with an icon and text: "DISH Reservation" with a burger icon, "DISH Website" with a laptop icon, and "DISH Weblisting" with a calendar icon. Each button has a downward arrow on its right side.

Wählen Sie anschließend „**Meine Betriebe**“ aus , um die Einstellungen für Ihren Betrieb zu öffnen.

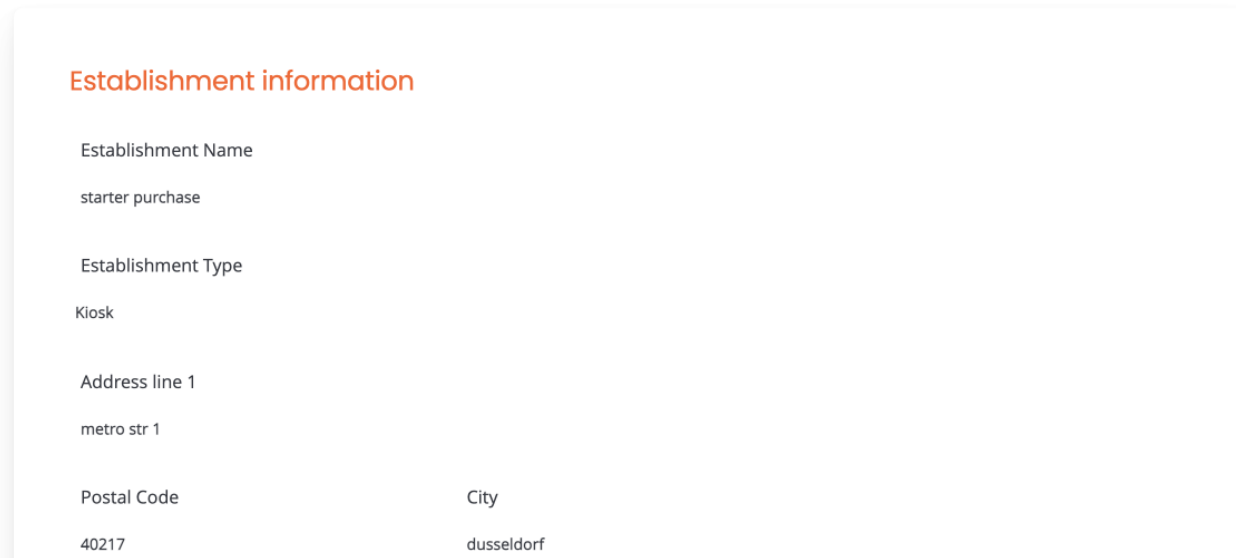
The screenshot displays the DISH by METRO user interface. At the top left is the logo. The top navigation bar includes links for 'Our solutions', 'Addons', 'Pricing', and 'Resources'. On the right, there is a user profile icon and a language selector set to 'English'. A dropdown menu is open, showing options: 'Account & Settings' (Notifications, security and more), 'My Establishments' (Your business & payment info), 'Payment Details & Invoices', and 'Log out'. The 'My Establishments' option is highlighted with an orange border. Below the navigation, the text 'Current establishment' is visible above a 'STARTER PURCHASE' button with a house icon and a dropdown arrow. The main content area is titled 'Your tools for this establishment' and contains three tool cards: 'DISH Reservation' (with a burger icon), 'DISH Website' (with a laptop icon), and 'DISH Weblisting' (with a calendar icon).



Klicken Sie anschließend auf **MEINE ABONNEMENTS**, um die Übersicht Ihres Abonnements zu öffnen.



Manage the establishment information

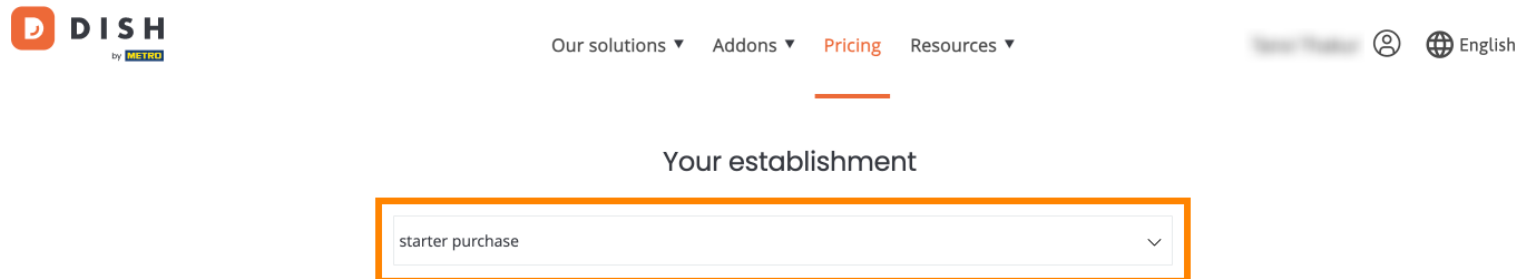




Klicken Sie nun auf „**Abonnement verwalten**“, um mit der Verwaltung Ihres aktuellen Abonnements zu beginnen.

The screenshot displays the DISH user interface. At the top, the DISH logo is on the left, and navigation links for 'Our solutions', 'Addons', 'Pricing', and 'Resources' are in the center. On the right, there are links for 'My Profile' and 'English'. Below the navigation bar, a dropdown menu shows 'Establishment Selected: 1 ACTIVE ESTABLISHMENTS' with 'STARTER PURCHASE' selected. To the right of this are buttons for 'MY SUBSCRIPTIONS' (highlighted with an orange border), 'MY TEAM', and 'MY ESTABLISHMENT'. The main content area is titled 'Manage your subscriptions'. It features a card for the 'CURRENT PLAN' which is 'DISH STARTER' (Active) priced at '€0.00/Every month' (€0.00 incl. VAT). Below this, it shows 'PURCHASE DATE' as 02/11/2023 and 'COMMITMENT PERIOD' as 1 month. Two buttons are present: 'Manage subscription' (highlighted with an orange border) and 'Cancel subscription'. At the bottom, there is a section for 'TOOLS INCLUDED IN YOUR PLAN' with a dropdown arrow, and a banner for 'Essential Tools' featuring a person's face.

- Anschließend werden Ihnen alle DISH-Pakete angezeigt. Wenn Sie den Anbieter, dessen Abonnement Sie verwalten möchten, ändern möchten, wählen Sie über das **Dropdown-Menü** den gewünschten Anbieter aus.



COMPARE OUR BUNDLES

DISH Starter	DISH Professional Reservation	DISH Professional Order	DISH Premium
€0.00	€34.90	€49.00	€69.00
	€41.53 incl. VAT	€58.31 incl. VAT *	€82.11 incl. VAT *
	Per establishment / Month	Per establishment / Month	Per establishment / Month
		+ One-time activation fee	+ One-time activation fee
		€299.00	€279.00



Wählen Sie dann das Paket aus, auf das Sie Ihr aktuelles Abonnement upgraden möchten, indem Sie auf die entsprechende **Schaltfläche „Auswählen“** klicken .

Our solutions ▾ Addons ▾ **Pricing** Resources ▾ Account English

COMPARE OUR BUNDLES

DISH Starter	DISH Professional Reservation	DISH Professional Order	DISH Premium
€0.00	€34.90	€49.00	€69.00
	€41.53 incl. VAT	€58.31 incl. VAT *	€82.11 incl. VAT *
	Per establishment / Month	Per establishment / Month	Per establishment / Month
		+ One-time activation fee	+ One-time activation fee
		€299.00	€279.00
		€355.81 incl. VAT	€332.01 incl. VAT
Your Plan	Choose	Choose	Choose

*DISH Order: the transaction fee for processing online payments of customer orders is 1.89% on the gross revenue.



Sobald Sie sich für ein DISH-Paket entschieden haben, überprüfen Sie bitte die Angaben zu Ihrem Betrieb. Bearbeiten Sie einfach die Angaben, die nicht mehr aktuell sind, in den entsprechenden **Feldern**.

Your details

Not the correct establishment? You can go back and select another one.

Restaurant name*
starter purchase

Restaurant type*
Kiosk

Street name*
metro str 1

Postal code*
40217

City*
dusseldorf

Country*
Germany

METRO customer number
,

,

We'll forward the status of your DISH-membership and the tools you use to the METRO organization at your place of business for METRO to contact you and help



Dasselbe gilt für die Firmendaten. Überprüfen Sie diese und verwenden Sie bei Bedarf die entsprechenden **Felder**, um sie zu korrigieren .



[Our solutions](#) ▾ [Addons](#) ▾ [Pricing](#) [Resources](#) ▾



Company information

Company name*	
<input type="text" value="test"/>	
Street name*	
<input type="text" value="metro str 1"/>	
Postal code*	City*
<input type="text" value="40217"/>	<input type="text" value="dusseldorf"/>
Billing Email (Optional)	
<input type="text" value="Enter the Billing Email"/>	
Country*	<input type="text" value="Germany"/>
VAT number (Optional)	
<input type="text" value="DE VAT number (Optional)"/>	



Als letztes müssen Sie Ihre Kundendaten überprüfen. Auch hier gilt: Sollten Sie Korrekturen vornehmen müssen, nutzen Sie die entsprechenden **Felder**.

Country*

VAT number (Optional)


Customer information

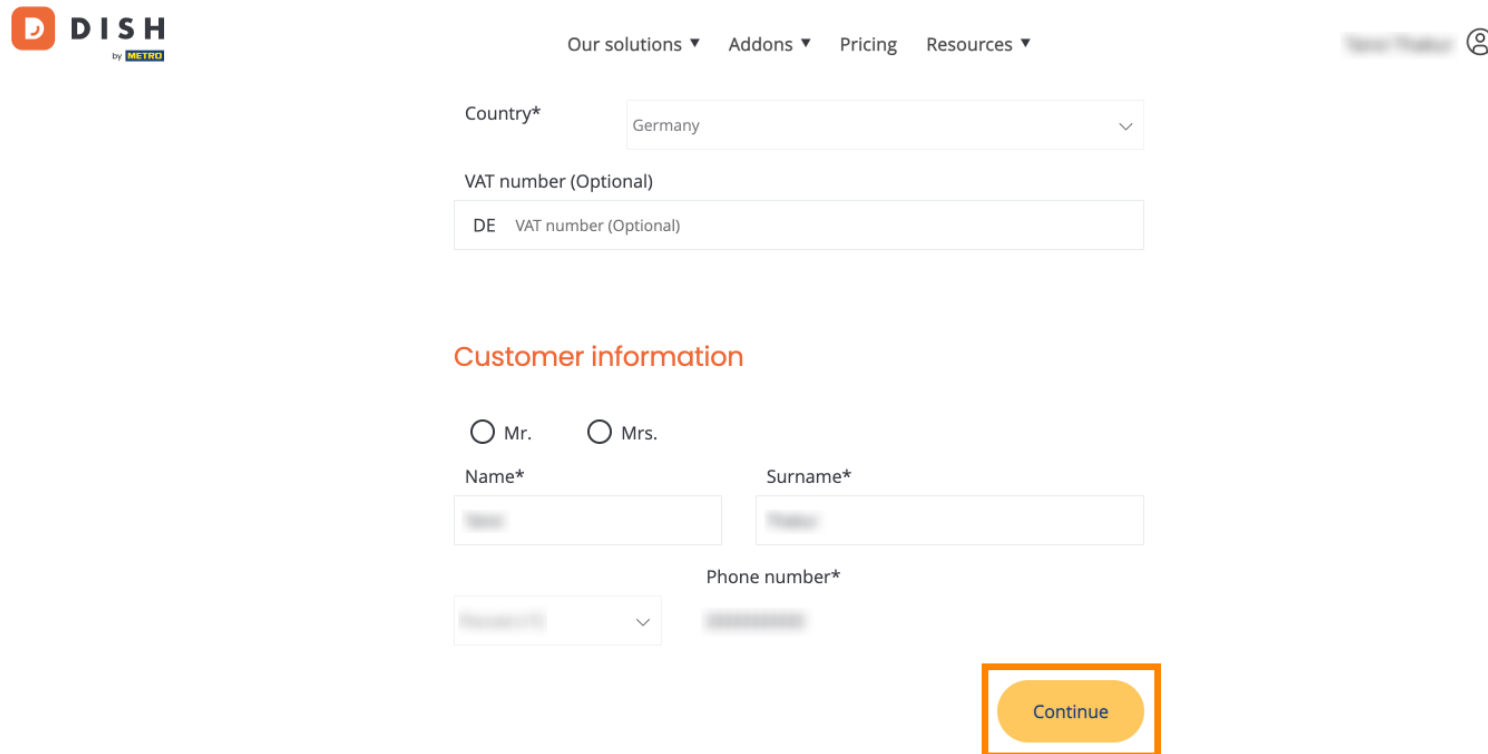
Mr. Mrs.

Name*
Surname*

Phone number*

Continue

 Nachdem Sie alle Ihre Angaben überprüft haben, klicken Sie auf „Weiter“, um fortzufahren.




The screenshot shows the DISH by METRO registration form. At the top left is the logo. To the right are navigation links: "Our solutions", "Addons", "Pricing", and "Resources". A user profile icon is visible in the top right. The form includes a "Country*" dropdown menu with "Germany" selected, and a "VAT number (Optional)" input field with "DE" and "VAT number (Optional)" as a placeholder. Below this is a section titled "Customer information" with radio buttons for "Mr." and "Mrs.". There are input fields for "Name*" and "Surname*", and a "Phone number*" field with a dropdown menu. A yellow "Continue" button is highlighted with an orange border.




Anschließend wird Ihnen die Zusammenfassung Ihres Einkaufs angezeigt, damit Sie diesen überprüfen können.

Your DISH purchase

Please review your order before placing your purchase.

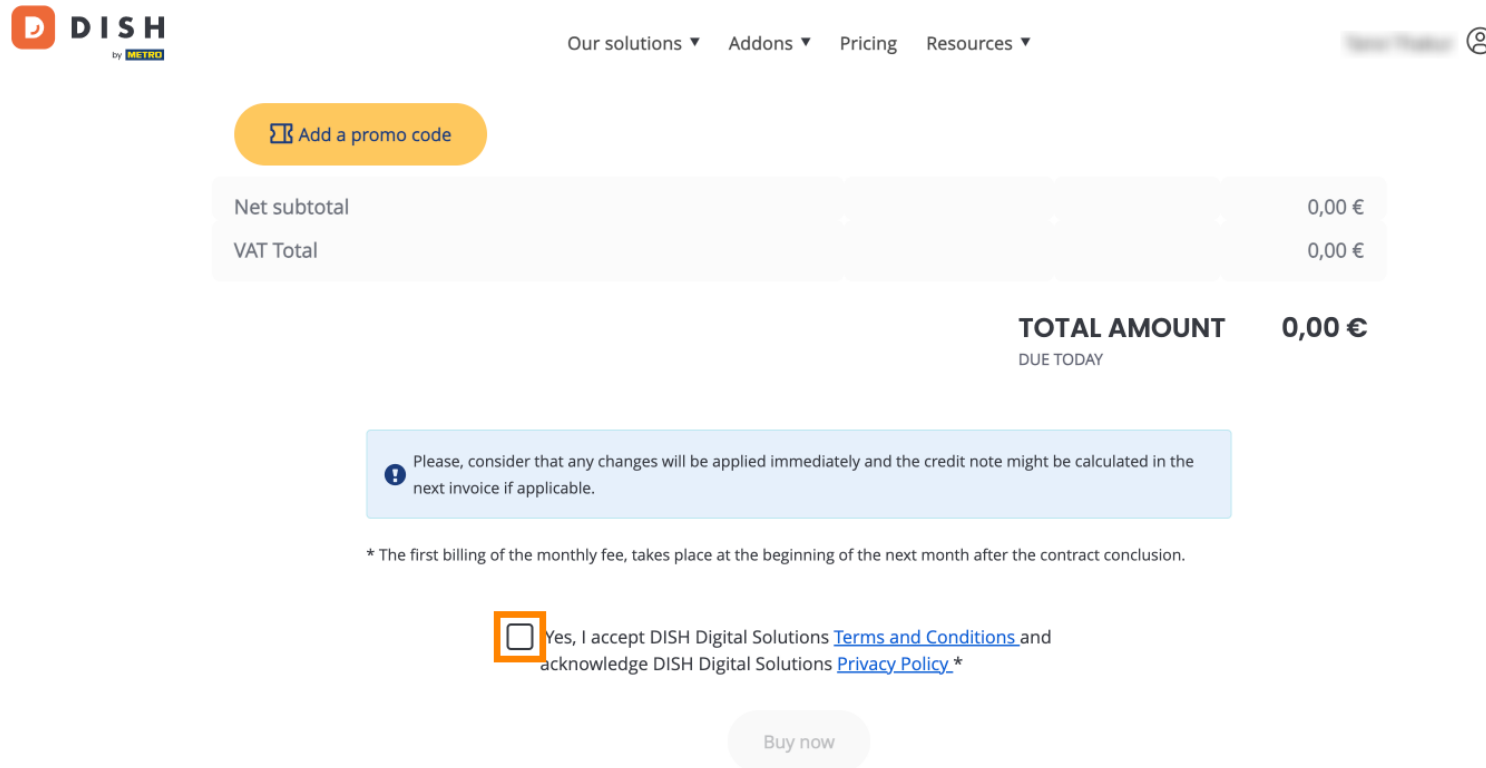
ITEMS	QTY	COMMITMENT PERIOD	VAT (%)	BILLING	AMOUNT TO PAY
 DISH Professional Reservation Plan (Upgrade)	1	1 month	6,63 € (19,00%)	34,90 € Every month	
Activation fee			0,00 € (19,00%)		0,00 €
Add a promo code					
Net subtotal					0,00 €
VAT Total					0,00 €
TOTAL AMOUNT					0,00 €
DUE TODAY					

 Please, consider that any changes will be applied immediately and the credit note might be calculated in the next invoice if applicable.

* The first billing of the monthly fee, takes place at the beginning of the next month after the contract conclusion.



Nachdem Sie sich vergewissert haben, dass die Angaben korrekt sind, akzeptieren Sie die AGB und nehmen Sie die Datenschutzerklärung durch Setzen des **Häkchens** zur Kenntnis .



The screenshot shows the DISH checkout interface. At the top left is the DISH by METRO logo. To the right are navigation links: 'Our solutions', 'Addons', 'Pricing', and 'Resources'. A user profile icon is visible in the top right. Below the navigation is a yellow button labeled 'Add a promo code'. A summary table shows 'Net subtotal' and 'VAT Total' both at 0,00 €. The total amount is 0,00 € due today. A blue information box contains a warning icon and text: 'Please, consider that any changes will be applied immediately and the credit note might be calculated in the next invoice if applicable.' Below this is a note: '* The first billing of the monthly fee, takes place at the beginning of the next month after the contract conclusion.' A checkbox, highlighted with an orange square, is next to the text: 'Yes, I accept DISH Digital Solutions [Terms and Conditions](#) and acknowledge DISH Digital Solutions [Privacy Policy](#).*' At the bottom is a grey 'Buy now' button.

Net subtotal	0,00 €
VAT Total	0,00 €
TOTAL AMOUNT	0,00 €
DUE TODAY	

! Please, consider that any changes will be applied immediately and the credit note might be calculated in the next invoice if applicable.

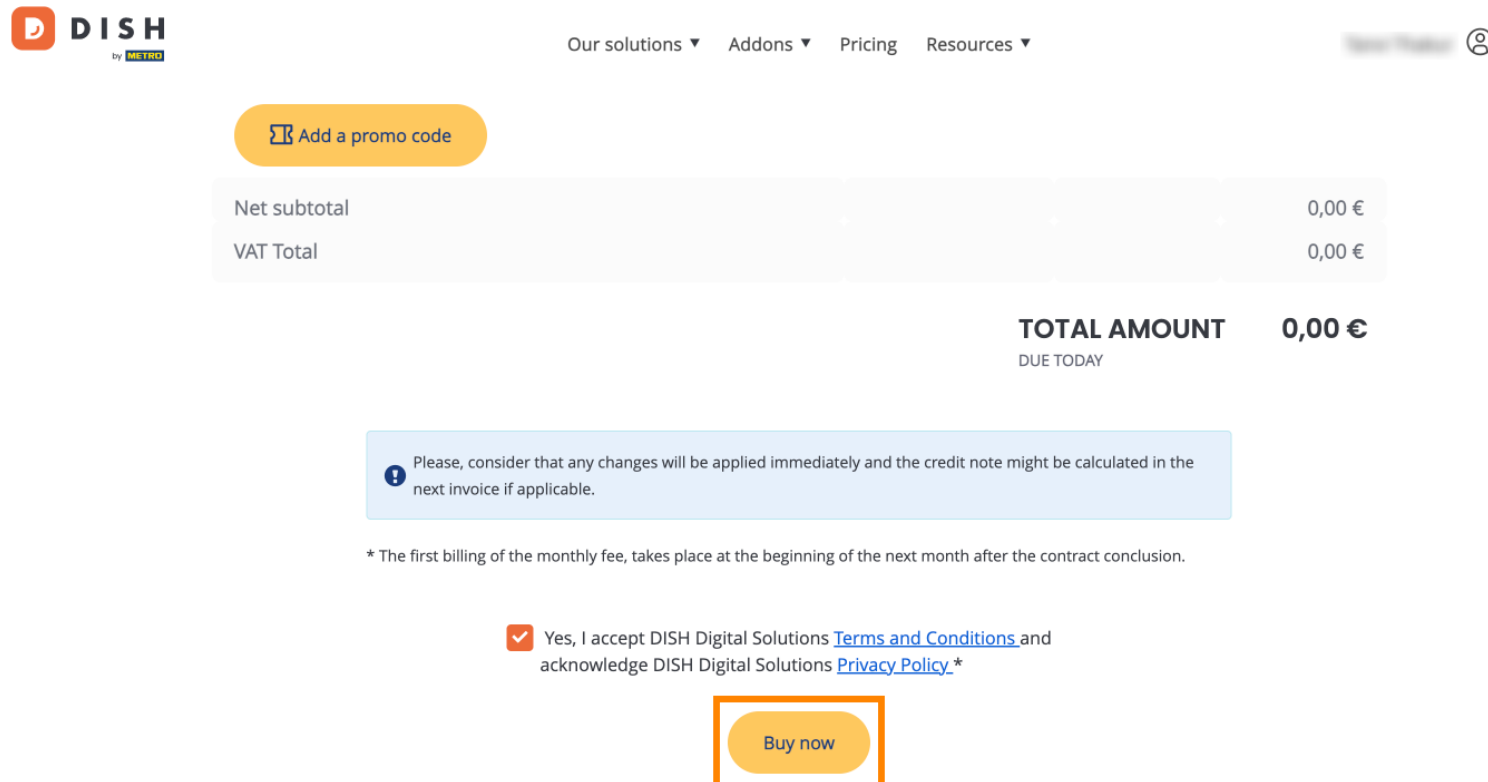
* The first billing of the monthly fee, takes place at the beginning of the next month after the contract conclusion.

Yes, I accept DISH Digital Solutions [Terms and Conditions](#) and acknowledge DISH Digital Solutions [Privacy Policy](#).*

Buy now



Um nun zum Zahlungsbildschirm weitergeleitet zu werden, klicken Sie auf **Jetzt kaufen**.



The screenshot shows the DISH checkout interface. At the top left is the DISH by METRO logo. To the right are navigation links: 'Our solutions', 'Addons', 'Pricing', and 'Resources'. A user profile icon is visible in the top right corner. Below the navigation is a yellow button labeled 'Add a promo code'. A summary table shows 'Net subtotal' and 'VAT Total' both at 0,00 €. Below this, the 'TOTAL AMOUNT' is displayed as 0,00 € with 'DUE TODAY' underneath. A light blue information box contains a warning icon and text: 'Please, consider that any changes will be applied immediately and the credit note might be calculated in the next invoice if applicable.' Below this is a footnote: '* The first billing of the monthly fee, takes place at the beginning of the next month after the contract conclusion.' A checkbox is checked, with the text: 'Yes, I accept DISH Digital Solutions [Terms and Conditions](#) and acknowledge DISH Digital Solutions [Privacy Policy](#).*' At the bottom center is a yellow 'Buy now' button, which is highlighted with an orange rectangular border.

Net subtotal	0,00 €
VAT Total	0,00 €

TOTAL AMOUNT 0,00 €
DUE TODAY

Please, consider that any changes will be applied immediately and the credit note might be calculated in the next invoice if applicable.

* The first billing of the monthly fee, takes place at the beginning of the next month after the contract conclusion.

Yes, I accept DISH Digital Solutions [Terms and Conditions](#) and acknowledge DISH Digital Solutions [Privacy Policy](#).*

Buy now



Anschließend öffnet sich die Zahlungseinrichtung. Wählen Sie Ihre bevorzugte Zahlungsart durch Klick auf das jeweilige **Feld** aus .



PAYMENT SETUP

Payment Details

When you enter your payment information in DISH, your payment information will be saved to use again in the future. When you start a subscription, your preferred payment method will continue to be charged until you cancel your subscription.




When you save your payment information in DISH, we'll store your information securely. If you chose credit card, a small amount will be charged from your card to verify the validity of your card and to enable a recurring payment. This small amount will be returned immediately after a successful transaction. It might take a few days until it is recognised by your bank. This will only apply to credit card payments. All other payment methods don't require this process.

Authorized Amount

EUR 1

Payment Methods

Please select preferred payment method.

 Pay with Credit Card	 Pay with SEPA	 Pay with PayPal
--	---	---

- 🕒 Nachdem Sie Ihre Zahlungsmethode ausgewählt und Ihre Daten eingegeben haben, klicken Sie auf „**Bezahlen**“, um Ihre Bestellung abzuschließen.



PAYMENT SETUP

Payment Details

When you enter your payment information in DISH, your payment information will be saved to use again in the future. When you start a subscription, your preferred payment method will continue to be charged until you cancel your subscription.

When you save your payment information in DISH, we'll store your information securely. If you chose credit card, a small amount will be charged from your card to verify the validity of your card and to enable a recurring payment. This small amount will be returned immediately after a successful transaction. It might take a few days until it is recognised by your bank. This will only apply to credit card payments. All other payment methods don't require this process.

Authorized Amount

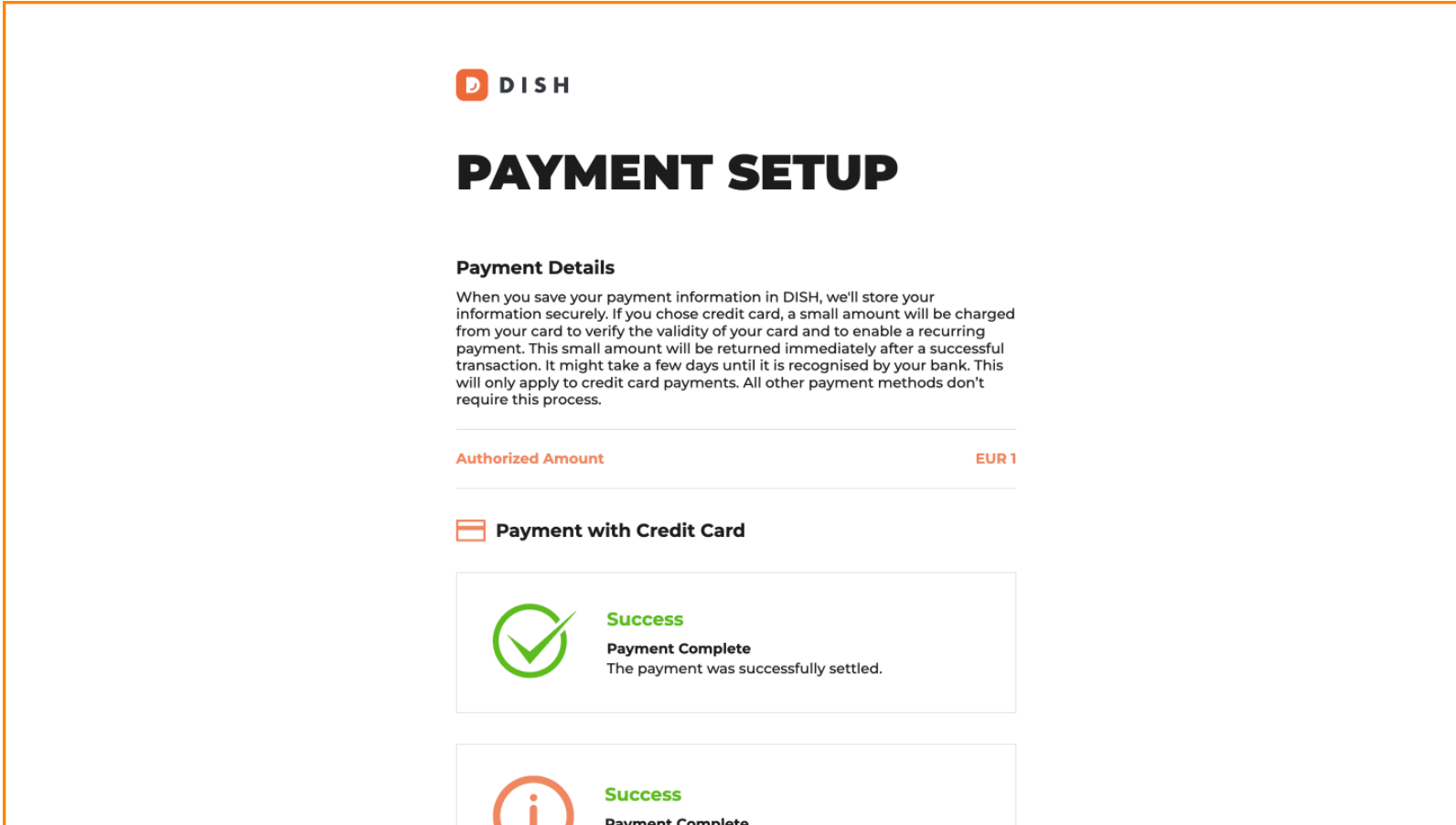
EUR 1


 Payment with Credit Card

[Change Payment Method](#)

Pay

 Sie werden dann zur Seite mit der erfolgreichen Zahlung weitergeleitet.




 **DISH**


PAYMENT SETUP

Payment Details


When you save your payment information in DISH, we'll store your information securely. If you chose credit card, a small amount will be charged from your card to verify the validity of your card and to enable a recurring payment. This small amount will be returned immediately after a successful transaction. It might take a few days until it is recognised by your bank. This will only apply to credit card payments. All other payment methods don't require this process.

Authorized Amount EUR 1

 **Payment with Credit Card**



Success
Payment Complete
The payment was successfully settled.



Success
Payment Complete



Um zu Ihrem Dashboard zurückzukehren, scrollen Sie nach unten und klicken Sie dann auf „[Zurück zur Hauptseite](#)“.

Payment Details

When you save your payment information in DISH, we'll store your information securely. If you chose credit card, a small amount will be charged from your card to verify the validity of your card and to enable a recurring payment. This small amount will be returned immediately after a successful transaction. It might take a few days until it is recognised by your bank. This will only apply to credit card payments. All other payment methods don't require this process.

Authorized Amount

EUR 1

Payment with Credit Card



Success

Payment Complete

The payment was successfully settled.



Success

Payment Complete

The payment was successfully settled.

[Return to Main Site](#)



Anschließend können Sie die Tools öffnen und auf die neuen Funktionen zugreifen, indem Sie auf die jeweilige **Schaltfläche „Erste Schritte“** klicken .



[Our solutions](#) ▾ [Addons](#) ▾ [Pricing](#) [Resources](#) ▾



Your order is ready

You should have received a confirmation email with all the information needed.
Please keep it as a future reference.
If you can't see it please check your spam folder.

DISH Professional Reservation Plan

DISH RESERVATION

Get started

DISH WEBSITE

Get started

DISH WEBLISTING

Get started



Das war's. Sie haben das Tutorial abgeschlossen und wissen nun, wie Sie Ihr DISH-Paket aktualisieren.



[Our solutions](#) ▼ [Addons](#) ▼ [Pricing](#) [Resources](#) ▼

[Sign in](#) 

Your order is ready

You should have received a confirmation email with all the information needed.
Please keep it as a future reference.
If you can't see it please check your spam folder.

DISH Professional Reservation Plan

DISH RESERVATION

Get started

DISH WEBSITE

Get started

DISH WEBLISTING

Get started



Scannen, um zum interaktiven Player zu gelangen