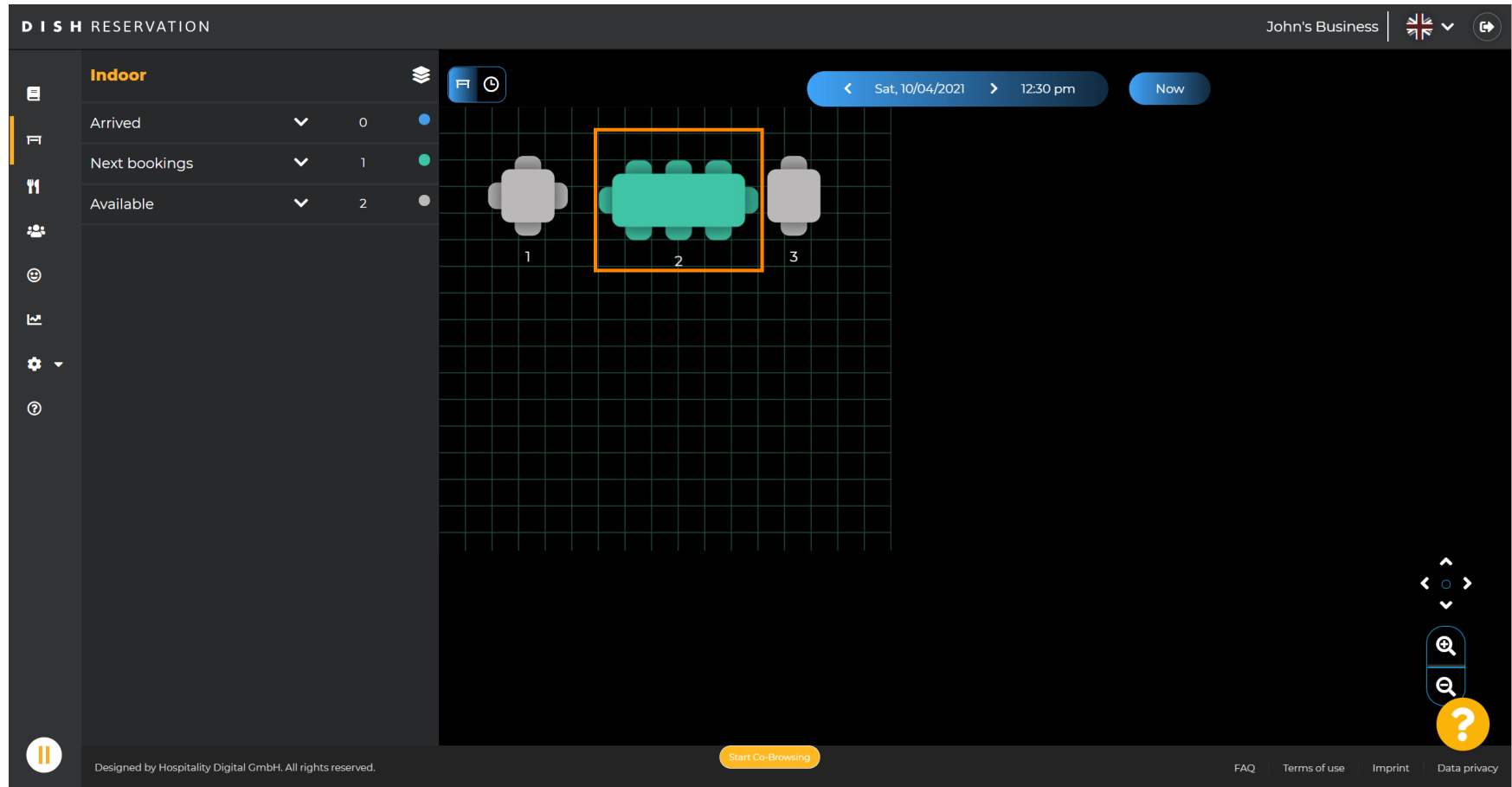




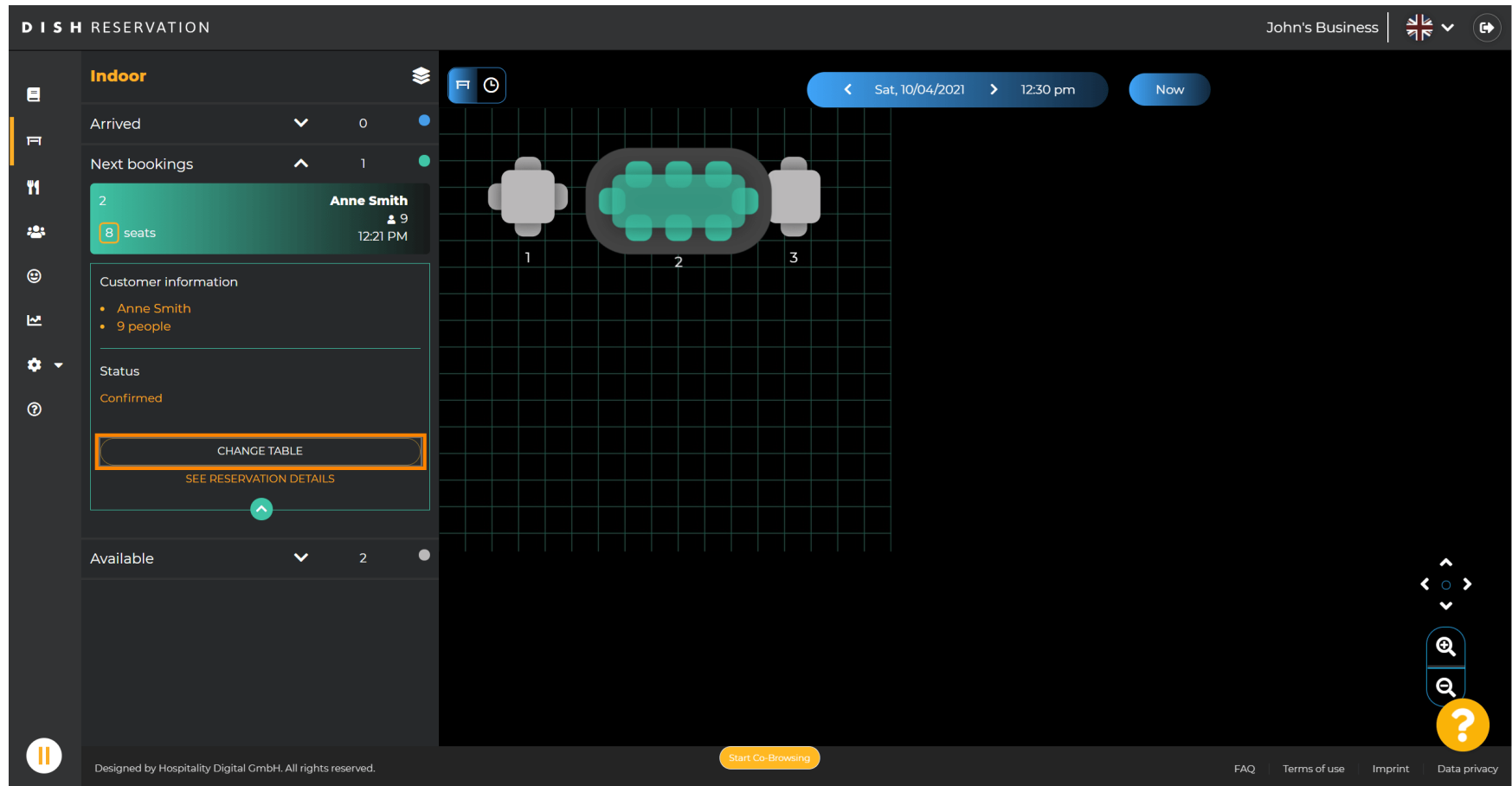
Ya estás en el panel de Reservas de DISH. Haz clic en **el plan de mesas** para empezar a gestionar grupos de mesas.

The screenshot displays the DISH RESERVATION interface. On the left is a dark sidebar with navigation options: Reservations, Table plan (highlighted with an orange border), Menu, Guests, Feedback, Reports, Settings, and Help. The main content area has a dark header with 'DISH RESERVATION' and 'John's Business' with a flag icon. Below the header is a teal banner with the text 'Have a walk-in customer? Received a reservation request over phone / email? Don't forget to add it to your reservation book!' and two orange buttons: 'WALK-IN' and 'ADD RESERVATION'. A date range selector shows 'Thu, 08/04/2021 - Thu, 08/04/2021'. Below this are radio buttons for 'All', 'Completed', and 'Upcoming' (selected), along with icons for a calendar and a group of people, both showing '0'. The main area contains a large white box with a magnifying glass icon and the text 'No reservations available'. A 'Print' button is located at the bottom left of this box. At the bottom of the page, there is a 'Start Co-Browsing' button, a 'Pause online reservations' notification, and a footer with 'Designed by Hospitality Digital GmbH. All rights reserved.', 'FAQ | Terms of use | Imprint | Data privacy', and a help icon.

Ahora haga clic en la **mesa** que corresponde a la reserva de su cliente.



Haga clic en **Cambiar tabla** para configurar un grupo de mesas.





Seleccione una **tabla** para continuar.

The screenshot displays the DISH RESERVATION interface. On the left, a sidebar contains navigation icons. The main content area is divided into two sections: reservation details and table selection.

Reservation Details (Left Panel):

- Indoor** (selected)
- Arrived: 0
- Next bookings: 1
- Reservation for **Anne Smith** (9 people) at 12:21 PM, with 8 seats.
- Customer information: Anne Smith, 9 people.
- Status: Confirmed.
- Buttons: CONFIRM CHANGE, DONT SAVE, SEE RESERVATION DETAILS.
- Available: 2

Table Selection (Right Panel):

- Indoor** section contains three tables:
 - Table 1: 4 seats, 12:21 PM.
 - Table 2: 8 seats, 12:21 PM (highlighted with an orange border).
 - Table 3: 2 seats, 12:21 PM.
- Outdoor** section contains two tables:
 - Table 4: 4 seats, 12:21 PM.
 - Table 5: 4 seats, 12:21 PM.

At the bottom of the interface, there is a "Start Co-Browsing" button and a help icon (question mark). Footer text includes "Designed by Hospitality Digital GmbH. All rights reserved." and links for FAQ, Terms of use, Imprint, and Data privacy.

Ahora haga clic en **Conectar tablas** para combinarlo con otras tablas.

The screenshot displays the DISH RESERVATION interface for 'John's Business'. On the left, a sidebar contains navigation icons. The main content area is divided into two sections: reservation details and a table layout.

Reservation Details (Left Panel):

- Indoor** (selected)
- Arrived:** 0
- Next bookings:** 1
- Reservation 2:** Anne Smith, 8 seats, 12:21 PM
- Customer information:** Anne Smith, 9 people
- Status:** Confirmed
- Buttons:** CONFIRM CHANGE, DONT SAVE, SEE RESERVATION DETAILS
- Available:** 2

Table Layout (Right Panel):

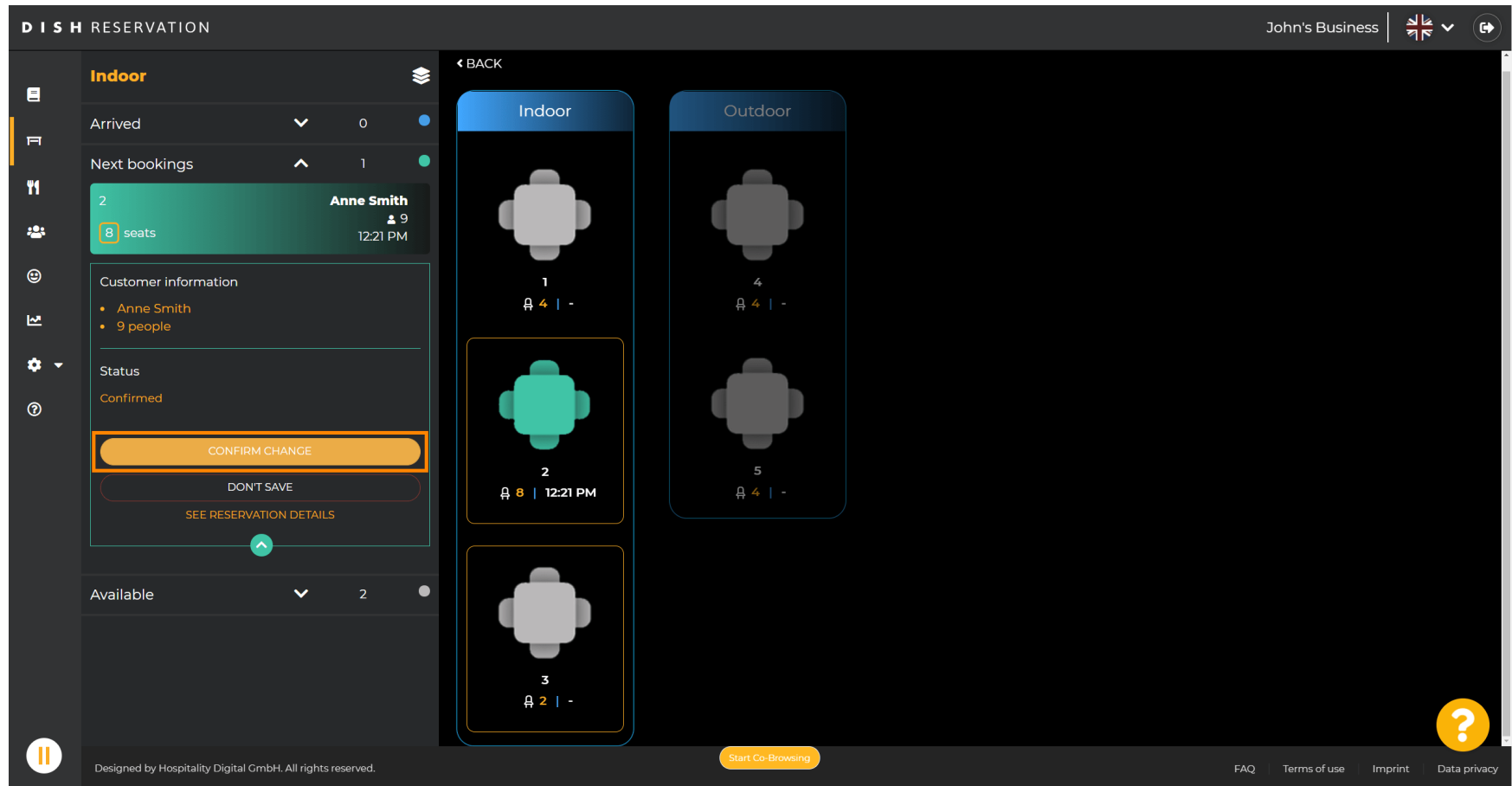
- Indoor Section:** Contains three tables. Table 2 is highlighted in green and has a **CONNECT TABLES** button below it.
- Outdoor Section:** Contains two tables.

At the bottom of the interface, there is a **Start Co-Browsing** button and a help icon (question mark). The footer includes the text 'Designed by Hospitality Digital GmbH. All rights reserved.' and links for **FAQ**, **Terms of use**, **Imprint**, and **Data privacy**.

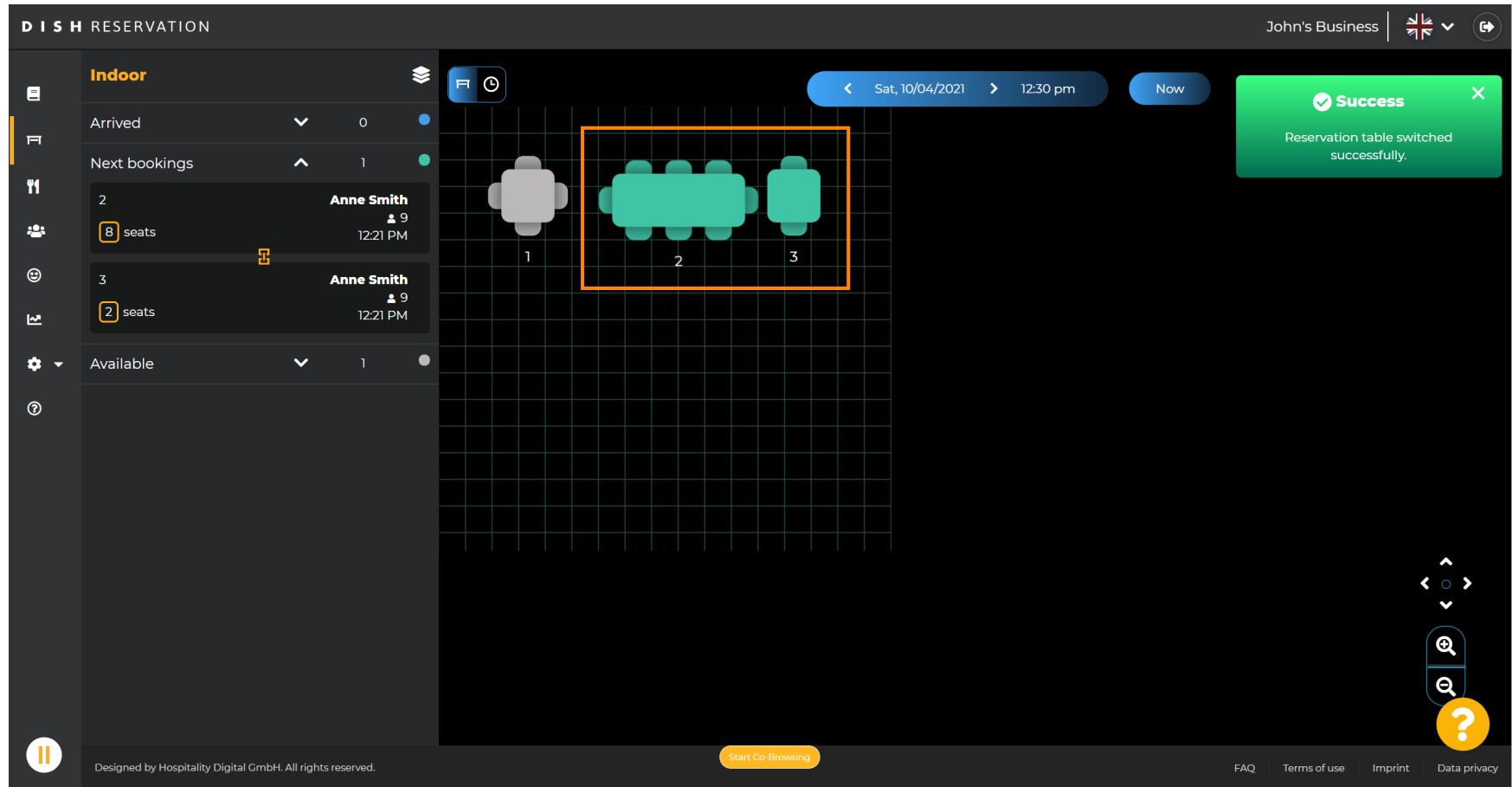
Continúe seleccionando otra **tabla**.

The screenshot displays the DISH RESERVATION interface for 'John's Business'. On the left, a sidebar contains navigation icons. The main content area is divided into two sections: 'Indoor' and 'Outdoor'. The 'Indoor' section shows a table configuration with three tables: a 1-person table (4 seats), a 2-person table (8 seats, 12:21 PM, highlighted with a green border), and a 3-person table (2 seats, highlighted with an orange border). The 'Outdoor' section shows two 4-person tables (4 seats each). The interface includes a 'BACK' button, a 'CONFIRM CHANGE' button, and a 'DONT SAVE' button. At the bottom, there is a 'Start Co-Browsing' button and a help icon.

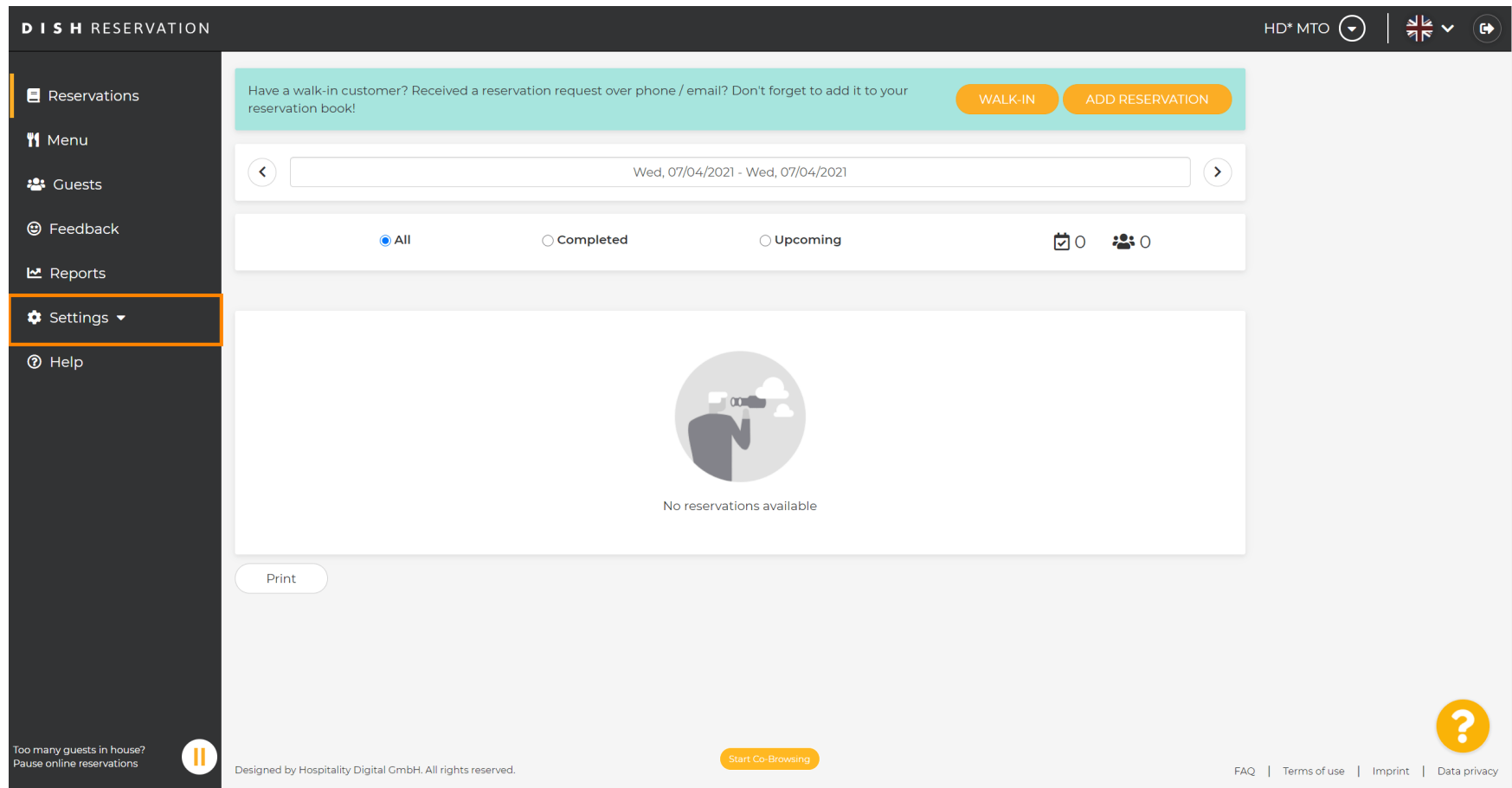
Haga clic en **confirmar cambio** para guardar el grupo de mesas para esta reserva.



 Se ha añadido correctamente un grupo de mesas para la reserva de su cliente.



Para configurar los grupos de tablas de forma diferente, vuelva al panel de control y haga clic en **configuración**.



Haga clic en **las mesas/asientos** para continuar.

The screenshot displays the DISH RESERVATION web application interface. On the left, a dark sidebar menu contains the following items: Reservations, Menu, Guests, Feedback, Reports, Settings (with a dropdown arrow), Hours, Reservations, **Tables/Seats** (highlighted with an orange border), Offers, Notifications, Account, and Help. At the bottom of the sidebar, there is a notification: "Too many guests in house? Pause online reservations" with a pause icon.

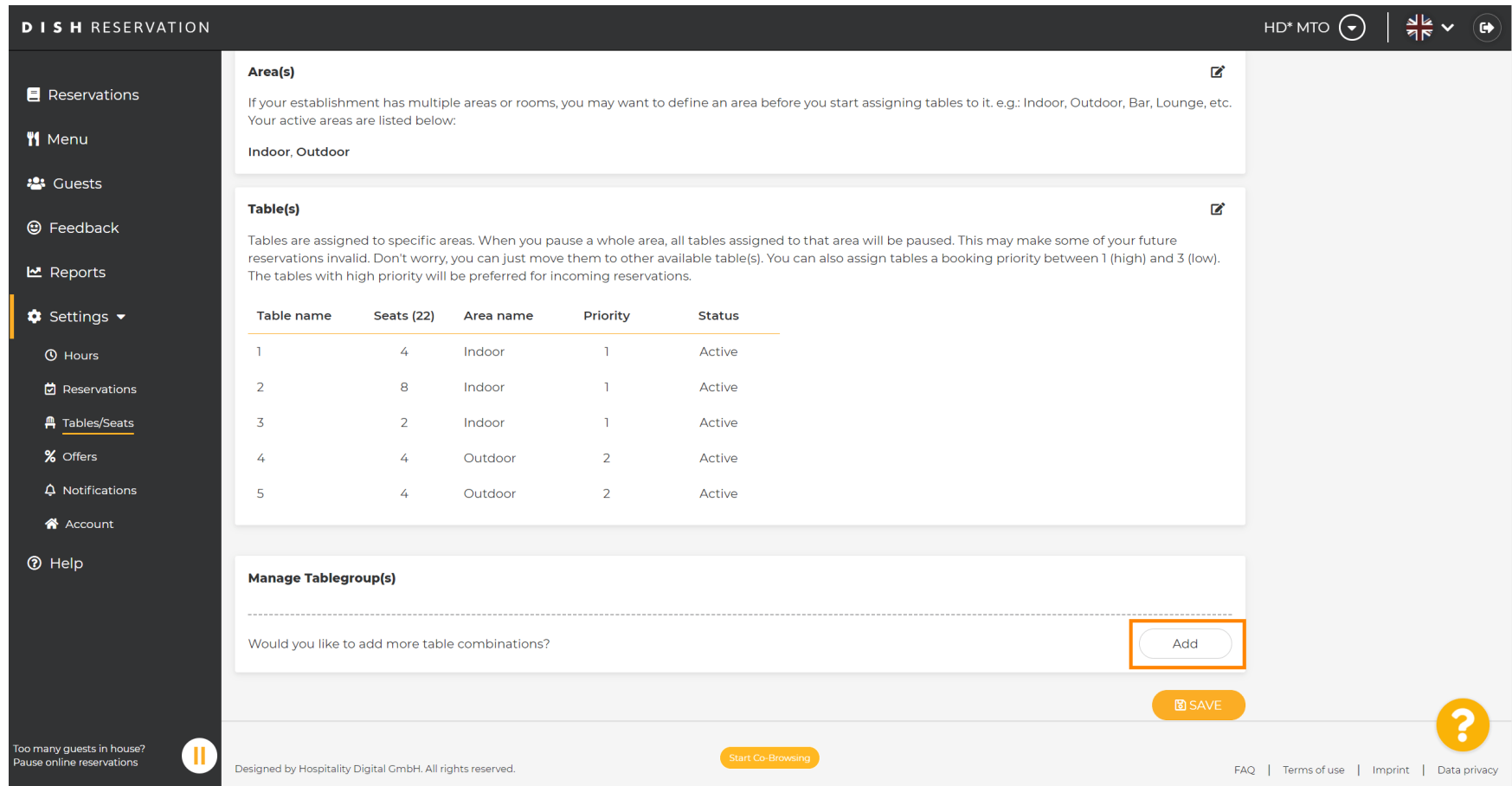
The main content area features a teal banner at the top with the text: "Have a walk-in customer? Received a reservation request over phone / email? Don't forget to add it to your reservation book!". Below the banner are two orange buttons: "WALK-IN" and "ADD RESERVATION".

Below the banner is a date range selector showing "Wed, 07/04/2021 - Wed, 07/04/2021". Underneath are filter options: "All" (selected), "Completed", and "Upcoming". To the right of these filters are icons for a calendar and a group of people, both showing a count of 0.

The central part of the page shows a large white box with a circular icon of a person looking through binoculars and the text "No reservations available". Below this box is a "Print" button.

At the bottom of the page, there is a "Start Co-Browsing" button, a footer with the text "Designed by Hospitality Digital GmbH. All rights reserved.", and a help icon (a question mark in a circle). In the bottom right corner, there are links for "FAQ", "Terms of use", "Imprint", and "Data privacy".

Desplácese hacia abajo y click **add** to create table groups.



DISH RESERVATION HD* MTO

Area(s)

If your establishment has multiple areas or rooms, you may want to define an area before you start assigning tables to it, e.g.: Indoor, Outdoor, Bar, Lounge, etc. Your active areas are listed below:

Indoor, Outdoor

Table(s)

Tables are assigned to specific areas. When you pause a whole area, all tables assigned to that area will be paused. This may make some of your future reservations invalid. Don't worry, you can just move them to other available table(s). You can also assign tables a booking priority between 1 (high) and 3 (low). The tables with high priority will be preferred for incoming reservations.

Table name	Seats (22)	Area name	Priority	Status
1	4	Indoor	1	Active
2	8	Indoor	1	Active
3	2	Indoor	1	Active
4	4	Outdoor	2	Active
5	4	Outdoor	2	Active

Manage Tablegroup(s)

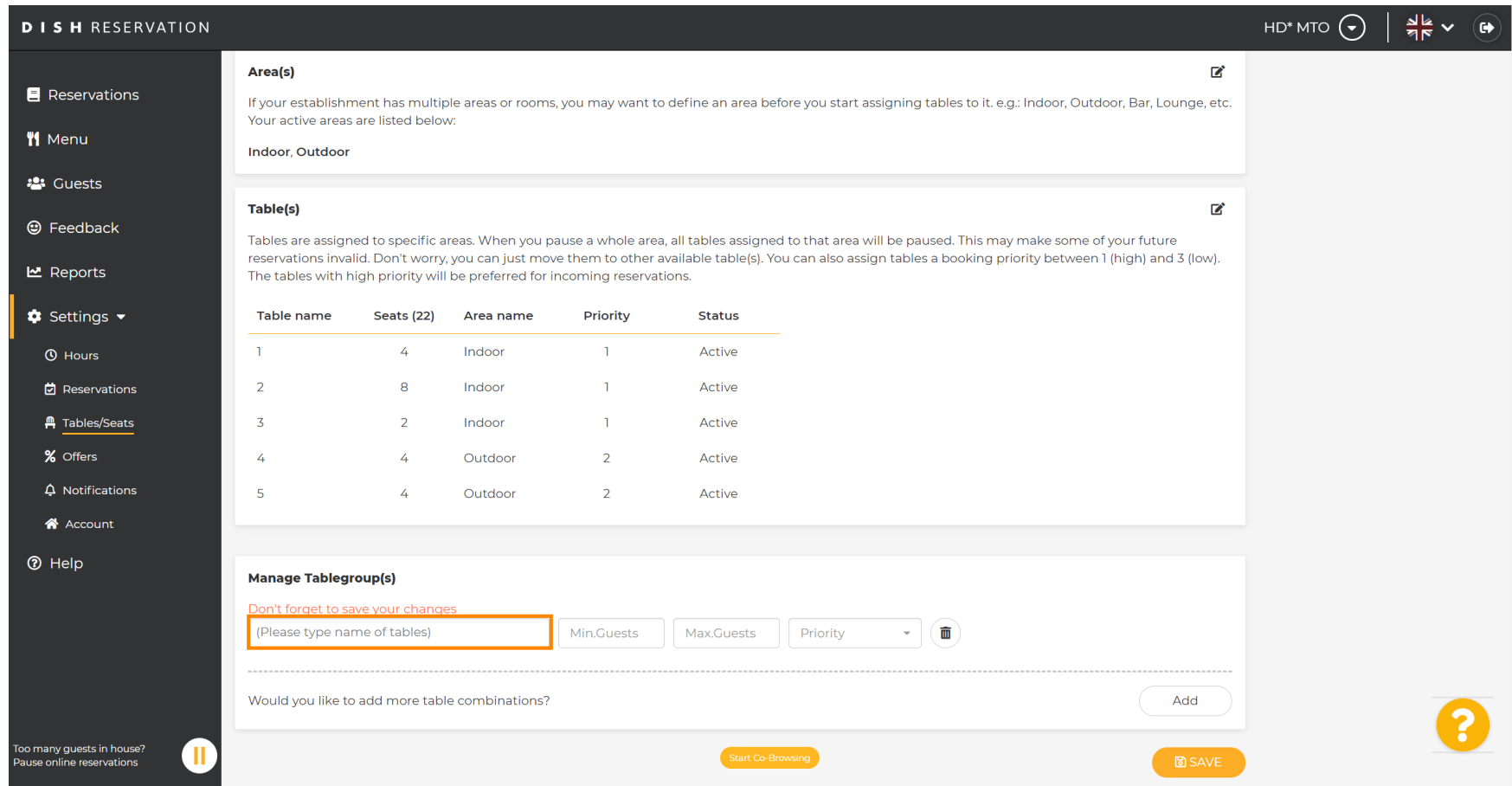
Would you like to add more table combinations?

Too many guests in house? Pause online reservations

Start Co-Browsing

FAQ | Terms of use | Imprint | Data privacy

Haga clic en el primer cuadro para elegir los nombres de las tablas.



DISH RESERVATION HD* MTO

Area(s)

If your establishment has multiple areas or rooms, you may want to define an area before you start assigning tables to it, e.g.: Indoor, Outdoor, Bar, Lounge, etc. Your active areas are listed below:

Indoor, Outdoor


Table(s)

Tables are assigned to specific areas. When you pause a whole area, all tables assigned to that area will be paused. This may make some of your future reservations invalid. Don't worry, you can just move them to other available table(s). You can also assign tables a booking priority between 1 (high) and 3 (low). The tables with high priority will be preferred for incoming reservations.


Table name	Seats (22)	Area name	Priority	Status
1	4	Indoor	1	Active
2	8	Indoor	1	Active
3	2	Indoor	1	Active
4	4	Outdoor	2	Active
5	4	Outdoor	2	Active


Manage Tablegroup(s)

Don't forget to save your changes

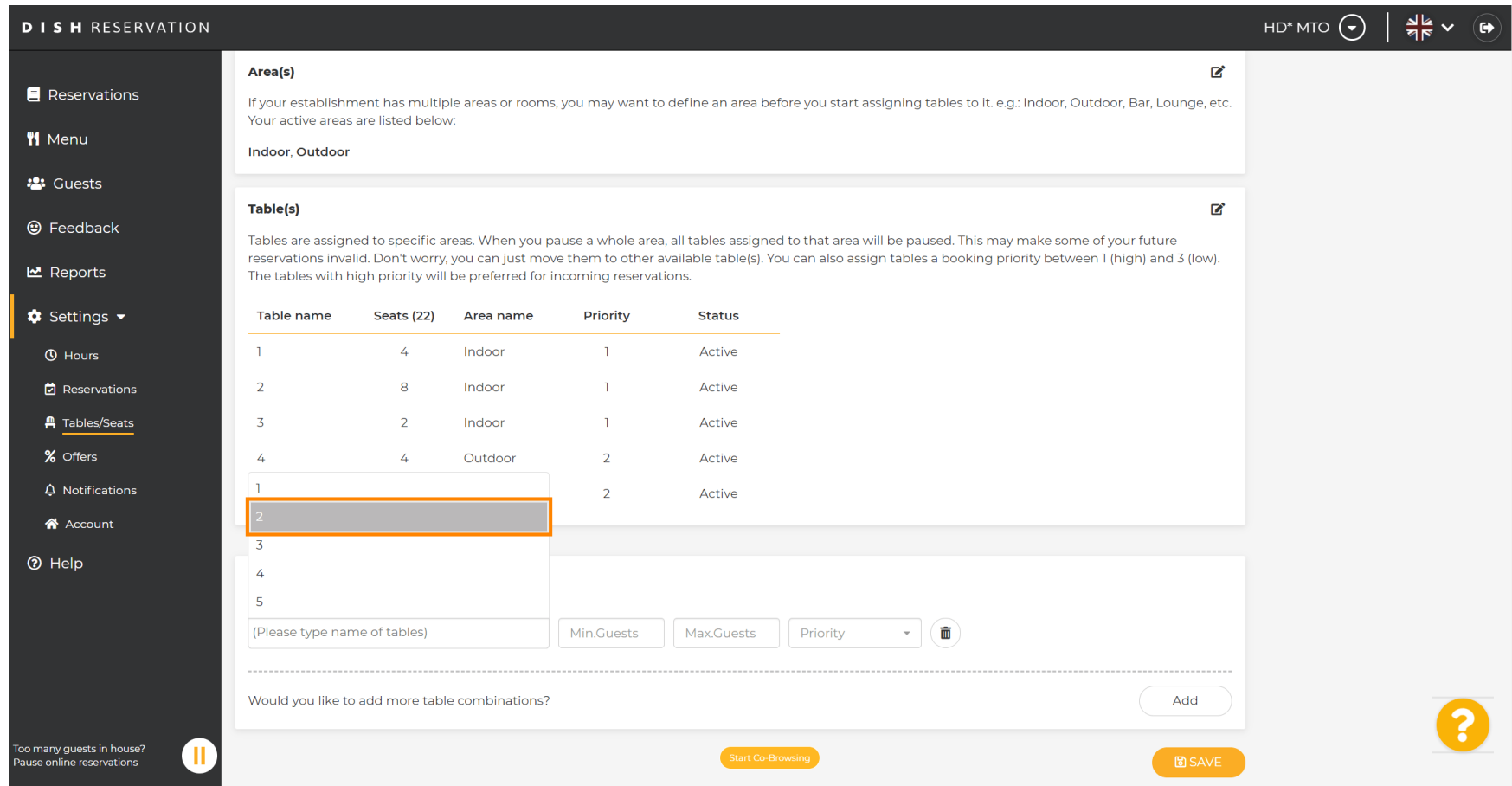
(Please type name of tables) Min.Guests Max.Guests Priority 

Would you like to add more table combinations?

Too many guests in house? Pause online reservations 



Selecione el **nombre/número de la mesa** que desea combinar con otras mesas.

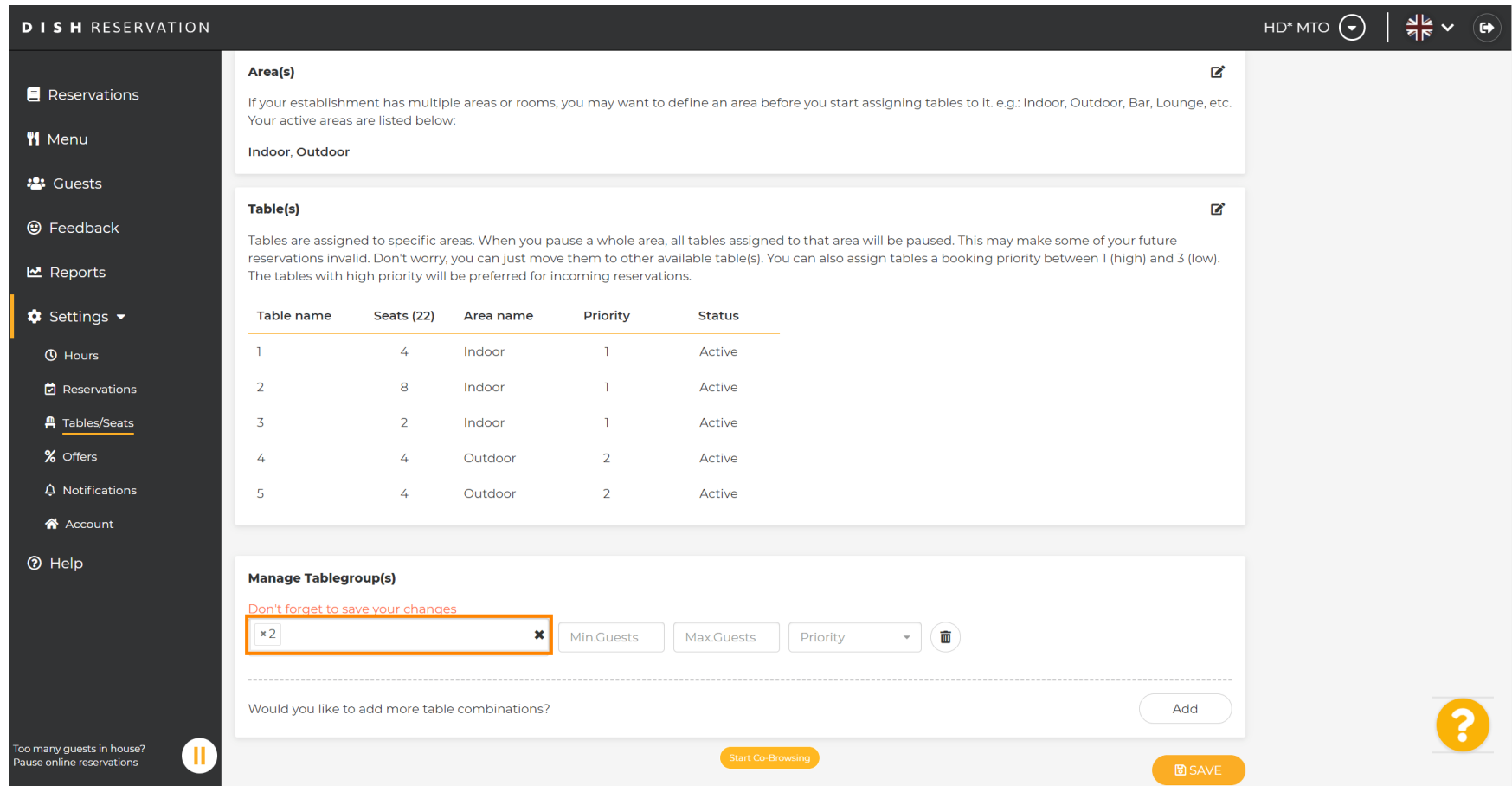


The screenshot shows the DISH RESERVATION interface. On the left is a navigation sidebar with options: Reservations, Menu, Guests, Feedback, Reports, Settings (selected), Hours, Reservations, Tables/Seats, Offers, Notifications, Account, and Help. The main content area is titled 'Area(s)' and 'Table(s)'. The 'Area(s)' section lists 'Indoor, Outdoor'. The 'Table(s)' section contains a table with the following data:

Table name	Seats (22)	Area name	Priority	Status
1	4	Indoor	1	Active
2	8	Indoor	1	Active
3	2	Indoor	1	Active
4	4	Outdoor	2	Active
1			2	Active

Below the table is a form to add new table combinations. It includes a dropdown menu for 'Table name' (with options 1-5), a text input for '(Please type name of tables)', and buttons for 'Min.Guests', 'Max.Guests', 'Priority', and a trash icon. At the bottom, there is an 'Add' button and a 'SAVE' button. A notification at the bottom left says 'Too many guests in house? Pause online reservations'. A 'Start Co-Browsing' button is also visible.

Haga clic en el mismo cuadro para agregar otra tabla.



DISH RESERVATION HD* MTO

Area(s)

If your establishment has multiple areas or rooms, you may want to define an area before you start assigning tables to it, e.g.: Indoor, Outdoor, Bar, Lounge, etc. Your active areas are listed below:

Indoor, Outdoor

Table(s)

Tables are assigned to specific areas. When you pause a whole area, all tables assigned to that area will be paused. This may make some of your future reservations invalid. Don't worry, you can just move them to other available table(s). You can also assign tables a booking priority between 1 (high) and 3 (low). The tables with high priority will be preferred for incoming reservations.

Table name	Seats (22)	Area name	Priority	Status
1	4	Indoor	1	Active
2	8	Indoor	1	Active
3	2	Indoor	1	Active
4	4	Outdoor	2	Active
5	4	Outdoor	2	Active

Manage Tablegroup(s)

Don't forget to save your changes

Would you like to add more table combinations?

Too many guests in house? Pause online reservations

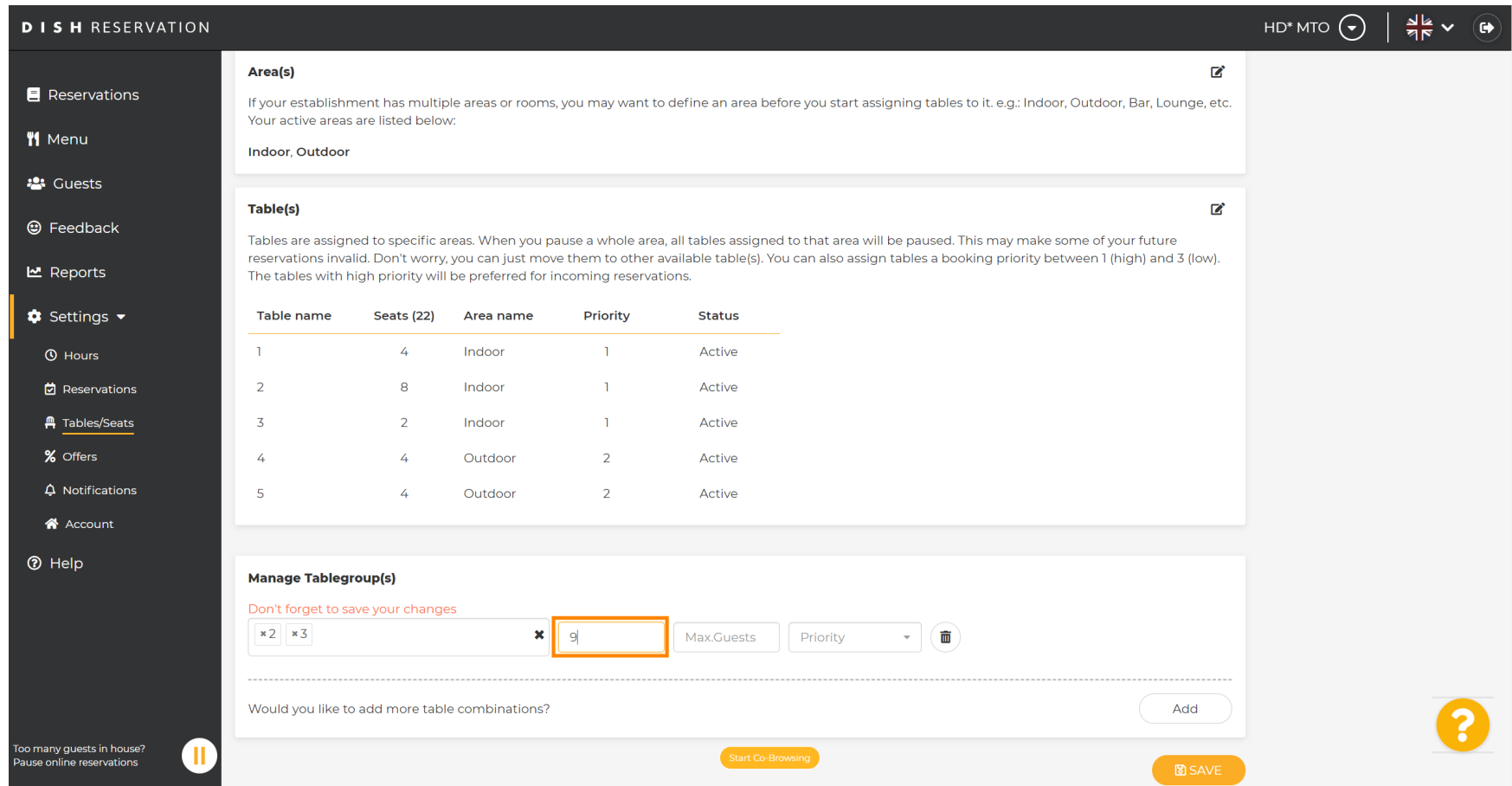
Selecione el **nombre de la tabla** para combinar las tablas.

The screenshot shows the DISH RESERVATION settings page. The left sidebar contains navigation options: Reservations, Menu, Guests, Feedback, Reports, Settings (selected), Hours, Reservations, Tables/Seats, Offers, Notifications, Account, and Help. The main content area is divided into two sections: 'Area(s)' and 'Table(s)'. The 'Area(s)' section lists 'Indoor, Outdoor' as active areas. The 'Table(s)' section contains a table with the following data:

Table name	Seats (22)	Area name	Priority	Status
1	4	Indoor	1	Active
2	8	Indoor	1	Active
3	2	Indoor	1	Active
4	4	Outdoor	2	Active
5	4	Outdoor	2	Active

Below the table is a configuration form for creating table combinations. It features a dropdown menu with '1' and '3' selected, a 'Min.Guests' field with '2', a 'Max.Guests' field, a 'Priority' dropdown, and a trash icon. An 'Add' button is located at the bottom right of the form. A notification at the bottom left states 'Too many guests in house? Pause online reservations'. A 'Start Co-Browsing' button and a 'SAVE' button are also visible at the bottom.

Ahora escriba el número **mínimo de invitados** que se pueden reservar en este grupo de mesas.



Area(s)

If your establishment has multiple areas or rooms, you may want to define an area before you start assigning tables to it, e.g.: Indoor, Outdoor, Bar, Lounge, etc. Your active areas are listed below:

Indoor, Outdoor

Table(s)

Tables are assigned to specific areas. When you pause a whole area, all tables assigned to that area will be paused. This may make some of your future reservations invalid. Don't worry, you can just move them to other available table(s). You can also assign tables a booking priority between 1 (high) and 3 (low). The tables with high priority will be preferred for incoming reservations.

Table name	Seats (22)	Area name	Priority	Status
1	4	Indoor	1	Active
2	8	Indoor	1	Active
3	2	Indoor	1	Active
4	4	Outdoor	2	Active
5	4	Outdoor	2	Active

Manage Tablegroup(s)

Don't forget to save your changes

✕

🗑️

Would you like to add more table combinations?

Too many guests in house? Pause online reservations

Y luego escribe el número **máximo de invitados** para continuar.

HD* MTO ⌵ ✖ ↶

- 📅 Reservations
- 🍴 Menu
- 👥 Guests
- 🗣️ Feedback
- 📊 Reports
- ⚙️ Settings ▼
- 🕒 Hours
- 📅 Reservations
- 🍴 Tables/Seats
- 🏷️ Offers
- 🔔 Notifications
- 🏠 Account
- 🔍 Help

Too many guests in house?
Pause online reservations ⏸

Area(s) ✎

If your establishment has multiple areas or rooms, you may want to define an area before you start assigning tables to it, e.g.: Indoor, Outdoor, Bar, Lounge, etc. Your active areas are listed below:

Indoor, Outdoor

Table(s) ✎

Tables are assigned to specific areas. When you pause a whole area, all tables assigned to that area will be paused. This may make some of your future reservations invalid. Don't worry, you can just move them to other available table(s). You can also assign tables a booking priority between 1 (high) and 3 (low). The tables with high priority will be preferred for incoming reservations.

Table name	Seats (22)	Area name	Priority	Status
1	4	Indoor	1	Active
2	8	Indoor	1	Active
3	2	Indoor	1	Active
4	4	Outdoor	2	Active
5	4	Outdoor	2	Active

Manage Tablegroup(s)

Don't forget to save your changes

*2
*3
✕

9

1

Priority ▼

🗑️

Would you like to add more table combinations? Add

Start Co-Browsing
SAVE

?

Ahora, seleccione la **prioridad** para este grupo de mesas.

HD* MTO ⌵ 🌐 ➡
D I S H RESERVATION

- 📅 Reservations
- 🍴 Menu
- 👥 Guests
- 🗣️ Feedback
- 📊 Reports
- ⚙️ Settings ▼
 - 🕒 Hours
 - 📅 Reservations
 - 🍴 Tables/Seats
 - 🏷️ Offers
 - 🔔 Notifications
 - 🏠 Account
- 🔍 Help

Area(s) ✎

If your establishment has multiple areas or rooms, you may want to define an area before you start assigning tables to it, e.g.: Indoor, Outdoor, Bar, Lounge, etc. Your active areas are listed below:

Indoor, Outdoor

Table(s) ✎

Tables are assigned to specific areas. When you pause a whole area, all tables assigned to that area will be paused. This may make some of your future reservations invalid. Don't worry, you can just move them to other available table(s). You can also assign tables a booking priority between 1 (high) and 3 (low). The tables with high priority will be preferred for incoming reservations.

Table name	Seats (22)	Area name	Priority	Status
1	4	Indoor	1	Active
2	8	Indoor	1	Active
3	2	Indoor	1	Active
4	4	Outdoor	2	Active
5	4	Outdoor	2	Active

Manage Tablegroup(s)

Don't forget to save your changes

*2
*3
✕

9

10

Priority ▼

🗑️

Would you like to add more table combinations? Add

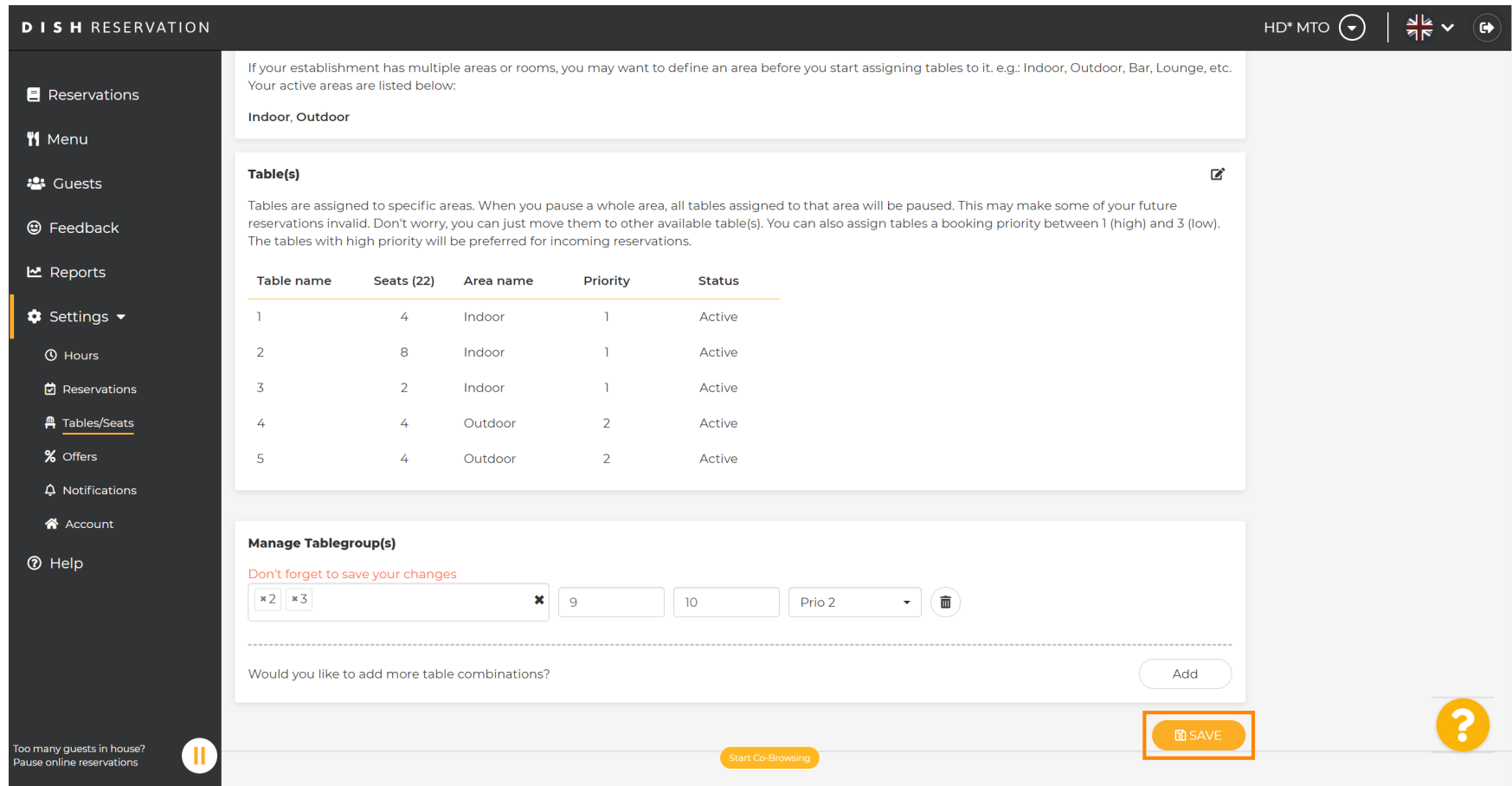
Start Co-Browsing
SAVE

Too many guests in house?

Pause online reservations ⏸

?

Finalice el proceso haciendo clic en el botón **guardar**.



DISH RESERVATION HD* MTO

If your establishment has multiple areas or rooms, you may want to define an area before you start assigning tables to it. e.g.: Indoor, Outdoor, Bar, Lounge, etc. Your active areas are listed below:

Indoor, Outdoor

Table(s)

Tables are assigned to specific areas. When you pause a whole area, all tables assigned to that area will be paused. This may make some of your future reservations invalid. Don't worry, you can just move them to other available table(s). You can also assign tables a booking priority between 1 (high) and 3 (low). The tables with high priority will be preferred for incoming reservations.

Table name	Seats (22)	Area name	Priority	Status
1	4	Indoor	1	Active
2	8	Indoor	1	Active
3	2	Indoor	1	Active
4	4	Outdoor	2	Active
5	4	Outdoor	2	Active

Manage Tablegroup(s)

Don't forget to save your changes

x2 x3 x 9 10 Prio 2

Would you like to add more table combinations? Add

SAVE

Too many guests in house? Pause online reservations

Start Co-Browsing

?



Listo. Has completado el tutorial y ahora sabes cómo configurar grupos de tablas.

DISH RESERVATION
HD* MTO ⌵ ✖ ↶

- 📅 Reservations
- 🍴 Menu
- 👥 Guests
- 🗣️ Feedback
- 📊 Reports
- ⚙️ Settings ▾
- 🕒 Hours
- 📅 Reservations
- 🍴 Tables/Seats
- 🏷️ Offers
- 🔔 Notifications
- 🏠 Account
- ❓ Help

If your establishment has multiple areas or rooms, you may want to define an area before you start assigning tables to it. e.g.: Indoor, Outdoor, Bar, Lounge, etc.
Your active areas are listed below:

Indoor, Outdoor

Table(s) ✎

Tables are assigned to specific areas. When you pause a whole area, all tables assigned to that area will be paused. This may make some of your future reservations invalid. Don't worry, you can just move them to other available table(s). You can also assign tables a booking priority between 1 (high) and 3 (low). The tables with high priority will be preferred for incoming reservations.

Table name	Seats (22)	Area name	Priority	Status
1	4	Indoor	1	Active
2	8	Indoor	1	Active
3	2	Indoor	1	Active
4	4	Outdoor	2	Active
5	4	Outdoor	2	Active

Tablegroups ✎

You can configure table combinations here. If reservations don't fit any of the tables, we will try to configure one of the configured table combinations for this reservation. Please configure a line for each possible combination, a specific table can be used in multiple combinations, You can configure minimum and maximum number of guests, which fit on

Tables	Min.Guests	Max.Guests	Priority	Status
2, 3	9	10	2	Active

Too many guests in house?
Pause online reservations

||

Designed by Hospitality Digital GmbH. All rights reserved.

Start Co-Browsing

FAQ | Terms of use | Imprint | Data privacy

?

👍 Areas, Tables and TableGroups successfully saved. ✕



Escanee para ir al reproductor interactivo