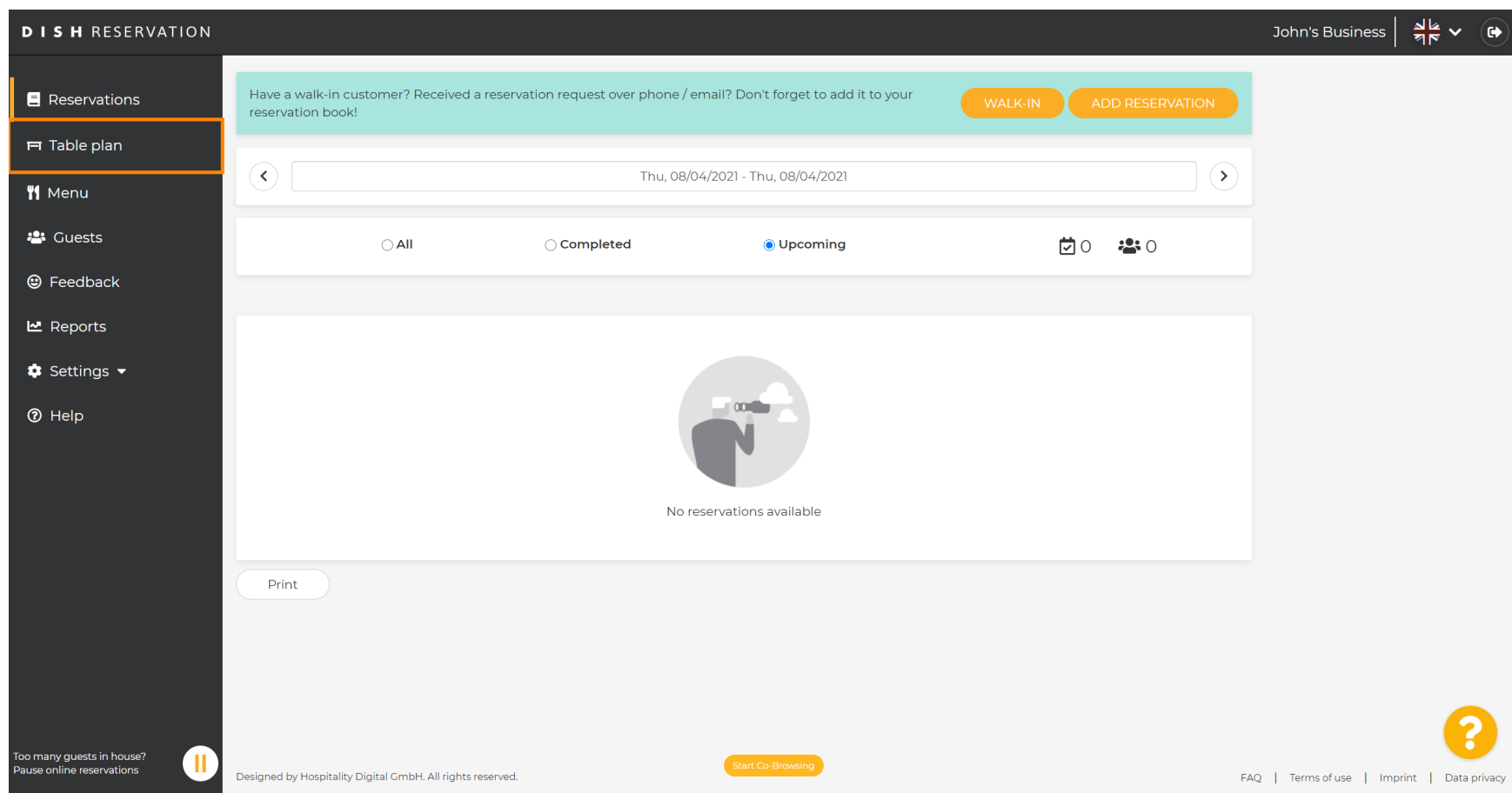




Ora ti trovi nella dashboard di prenotazione DISH. Clicca su **"Piano tavoli"** per iniziare a gestire i gruppi di tavoli.



The screenshot shows the DISH RESERVATION dashboard interface. On the left is a dark sidebar with a menu containing: Reservations, Table plan (highlighted with an orange border), Menu, Guests, Feedback, Reports, Settings, and Help. At the bottom of the sidebar, there is a notification: "Too many guests in house? Pause online reservations" and a pause icon. The main content area has a top header with "John's Business" and a flag icon. Below this is a teal banner with the text: "Have a walk-in customer? Received a reservation request over phone / email? Don't forget to add it to your reservation book!" and two orange buttons: "WALK-IN" and "ADD RESERVATION". A date range selector shows "Thu, 08/04/2021 - Thu, 08/04/2021". Below the selector are filter buttons: "All", "Completed", and "Upcoming" (which is selected). To the right of these buttons are icons for a calendar and a group of people, both with a "0" next to them. The central area displays a large circular icon of a person with a magnifying glass and the text "No reservations available". A "Print" button is located at the bottom left of this area. At the bottom of the dashboard, there is a "Start Co-Browsing" button, a footer with "Designed by Hospitality Digital GmbH. All rights reserved.", and a help icon (question mark in a circle). On the far right, there are links for "FAQ", "Terms of use", "Imprint", and "Data privacy".



Ora clicca sulla **tabella** che corrisponde alla prenotazione del tuo cliente.

The screenshot displays the DISH RESERVATION interface. On the left, there is a sidebar with a menu and a table of reservation statistics:

Indoor			
Arrived	▼	0	●
Next bookings	▼	1	●
Available	▼	2	●

The main area shows a grid of tables. Three tables are visible, labeled 1, 2, and 3. Table 2 is highlighted with an orange border, indicating it is the selected table for the reservation. The interface also includes a top navigation bar with the date and time (Sat, 10/04/2021, 12:30 pm) and a 'Now' button. The bottom of the screen features a footer with the text 'Designed by Hospitality Digital GmbH. All rights reserved.' and a 'Start Co-Browsing' button. There are also links for FAQ, Terms of use, Imprint, and Data privacy.

Fare clic su **Cambia tabella** per configurare un gruppo di tabelle.

The screenshot displays the DISH RESERVATION interface. On the left, a sidebar contains navigation icons. The main area shows a reservation for 'Anne Smith' with '9 people' at '12:21 PM'. The reservation status is 'Confirmed'. A button labeled 'CHANGE TABLE' is highlighted with an orange box. Below it is a button labeled 'SEE RESERVATION DETAILS'. The right side of the interface shows a grid layout of tables, with a large green oval highlighting a group of tables. The top right corner shows the user 'John's Business' and a date/time selector for 'Sat, 10/04/2021' at '12:30 pm'. The bottom of the interface includes a footer with 'Designed by Hospitality Digital GmbH. All rights reserved.', a 'Start Co-Browsing' button, and links for 'FAQ', 'Terms of use', 'Imprint', and 'Data privacy'.



Seleziona una **tabella** per continuare.

DISH RESERVATION

John's Business

Indoor

Arrived

0

Next bookings

1

2

Anne Smith

8 seats

12:21 PM

Customer information

- Anne Smith
- 9 people

Status

Confirmed

CONFIRM CHANGE

DON'T SAVE

SEE RESERVATION DETAILS

Available

2

BACK

Indoor

1

4

Outdoor

4

4

2

8 | 12:21 PM

5

4

3

2

Start Co-Browsing

FAQ

Terms of use

Imprint

Data privacy

Ora fai clic su **Connetti tabelle** per combinarlo con altre tabelle.

The screenshot displays the DISH RESERVATION interface. On the left, a sidebar contains navigation icons. The main content area is divided into two sections: a reservation details panel on the left and a table configuration panel on the right.

Reservation Details Panel:

- Indoor** (selected)
- Arrived:** 0
- Next bookings:** 1
- Reservation:** 2, **Customer:** Anne Smith, **Seats:** 8, **Time:** 12:21 PM
- Customer information:**
 - Anne Smith
 - 9 people
- Status:** Confirmed
- Buttons:** CONFIRM CHANGE, DON'T SAVE, SEE RESERVATION DETAILS
- Available:** 2

Table Configuration Panel:

- Indoor:**
 - Table 1: 4 seats
 - Table 2: 8 seats, 12:21 PM, **CONNECT TABLES** (highlighted)
 - Table 3: 2 seats
- Outdoor:**
 - Table 4: 4 seats
 - Table 5: 4 seats

The interface includes a footer with the text "Designed by Hospitality Digital GmbH. All rights reserved." and a "Start Co-Browsing" button. A help icon (?) is located in the bottom right corner.



Continua selezionando un'altra **tabella**.

DISH RESERVATION John's Business

Indoor

Arrived 0

Next bookings 1

2 **Anne Smith**
8 seats 12:21 PM

Customer information

- Anne Smith
- 9 people

Status
Confirmed

CONFIRM CHANGE

DON'T SAVE

SEE RESERVATION DETAILS

Available 2

Indoor

Outdoor

1 4 | -

2 8 | 12:21 PM

3 2 | -

4 4 | -

5 4 | -

Start Co-Browsing

FAQ Terms of use Imprint Data privacy



Fare clic su **"Conferma modifica"** per salvare il gruppo di tavoli per questa prenotazione.

The screenshot displays the DISH RESERVATION interface. On the left, a sidebar contains navigation icons. The main area is divided into two columns: 'Indoor' and 'Outdoor'. The 'Indoor' column shows three tables: Table 1 (4 seats), Table 2 (8 seats, highlighted with a red border), and Table 3 (2 seats). The 'Outdoor' column shows two tables: Table 4 (4 seats) and Table 5 (4 seats). The reservation details for Anne Smith are shown on the left, including the status 'Confirmed' and a 'CONFIRM CHANGE' button highlighted with a red border. The bottom bar includes a 'Start Co-Browsing' button and a help icon.

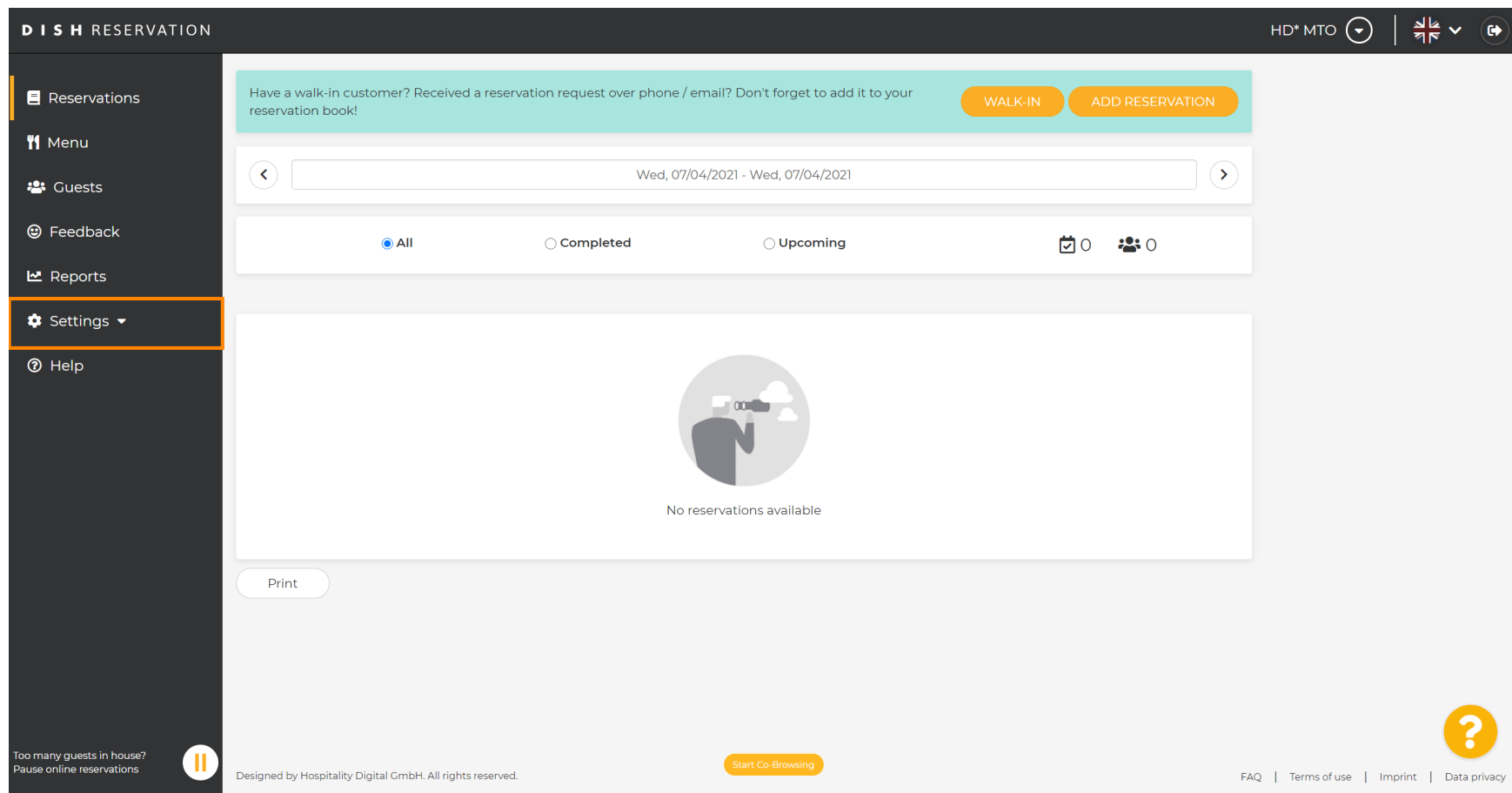


Un gruppo di tavoli per la prenotazione del tuo cliente è stato aggiunto correttamente.

The screenshot displays the DISH RESERVATION interface. On the left, a sidebar lists reservation status: **Indoor**, **Arrived** (0), **Next bookings** (1), and **Available** (1). The **Next bookings** section shows two entries for **Anne Smith** at 12:21 PM: one for 8 seats and another for 2 seats. The main area features a grid with three table icons labeled 1, 2, and 3. Table 2 is highlighted with an orange border. A green success message in the top right corner states: **Success** - Reservation table switched successfully. The bottom of the interface includes a footer with the text "Designed by Hospitality Digital GmbH. All rights reserved.", a "Start Co-Browsing" button, and links for FAQ, Terms of use, Imprint, and Data privacy.



Per configurare i gruppi di tabelle in modo diverso, torna alla dashboard e clicca su **Impostazioni**.





Clicca su **tavoli/posti a sedere** per continuare.

The screenshot shows the DISH RESERVATION web application interface. On the left is a dark sidebar menu with the following items: Reservations, Menu, Guests, Feedback, Reports, Settings (with a dropdown arrow), Hours, Reservations, **Tables/Seats** (highlighted with an orange border), Offers, Notifications, Account, and Help. The main content area has a dark header with 'DISH RESERVATION' on the left and 'HD* MTO' with a dropdown arrow and a share icon on the right. Below the header is a light blue banner with the text 'Have a walk-in customer? Received a reservation request over phone / email? Don't forget to add it to your reservation book!' and two orange buttons: 'WALK-IN' and 'ADD RESERVATION'. Below the banner is a date range selector showing 'Wed, 07/04/2021 - Wed, 07/04/2021'. Underneath are filter buttons: 'All' (selected), 'Completed', and 'Upcoming', along with icons for a calendar and a group of people. The main content area displays a large circular icon of a person looking through binoculars and the text 'No reservations available'. At the bottom left of the main area is a 'Print' button. At the bottom right is a yellow circle with a question mark. The footer contains a status message 'Too many guests in house? Pause online reservations' with a pause icon, the text 'Designed by Hospitality Digital GmbH. All rights reserved.', a 'Start Co-Browsing' button, and links for 'FAQ', 'Terms of use', 'Imprint', and 'Data privacy'.



Scorri verso il basso e fai clic su **Aggiungi** per creare gruppi di tabelle.

DISH RESERVATION

HD* MTO | 🇬🇧 | ⌂

Reservations

Menu

Guests

Feedback

Reports

Settings ▾

Hours

Reservations

Tables/Seats

Offers

Notifications

Account

Help

Area(s)✎

If your establishment has multiple areas or rooms, you may want to define an area before you start assigning tables to it. e.g.: Indoor, Outdoor, Bar, Lounge, etc.
Your active areas are listed below:
Indoor, Outdoor

Table(s)✎

Tables are assigned to specific areas. When you pause a whole area, all tables assigned to that area will be paused. This may make some of your future reservations invalid. Don't worry, you can just move them to other available table(s). You can also assign tables a booking priority between 1 (high) and 3 (low). The tables with high priority will be preferred for incoming reservations.

Table name	Seats (22)	Area name	Priority	Status
1	4	Indoor	1	Active
2	8	Indoor	1	Active
3	2	Indoor	1	Active
4	4	Outdoor	2	Active
5	4	Outdoor	2	Active

Manage Tablegroup(s)

Would you like to add more table combinations?

Add

SAVE

Too many guests in house?
Pause online reservations

⏸

Designed by Hospitality Digital GmbH. All rights reserved.

Start Co-Browsing

FAQ | Terms of use | Imprint | Data privacy

?



Fare clic sulla prima casella per scegliere i nomi delle tabelle.

Reservations

Menu

Guests

Feedback

Reports

Settings ▾

Hours

Reservations

Tables/Seats

Offers

Notifications

Account

Help

Area(s)

If your establishment has multiple areas or rooms, you may want to define an area before you start assigning tables to it. e.g.: Indoor, Outdoor, Bar, Lounge, etc.
Your active areas are listed below:
Indoor, Outdoor

Table(s)

Tables are assigned to specific areas. When you pause a whole area, all tables assigned to that area will be paused. This may make some of your future reservations invalid. Don't worry, you can just move them to other available table(s). You can also assign tables a booking priority between 1 (high) and 3 (low). The tables with high priority will be preferred for incoming reservations.

Table name	Seats (22)	Area name	Priority	Status
1	4	Indoor	1	Active
2	8	Indoor	1	Active
3	2	Indoor	1	Active
4	4	Outdoor	2	Active
5	4	Outdoor	2	Active

Manage Tablegroup(s)

Don't forget to save your changes

(Please type name of tables)

Min.Guests

Max.Guests

Priority ▾

Would you like to add more table combinations?

Add



Seleziona il **nome/numero della tabella** che vuoi combinare con altre tabelle.

DISH RESERVATION

HD* MTO

Reservations

Menu

Guests

Feedback

Reports

Settings

Hours

Reservations

Tables/Seats

Offers

Notifications

Account

Help

Too many guests in house?
Pause online reservations

Area(s)

If your establishment has multiple areas or rooms, you may want to define an area before you start assigning tables to it. e.g.: Indoor, Outdoor, Bar, Lounge, etc. Your active areas are listed below:

Indoor, Outdoor

Table(s)

Tables are assigned to specific areas. When you pause a whole area, all tables assigned to that area will be paused. This may make some of your future reservations invalid. Don't worry, you can just move them to other available table(s). You can also assign tables a booking priority between 1 (high) and 3 (low). The tables with high priority will be preferred for incoming reservations.

Table name	Seats (22)	Area name	Priority	Status
1	4	Indoor	1	Active
2	8	Indoor	1	Active
3	2	Indoor	1	Active
4	4	Outdoor	2	Active
1			2	Active

1

2

3

4

5

(Please type name of tables)

Min.Guests

Max.Guests

Priority

Would you like to add more table combinations?

Add

Start Co-Browsing



SAVE

?

 Fare clic sulla stessa casella per aggiungere un'altra tabella.

DISH RESERVATION

HD* MTO

Reservations

Menu

Guests

Feedback

Reports

Settings

Hours

Reservations

Tables/Seats

Offers


Notifications

Account

Help

Too many guests in house?

Pause online reservations



Area(s)

✎

If your establishment has multiple areas or rooms, you may want to define an area before you start assigning tables to it. e.g.: Indoor, Outdoor, Bar, Lounge, etc. Your active areas are listed below:

Indoor, Outdoor

Table(s)

✎

Tables are assigned to specific areas. When you pause a whole area, all tables assigned to that area will be paused. This may make some of your future reservations invalid. Don't worry, you can just move them to other available table(s). You can also assign tables a booking priority between 1 (high) and 3 (low). The tables with high priority will be preferred for incoming reservations.

Table name	Seats (22)	Area name	Priority	Status
1	4	Indoor	1	Active
2	8	Indoor	1	Active
3	2	Indoor	1	Active
4	4	Outdoor	2	Active
5	4	Outdoor	2	Active

Manage Tablegroup(s)

Don't forget to save your changes


x 2

✕

Min.Guests

Max.Guests

Priority




Would you like to add more table combinations?

Add

Start Co-Browsing

SAVE





Selezionare il **nome della tabella** per combinare le tabelle.

Reservations

Menu

Guests

Feedback

Reports

Settings ▾

Hours

Reservations

Tables/Seats

Offers

Notifications

Account

Help

HD* MTO

Area(s)

If your establishment has multiple areas or rooms, you may want to define an area before you start assigning tables to it. e.g.: Indoor, Outdoor, Bar, Lounge, etc.
Your active areas are listed below:

Indoor, Outdoor

Table(s)

Tables are assigned to specific areas. When you pause a whole area, all tables assigned to that area will be paused. This may make some of your future reservations invalid. Don't worry, you can just move them to other available table(s). You can also assign tables a booking priority between 1 (high) and 3 (low). The tables with high priority will be preferred for incoming reservations.

Table name	Seats (22)	Area name	Priority	Status
1	4	Indoor	1	Active
2	8	Indoor	1	Active
3	2	Indoor	1	Active
4	4	Outdoor	2	Active
5	4	Outdoor	2	Active

1

3

x 2

x

Min.Guests

Max.Guests

Priority ▾

Would you like to add more table combinations?

Add

Too many guests in house?
Pause online reservations

Start Co-Browsing

SAVE



Ora digita il numero **minimo di ospiti** che possono essere prenotati per questo gruppo di tavoli.

Reservations

Menu

Guests

Feedback

Reports

Settings

Hours

Reservations

Tables/Seats

Offers

Notifications

Account

Help

HD* MTO

🇬🇧

🔍

Area(s)

If your establishment has multiple areas or rooms, you may want to define an area before you start assigning tables to it. e.g.: Indoor, Outdoor, Bar, Lounge, etc. Your active areas are listed below:
Indoor, Outdoor

Table(s)

Tables are assigned to specific areas. When you pause a whole area, all tables assigned to that area will be paused. This may make some of your future reservations invalid. Don't worry, you can just move them to other available table(s). You can also assign tables a booking priority between 1 (high) and 3 (low). The tables with high priority will be preferred for incoming reservations.

Table name	Seats (22)	Area name	Priority	Status
1	4	Indoor	1	Active
2	8	Indoor	1	Active
3	2	Indoor	1	Active
4	4	Outdoor	2	Active
5	4	Outdoor	2	Active

Manage Tablegroup(s)

Don't forget to save your changes

x2

x3

x

9

Max.Guests

Priority

Would you like to add more table combinations?

Add

Too many guests in house?
Pause online reservations

Start Co-Browsing

SAVE

?



Quindi, digita il numero **massimo di ospiti** per continuare.

DISH RESERVATION
HD* MTO ⌵ | ⌵ |

- Reservations
- Menu
- Guests
- Feedback
- Reports
- Settings ▾
 - Hours
 - Reservations
 - Tables/Seats
 - Offers
 - Notifications
 - Account
- Help

Area(s)

If your establishment has multiple areas or rooms, you may want to define an area before you start assigning tables to it. e.g.: Indoor, Outdoor, Bar, Lounge, etc. Your active areas are listed below:

Indoor, Outdoor

Table(s)

Tables are assigned to specific areas. When you pause a whole area, all tables assigned to that area will be paused. This may make some of your future reservations invalid. Don't worry, you can just move them to other available table(s). You can also assign tables a booking priority between 1 (high) and 3 (low). The tables with high priority will be preferred for incoming reservations.

Table name	Seats (22)	Area name	Priority	Status
1	4	Indoor	1	Active
2	8	Indoor	1	Active
3	2	Indoor	1	Active
4	4	Outdoor	2	Active
5	4	Outdoor	2	Active

Manage Tablegroup(s)

Don't forget to save your changes

*2
*3
✕

1

Priority ▾

🗑️

Would you like to add more table combinations?

Add

Too many guests in house? Pause online reservations
Start Co-Browsing
SAVE

Ora seleziona la **priorità** per questo gruppo di tabelle.

DISH RESERVATION

Reservations

Menu

Guests

Feedback

Reports

Settings

Hours

Reservations

Tables/Seats

Offers

Notifications

Account

Help

HD* MTO

Area(s)

If your establishment has multiple areas or rooms, you may want to define an area before you start assigning tables to it. e.g.: Indoor, Outdoor, Bar, Lounge, etc. Your active areas are listed below:

Indoor, Outdoor

Table(s)

Tables are assigned to specific areas. When you pause a whole area, all tables assigned to that area will be paused. This may make some of your future reservations invalid. Don't worry, you can just move them to other available table(s). You can also assign tables a booking priority between 1 (high) and 3 (low). The tables with high priority will be preferred for incoming reservations.

Table name	Seats (22)	Area name	Priority	Status
1	4	Indoor	1	Active
2	8	Indoor	1	Active
3	2	Indoor	1	Active
4	4	Outdoor	2	Active
5	4	Outdoor	2	Active

Manage Tablegroup(s)

Don't forget to save your changes

*2

*3

9

10

Priority

Prio 1

Prio 2

Prio 3

Would you like to add more table combinations?

Add

Too many guests in house? Pause online reservations

Start Co-Browsing

SAVE



Completa il processo cliccando sul pulsante **Salva**.

D I S H RESERVATION
HD* MTO ⌵ | ⌵ |

- Reservations
- Menu
- Guests
- Feedback
- Reports
- Settings ▾
 - Hours
 - Reservations
 - Tables/Seats
 - Offers
 - Notifications
 - Account
- Help

If your establishment has multiple areas or rooms, you may want to define an area before you start assigning tables to it. e.g.: Indoor, Outdoor, Bar, Lounge, etc.
Your active areas are listed below:

Indoor, Outdoor

Table(s)

Tables are assigned to specific areas. When you pause a whole area, all tables assigned to that area will be paused. This may make some of your future reservations invalid. Don't worry, you can just move them to other available table(s). You can also assign tables a booking priority between 1 (high) and 3 (low). The tables with high priority will be preferred for incoming reservations.

Table name	Seats (22)	Area name	Priority	Status
1	4	Indoor	1	Active
2	8	Indoor	1	Active
3	2	Indoor	1	Active
4	4	Outdoor	2	Active
5	4	Outdoor	2	Active

Manage Tablegroup(s)

Don't forget to save your changes

✖

✖

Prio 2 ⌵

🗑️

Would you like to add more table combinations?

Add

Too many guests in house?
Pause online reservations

Start Co-Browsing

SAVE

?



Ecco fatto. Hai completato il tutorial e ora sai come configurare i gruppi di tabelle.

DISH RESERVATION
HD* MTO | |

- Reservations
- Menu
- Guests
- Feedback
- Reports
- Settings ▾
 - Hours
 - Reservations
 - Tables/Seats
 - Offers
 - Notifications
 - Account
- Help

Too many guests in house?
Pause online reservations

If your establishment has multiple areas or rooms, you may want to define an area before you start assigning tables to it. e.g.: Indoor, Outdoor, Bar, Lounge, etc.
Your active areas are listed below:

Indoor, Outdoor

Table(s)

Tables are assigned to specific areas. When you pause a whole area, all tables assigned to that area will be paused. This may make some of your future reservations invalid. Don't worry, you can just move them to other available table(s). You can also assign tables a booking priority between 1 (high) and 3 (low). The tables with high priority will be preferred for incoming reservations.

Table name	Seats (22)	Area name	Priority	Status
1	4	Indoor	1	Active
2	8	Indoor	1	Active
3	2	Indoor	1	Active
4	4	Outdoor	2	Active
5	4	Outdoor	2	Active

Tablegroups

You can configure table combinations here. If reservations don't fit any of the tables, we will try to configure one of the configured table combinations for this reservation. Please configure a line for each possible combination, a specific table can be used in multiple combinations, You can configure minimum and maximum number of guests, which fit on

Tables	Min.Guests	Max.Guests	Priority	Status
2, 3	9	10	2	Active

Areas, Tables and TableGroups successfully saved.

Designed by Hospitality Digital GmbH. All rights reserved.
Start Co-Browsing

FAQ | Terms of use | Imprint | Data privacy



Scansiona per andare al lettore interattivo