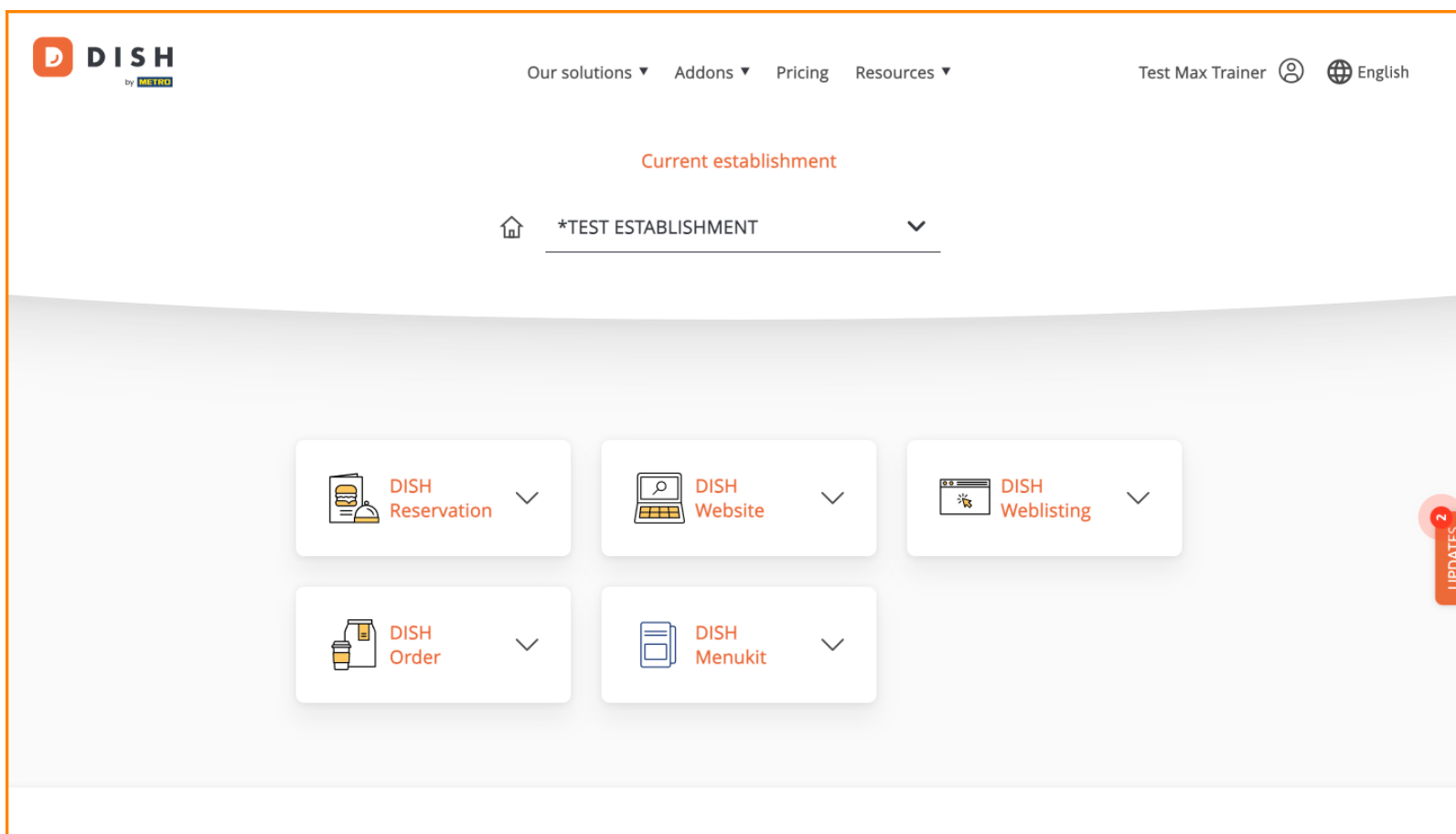


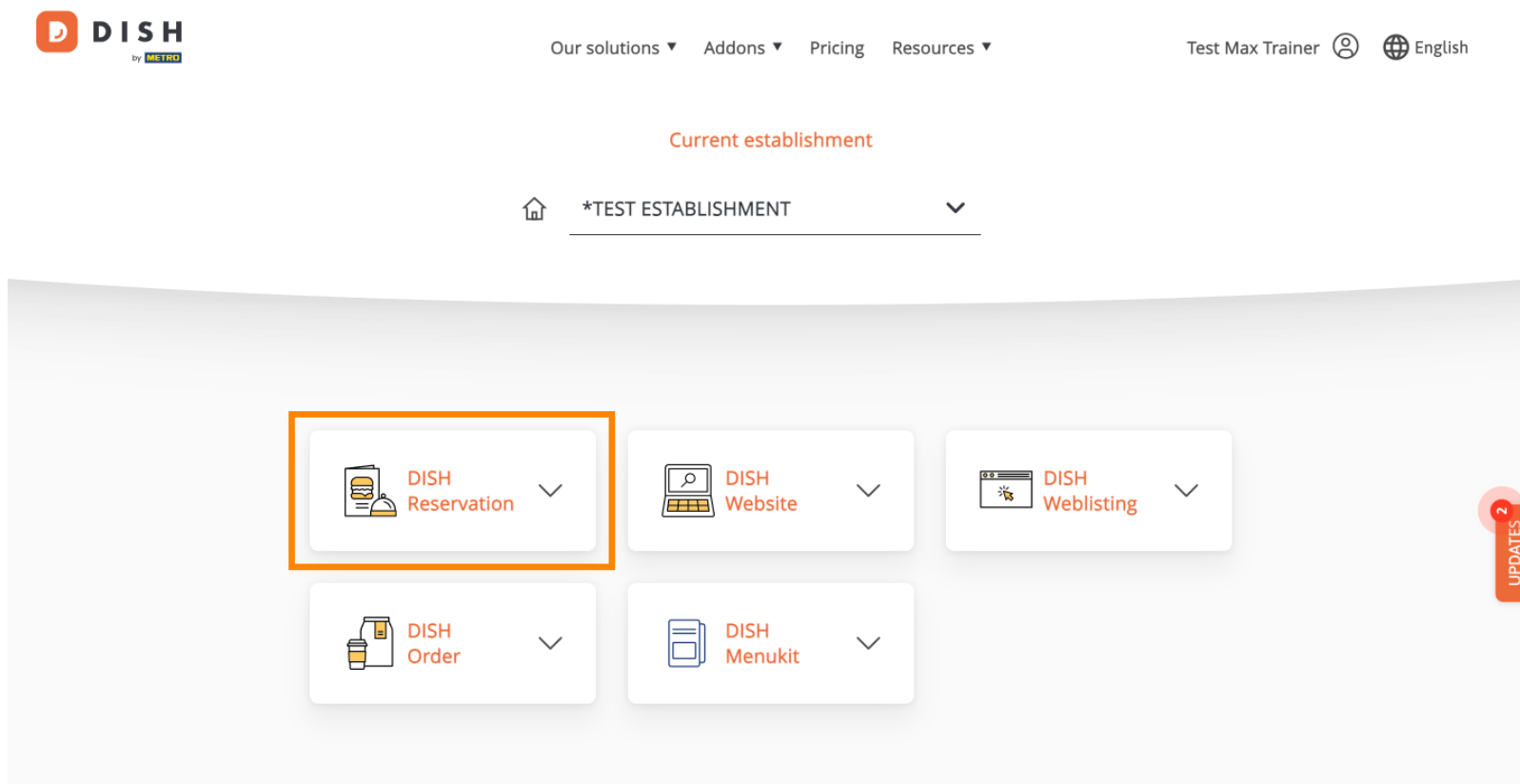


Benvenuti alla **dashboard DISH**. In questo tutorial, vi guideremo attraverso il flusso di onboarding di DISH Reservation.



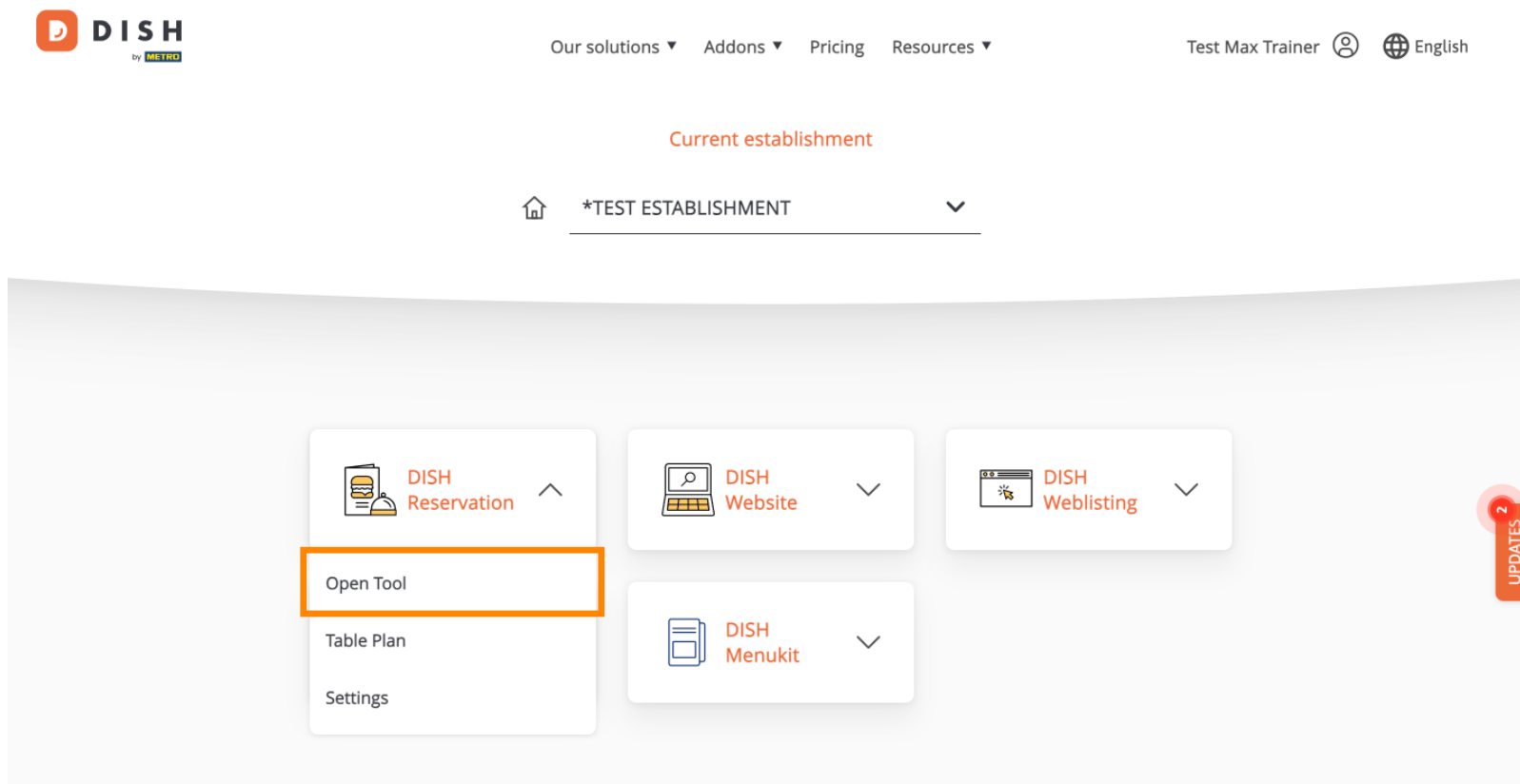


Una volta scelto il pacchetto DISH, gli strumenti appariranno nella dashboard. Clicca su "Prenotazione DISH" per aprire le opzioni.





Quindi seleziona **Apri strumento** per iniziare a configurare la prenotazione DISH.





Dal momento che hai appena acquistato gli strumenti, è necessario configurarli tutti.

DISH RESERVATION
*Test Establishment - Düsseldorf

1
2
3
4
5

Reservation Hours
Capacity
Group size
Contact
Integration

First things first! Tell us when you would like to accept reservations.

Reservation hours can be the same as your opening hours, but they can also start later and / or end earlier.

Day(s)
Time

Select days

: 00
am
-
: 00
am
+

Would you like to add more days?
Add

Continue

Designed by DISH Digital Solutions GmbH. All rights reserved.
FAQ | Terms of use | Imprint | Data privacy | Privacy Settings



Per prima cosa, devi inserire gli orari di prenotazione. Utilizza i **campi** corrispondenti per selezionare i giorni e inserire l'orario per gli orari di prenotazione.

DISH RESERVATION

*Test Establishment - Düsseldorf

1

2

3

4

5

Reservation Hours

Capacity

Group size

Contact

Integration

Day(s)

Time

Select days

: 00 am - : 00 am

+

✖

Would you like to add more days?

Add

Continue

First things first! Tell us when you would like to accept reservations.

Reservation hours can be the same as your opening hours, but they can also start later and / or end earlier.

Designed by DISH Digital Solutions GmbH. All rights reserved.

FAQ | Terms of use | Imprint | Data privacy | Privacy Settings



Cliccando su **Aggiungi** è possibile aggiungere ulteriori orari di prenotazione.

DISH RESERVATION
*Test Establishment - Düsseldorf

1

2

3

4

5

Reservation Hours
Capacity
Group size
Contact
Integration

Day(s)
Time

Mon, Tue, Wed, Thu, Fri
12 : 00 am - 8 : 00 pm

Would you like to add more days?

Add

First things first! Tell us when you would like to accept reservations.


Reservation hours can be the same as your opening hours, but they can also start later and / or end earlier.

Continue

Designed by DISH Digital Solutions GmbH. All rights reserved.

FAQ | Terms of use | Imprint | Data privacy | Privacy Settings

Dopo aver inserito gli orari di prenotazione, clicca su **Continua**.



First things first! Tell us when you would like to accept reservations.

Reservation hours can be the same as your opening hours, but they can also start later and / or end earlier.

1

Reservation Hours

2

Capacity

3

Group size

4

Contact

5

Integration

Day(s)

Mon, Tue, Wed, Thu, Fri

Time

12 : 00 am - 8 : 00 pm

+

✖

Day(s)

Sat, Sun

Time

4 : 00 pm - 11 : 00 pm

+

✖

Would you like to add more days?

Add


Continue

Designed by DISH Digital Solutions GmbH. All rights reserved.

[FAQ](#) |
 [Terms of use](#) |
 [Imprint](#) |
 [Data privacy](#) |
 [Privacy Settings](#)



Ora decidi se preferisci utilizzare un sistema di prenotazione basato sui posti a sedere o sui tavoli, selezionando l' **opzione** corrispondente .



You have the option to choose between seat-based and table-based setup.

If you choose to use seats-based setup, reservations will be managed according to the total number of seats available.

If you choose table-based setup, all reservations will be assigned one or more tables automatically. You will have the possibility to modify the automatically assigned tables. Only you can see the assigned tables. Your guests are not shown tables during the reservation process.

1

Reservation Hours

2

Capacity

3

Group size

4

Contact

5

Integration

Please select whether you would like to use seat or table reservations.

☒ Seats
 ☐ Tables

How many seats are available for reservation in your establishment?

Please note that a minimum of 4 seats must be made available.


Continue

Designed by DISH Digital Solutions GmbH. All rights reserved.

[FAQ](#) |
 [Terms of use](#) |
 [Imprint](#) |
 [Data privacy](#) |
 [Privacy Settings](#)



Se hai selezionato un sistema di prenotazione basato sui posti, imposta il numero di posti disponibili inserendo il numero nel **campo** corrispondente.



You have the option to choose between seat-based and table-based setup.

If you choose to use seats-based setup, reservations will be managed according to the total number of seats available.

If you choose table-based setup, all reservations will be assigned one or more tables automatically. You will have the possibility to modify the automatically assigned tables. Only you can see the assigned tables. Your guests are not shown tables during the reservation process.

1

Reservation Hours

2

Capacity

3

Group size

4

Contact

5

Integration

Please select whether you would like to use seat or table reservations.

☒ Seats
 ☐ Tables

How many seats are available for reservation in your establishment?

Please note that a minimum of 4 seats must be made available.


Continue

Designed by DISH Digital Solutions GmbH. All rights reserved.

[FAQ](#) |
 [Terms of use](#) |
 [Imprint](#) |
 [Data privacy](#) |
 [Privacy Settings](#)



Se hai scelto un sistema di prenotazione basato su tavoli, devi definire le aree della tua struttura. Per farlo, inserisci il nome dell'area nel **campo di testo "Prospettiva"**.



You have the option to choose between seat-based and tabled-based setup.

If you choose to use seats-based setup, reservations will be managed according to the total number of seats available.

If you choose table-based setup, all reservations will be assigned one or more tables automatically. You will have the possibility to modify the automatically assigned tables. Only you can see the assigned tables. Your guests are not shown tables during the reservation process.

1
2
3
4
5

Reservation Hours
Capacity
Group size
Contact
Integration

Please select whether you would like to use seat or table reservations.

☐ Seats
☒ Tables

Step 1: Define area(s)

If your establishment has multiple areas or rooms, you may want to define an area before you start assigning tables to it. e.g.: Indoor, Outdoor, Bar, Lounge, etc.


Area Name	Active
<input type="text" value="Area Name"/>	<input checked="" type="checkbox"/> <input type="button" value="Delete"/>

Would you like to add more areas?

Step 2: Define Table(s) - Total Seats: 0

<input type="text" value="Table Name"/>	<input type="text" value="Seats"/>	<input type="text" value="Area Name"/>	<input checked="" type="checkbox"/> <input type="button" value="Delete"/>
---	------------------------------------	--	---

Per aggiungere altre aree, basta cliccare su **Aggiungi**.



You have the option to choose between seat-based and table-based setup.

If you choose to use seats-based setup, reservations will be managed according to the total number of seats available.

If you choose table-based setup, all reservations will be assigned one or more tables automatically. You will have the possibility to modify the automatically assigned tables. Only you can see the assigned tables. Your guests are not shown tables during the reservation process.

1

Reservation Hours

2

Capacity

3

Group size

4

Contact

5


Integration

Please select whether you would like to use seat or table reservations.

☐ Seats
 ☒ Tables

Step 1: Define area(s)


If your establishment has multiple areas or rooms, you may want to define an area before you start assigning tables to it. e.g.: Indoor, Outdoor, Bar, Lounge, etc.

Area Name	Active
Restaurant	<input checked="" type="checkbox"/> 

Would you like to add more areas?

Add

Step 2: Define Table(s) - Total Seats: 0


Table Name	Seats	Area Name	Active
			<input type="checkbox"/> 



Quindi scorri verso il basso e inizia a definire i tuoi tavoli. Inserisci il nome, il numero di posti e assegna un'area a ciascuno dei tuoi tavoli. Utilizza i **campi** corrispondenti per farlo.

DISH RESERVATION
*Test Establishment - Düsseldorf

☐ Seats
☒ Tables



You have the option to choose between seat-based and table-based setup.

If you choose to use seats-based setup, reservations will be managed according to the total number of seats available.

If you choose table-based setup, all reservations will be assigned one or more tables automatically. You will have the possibility to modify the automatically assigned tables. Only you can see the assigned tables. Your guests are not shown tables during the reservation process.

Step 1: Define area(s)

If your establishment has multiple areas or rooms, you may want to define an area before you start assigning tables to it. e.g.: Indoor, Outdoor, Bar, Lounge, etc.

Area Name	Active
Restaurant	<input checked="" type="checkbox"/> <input type="button" value="Delete"/>

Would you like to add more areas?

Step 2: Define Table(s) - Total Seats: 0

Table Name	Seats	Area Name

Would you like to add more tables?


Designed by DISH Digital Solutions GmbH. All rights reserved.

[FAQ](#) |
[Terms of use](#) |
[Imprint](#) |
[Data privacy](#) |
[Privacy Settings](#)

Per aggiungere altre tabelle, fare clic su **Aggiungi**.

DISH RESERVATION
*Test Establishment - Düsseldorf

☐ Seats
☒ Tables



You have the option to choose between seat-based and table-based setup.

If you choose to use seats-based setup, reservations will be managed according to the total number of seats available.

If you choose table-based setup, all reservations will be assigned one or more tables automatically. You will have the possibility to modify the automatically assigned tables. Only you can see the assigned tables. Your guests are not shown tables during the reservation process.

Step 1: Define area(s)

If your establishment has multiple areas or rooms, you may want to define an area before you start assigning tables to it. e.g.: Indoor, Outdoor, Bar, Lounge, etc.

Area Name	Active
Restaurant	<input checked="" type="checkbox"/>

Would you like to add more areas?

Add

Step 2: Define Table(s) - Total Seats: 2

T1	2	Restaurant	<input checked="" type="checkbox"/>
----	---	------------	-------------------------------------

Would you like to add more tables?


Add

Continue

Designed by DISH Digital Solutions GmbH. All rights reserved.

FAQ | Terms of use | Imprint | Data privacy | Privacy Settings

Una volta inserita la capienza della tua struttura, clicca su **Continua**.



You have the option to choose between seat-based and table-based setup.

If you choose to use seats-based setup, reservations will be managed according to the total number of seats available.

If you choose table-based setup, all reservations will be assigned one or more tables automatically. You will have the possibility to modify the automatically assigned tables. Only you can see the assigned tables. Your guests are not shown tables during the reservation process.

DISH RESERVATION
*Test Establishment - Düsseldorf

Step 1: Define area(s)

If your establishment has multiple areas or rooms, you may want to define an area before you start assigning tables to it. e.g.: Indoor, Outdoor, Bar, Lounge, etc.

Area Name	Active	
Restaurant	<input checked="" type="checkbox"/>	

Would you like to add more areas?

Add

Step 2: Define Table(s) - Total Seats: 14

T1	2	Restaurant	<input checked="" type="checkbox"/>	
T2	4	Restaurant	<input checked="" type="checkbox"/>	
T3	8	Restaurant	<input checked="" type="checkbox"/>	

Would you like to add more tables?

Add

Continue

Designed by DISH Digital Solutions GmbH. All rights reserved.

[FAQ](#) |
[Terms of use](#) |
[Imprint](#) |
[Data privacy](#) |
[Privacy Settings](#)



Ora inserisci la dimensione massima del gruppo per le prenotazioni che desideri ricevere tramite il widget di prenotazione nel **campo** corrispondente .

DISH RESERVATION
*Test Establishment - Düsseldorf
🇬🇧

1
2
3
4
5

Reservation Hours
Capacity
Group size
Contact
Integration

Group Size settings help optimise the functionality of DISH Reservation. You can decide what group sizes you wish to receive for reservations and can also automatically confirm these reservations.

What is the maximum group size for reservations via the reservation widget?

Please enter a value equal to or greater than 4.

Up to what group size would you like reservations to be automatically confirmed?

If you wish to manually confirm all reservations, set this to 0.

Continue

Designed by DISH Digital Solutions GmbH. All rights reserved.
FAQ | Terms of use | Imprint | Data privacy | Privacy Settings



Quindi inserisci la dimensione del gruppo per le prenotazioni che devono essere confermate automaticamente. Utilizza il **campo** corrispondente per inserire la dimensione del gruppo.

DISH RESERVATION
*Test Establishment - Düsseldorf

1

Reservation Hours

2

Capacity

3

Group size

4

Contact

5

Integration

Group Size settings help optimise the functionality of DISH Reservation. You can decide what group sizes you wish to receive for reservations and can also automatically confirm these reservations.

What is the maximum group size for reservations via the reservation widget?

Please enter a value equal to or greater than 4.

Up to what group size would you like reservations to be automatically confirmed?

If you wish to manually confirm all reservations, set this to 0.


Continue

Designed by DISH Digital Solutions GmbH. All rights reserved.

[FAQ](#) |
 [Terms of use](#) |
 [Imprint](#) |
 [Data privacy](#) |
 [Privacy Settings](#)



Una volta completata l'impostazione delle dimensioni del gruppo desiderate, fare clic su **Continua** per procedere.



Group Size settings help optimise the functionality of DISH Reservation. You can decide what group sizes you wish to receive for reservations and can also automatically confirm these reservations.

1

Reservation Hours

2

Capacity

3

Group size

4

Contact

5

Integration

What is the maximum group size for reservations via the reservation widget?

Please enter a value equal to or greater than 4.

Up to what group size would you like reservations to be automatically confirmed?

If you wish to manually confirm all reservations, set this to 0.

Continue

Designed by DISH Digital Solutions GmbH. All rights reserved.

[FAQ](#) |
 [Terms of use](#) |
 [Imprint](#) |
 [Data privacy](#) |
 [Privacy Settings](#)




In questa fase, inserirai i dati di contatto che i tuoi ospiti vedranno nella conferma della prenotazione.

DISH RESERVATION

*Test Establishment - Düsseldorf

1
2
3
4
5

Reservation Hours
Capacity
Group size
Contact
Integration



We send you notifications to update you about reservations. Also, we share your contact information with guests in case they wish to contact you.

Tell us how your guests can contact you.

This information is shared with your guests in the reservation confirmation email / SMS.

Email

Phone*

(+49)

Website

Tell us how we should notify you about reservations.

This information is not shared with your guests.

Email


Continue

Designed by DISH Digital Solutions GmbH. All rights reserved.

FAQ
Terms of use
Imprint
Data privacy
Privacy Settings

18 di 30

Per farlo, inserisci le informazioni richieste nei **campi** corrispondenti .



We send you notifications to update you about reservations. Also, we share your contact information with guests in case they wish to contact you.

1

Reservation Hours

2

Capacity

3

Group size

4

Contact

5

Integration

Tell us how your guests can contact you.

This information is shared with your guests in the reservation confirmation email / SMS.

Email

Enter email address here

Phone*

(+49) ▾

Enter phone number here

Website

Enter website URL here

Tell us how we should notify you about reservations.

This information is not shared with your guests.

Email

Enter email address here


Continue

Designed by DISH Digital Solutions GmbH. All rights reserved.

[FAQ](#) |
 [Terms of use](#) |
 [Imprint](#) |
 [Data privacy](#) |
 [Privacy Settings](#)



Quindi inserisci nel **campo di testo** corrispondente l'indirizzo email a cui vuoi essere avvisato quando ricevi le prenotazioni .



We send you notifications to update you about reservations. Also, we share your contact information with guests in case they wish to contact you.

1

Reservation Hours

2

Capacity

3

Group size

4

Contact

5

Integration

Tell us how your guests can contact you.

This information is shared with your guests in the reservation confirmation email / SMS.

Email

Phone*

Website

Tell us how we should notify you about reservations.

This information is not shared with your guests.

Email

Continue

Designed by DISH Digital Solutions GmbH. All rights reserved.

[FAQ](#) |
 [Terms of use](#) |
 [Imprint](#) |
 [Data privacy](#) |
 [Privacy Settings](#)



Dopo aver inserito i tuoi dati di contatto, clicca su **Continua** per procedere con l'ultimo passaggio.

DISH RESERVATION

*Test Establishment - Düsseldorf

1

Reservation Hours

2

Capacity

3


Group size

4

Contact

5

Integration



We send you notifications to update you about reservations. Also, we share your contact information with guests in case they wish to contact you.

Tell us how your guests can contact you.

This information is shared with your guests in the reservation confirmation email / SMS.

Email

Phone*

Website

Tell us how we should notify you about reservations.

This information is not shared with your guests.

Email

Continue

Designed by DISH Digital Solutions GmbH. All rights reserved.


[FAQ](#) |
 [Terms of use](#) |
 [Imprint](#) |
 [Data privacy](#) |
 [Privacy Settings](#)

 Ora puoi scegliere dove integrare il tuo widget di prenotazione.

DISH RESERVATION
*Test Establishment - Düsseldorf

1
2
3
4
5

Reservation Hours
Capacity
Group size
Contact
Integration



DISH Reservation is almost ready to use!

One last step and you will be good to go. For your guests to make reservations, they should be able to find your reservation widget. The most effective place to display your online reservation tool is your website! Later, you can also add the reservation option to your Facebook page.

Would you like to integrate the reservation widget into your website?

☐ Activate in DISH Website DISH Website is your website provided by DISH Digital Solutions.

☐ Add to other website

☐ Not now

Continue

Designed by DISH Digital Solutions GmbH. All rights reserved.
FAQ | Terms of use | Imprint | Data privacy | Privacy Settings



Seleziona **Attiva nel sito web DISH** se desideri che il widget venga integrato direttamente nel tuo sito web fornito da DISH.

DISH RESERVATION

*Test Establishment - Düsseldorf

1

Reservation Hours

2

Capacity

3


Group size

4

Contact

5

Integration



DISH Reservation is almost ready to use!

One last step and you will be good to go. For your guests to make reservations, they should be able to find your reservation widget. The most effective place to display your online reservation tool is your website! Later, you can also add the reservation option to your Facebook page.

Would you like to integrate the reservation widget into your website?

☒ **Activate in DISH Website**

DISH Website is your website provided by DISH Digital Solutions.
In case you were using reservation by email, it will be turned off when the widget is activated.

☐ Add to other website

☐ Not now

Continue

Designed by DISH Digital Solutions GmbH. All rights reserved.

[FAQ](#)
[Terms of use](#)
[Imprint](#)
[Data privacy](#)
[Privacy Settings](#)



Per aggiungere il widget a un altro sito web, seleziona l' **opzione** corrispondente .

DISH RESERVATION
*Test Establishment - Düsseldorf

1
2
3
4
5

Reservation Hours
Capacity
Group size
Contact
Integration

DISH Reservation is almost ready to use!

One last step and you will be good to go. For your guests to make reservations, they should be able to find your reservation widget. The most effective place to display your online reservation tool is your website! Later, you can also add the reservation option to your Facebook page.

Would you like to integrate the reservation widget into your website?

☐ Activate in DISH Website DISH Website is your website provided by DISH Digital Solutions.

☒ Add to other website

Enter your developer / social media manager's email below and we will send the instructions.

☐ Not now


Continue

Designed by DISH Digital Solutions GmbH. All rights reserved.

FAQ | Terms of use | Imprint | Data privacy | Privacy Settings



Puoi quindi inserire l'indirizzo email della persona responsabile del tuo sito web nel **campo di testo** corrispondente . Le istruzioni verranno quindi inviate a quella persona.



DISH Reservation is almost ready to use!

One last step and you will be good to go. For your guests to make reservations, they should be able to find your reservation widget. The most effective place to display your online reservation tool is your website! Later, you can also add the reservation option to your Facebook page.

1

Reservation Hours

2

Capacity

3

Group size

4

Contact

5

Integration

Would you like to integrate the reservation widget into your website?

☐ Activate in DISH Website DISH Website is your website provided by DISH Digital Solutions.

☒ Add to other website

Enter your developer / social media manager's email below and we will send the instructions.

☐ Not now

Continue



Se non sei ancora sicuro di dove utilizzare il tuo widget di prenotazione, seleziona semplicemente **Non ora**.

DISH RESERVATION

*Test Establishment - Düsseldorf

1

Reservation Hours

2

Capacity

3

Group size

4

Contact

5

Integration

DISH Reservation is almost ready to use!

One last step and you will be good to go. For your guests to make reservations, they should be able to find your reservation widget. The most effective place to display your online reservation tool is your website! Later, you can also add the reservation option to your Facebook page.

Would you like to integrate the reservation widget into your website?

☐ Activate in DISH Website DISH Website is your website provided by DISH Digital Solutions.

☐ Add to other website

☒ Not now

Please be aware that you may not receive any reservations if you don't integrate the reservation widget on any website.

Continue

Designed by DISH Digital Solutions GmbH. All rights reserved.

[FAQ](#) |
 [Terms of use](#) |
 [Imprint](#) |
 [Data privacy](#) |
 [Privacy Settings](#)



Quindi fare clic su **Continua** per applicare la selezione e completare il processo di onboarding.

DISH RESERVATION

*Test Establishment - Düsseldorf

1
Reservation Hours

2
Capacity

3
Group size

4
Contact

5
Integration

Would you like to integrate the reservation widget into your website?

☐ Activate in DISH Website DISH Website is your website provided by DISH Digital Solutions.

☐ Add to other website

☒ Not now

Please be aware that you may not receive any reservations if you don't integrate the reservation widget on any website.

DISH Reservation is almost ready to use!

One last step and you will be good to go. For your guests to make reservations, they should be able to find your reservation widget. The most effective place to display your online reservation tool is your website! Later, you can also add the reservation option to your Facebook page.

Continue

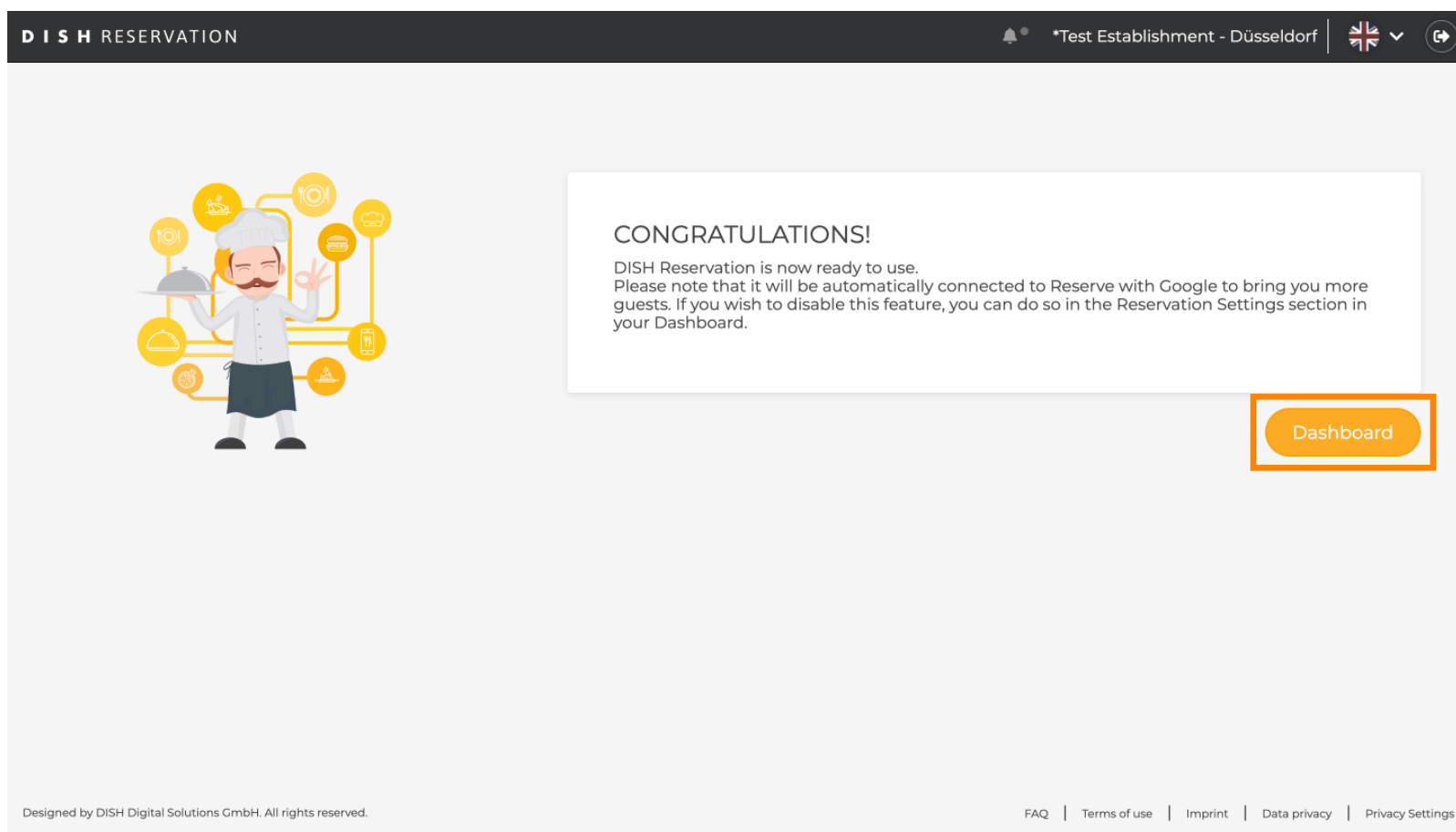
Designed by DISH Digital Solutions GmbH. All rights reserved.

FAQ
Terms of use
Imprint
Data privacy
Privacy Settings

27 di 30



Ora DISH Reservation è pronto per essere utilizzato e puoi procedere alla dashboard cliccando su **Dashboard**.





Ecco fatto. Hai completato il tutorial e configurato correttamente la prenotazione DISH.

The screenshot displays the DISH RESERVATION dashboard. On the left is a dark sidebar with navigation links: Reservations, Menu, Guests, Feedback, Reports, Settings, and Integrations. The main content area has a teal header with a message about walk-in customers and buttons for WALK-IN and ADD RESERVATION. Below this is a date selector for 'Tue, 24 Oct - Tue, 24 Oct'. A message states 'You have no limits configured for the selected date.' with an 'Add a new limit' button. Filter tabs for All, Completed, Upcoming, and Cancelled are shown, along with counts for calendar, guests, and tables. The central area shows 'No reservations available' with an illustration of a person looking through a telescope. At the bottom, there is a 'Print' button, a status message about guest limits, a footer with copyright information, and a help icon.

DISH RESERVATION *Test Establishment

Have a walk-in customer? Received a reservation request over phone / email? Don't forget to add it to your reservation book! **WALK-IN** **ADD RESERVATION**

Tue, 24 Oct - Tue, 24 Oct

You have no limits configured for the selected date. **Add a new limit**

☒ All ☐ Completed ☐ Upcoming ☐ Cancelled **0** **0** **0/3**

No reservations available

Print

Too many guests in house? Pause online reservations

Designed by DISH Digital Solutions GmbH. All rights reserved. [FAQ](#) | [Terms of use](#) | [Imprint](#) | [Data privacy](#) | [Privacy Settings](#)



Scansiona per andare al lettore interattivo