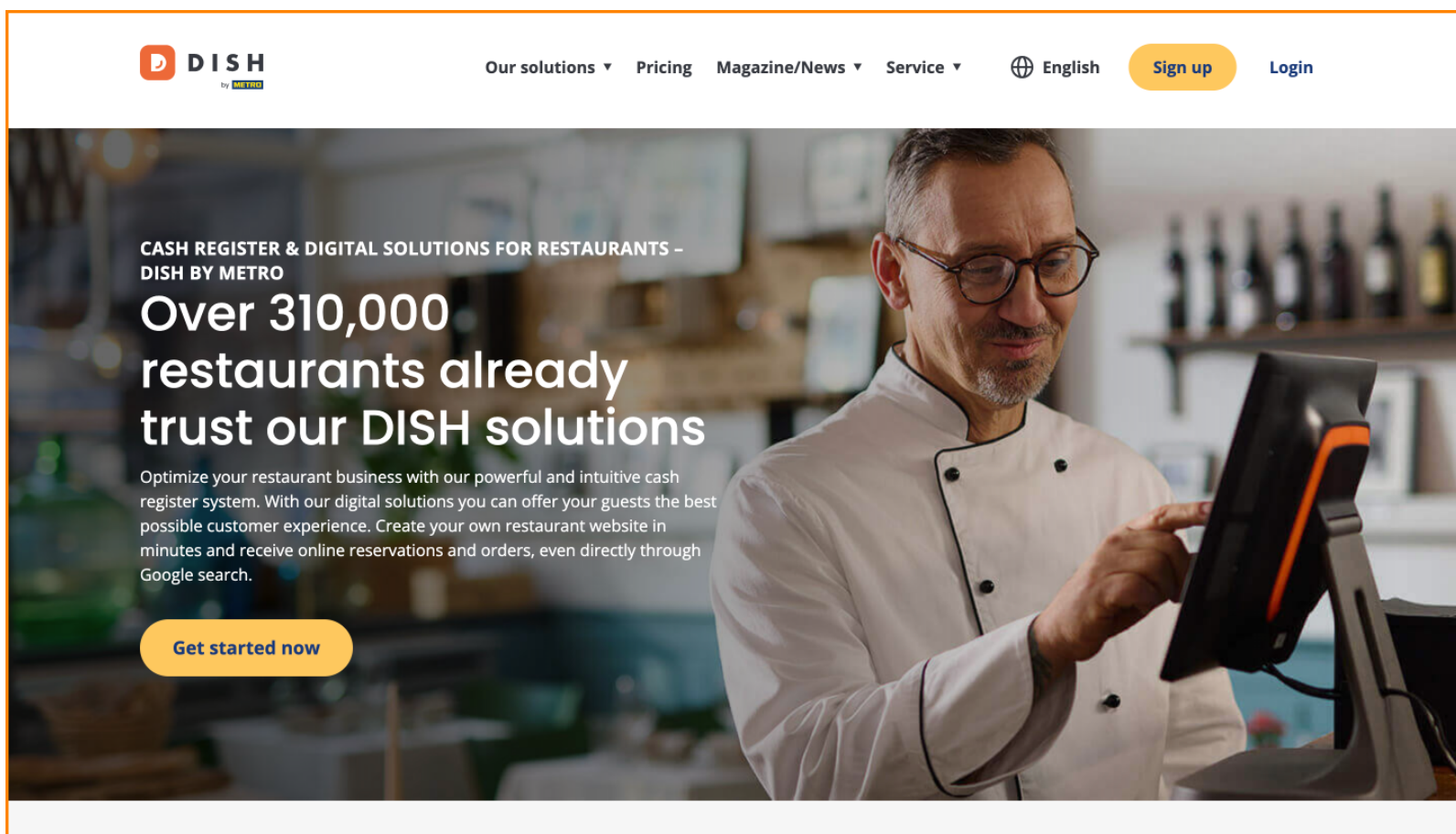




Benvenuti alla [homepage di dish.co](https://dish.co). In questo tutorial vi mostreremo come accedere a DISH Weblisting.





Per prima cosa clicca su **Accedi**.



[Our solutions](#) ▾

[Pricing](#)

[Magazine/News](#) ▾

[Service](#) ▾

[English](#)

[Sign up](#)

[Login](#)

CASH REGISTER & DIGITAL SOLUTIONS FOR RESTAURANTS -
DISH BY METRO

**Over 310,000
restaurants already
trust our DISH solutions**

Optimize your restaurant business with our powerful and intuitive cash register system. With our digital solutions you can offer your guests the best possible customer experience. Create your own restaurant website in minutes and receive online reservations and orders, even directly through Google search.

[Get started now](#)





Puoi quindi scegliere se effettuare l'accesso tramite il tuo **numero di cellulare** o **indirizzo email**.



English ▼

Sign-in to DISH

Please sign-in to your Dish account using your Mobile number or Email.

Username or email

Password

☐ Remember me

[Forgot Password?](#)

Log In

[No Account yet?](#)



Successivamente, inserisci le tue **credenziali** .

Sign-in to DISH

Please sign-in to your Dish account using your Mobile number or Email.

Mobile number

Email

[illegible]☐ Remember me

[Forgot Password?](#)

Log In

No Account yet?



E clicca su **Accedi** per continuare.

Sign-in to DISH

Please sign-in to your Dish account using your Mobile number or Email.

Mobile number

Email

training@dish.digital

Username or email

.....



Password

☐ Remember me

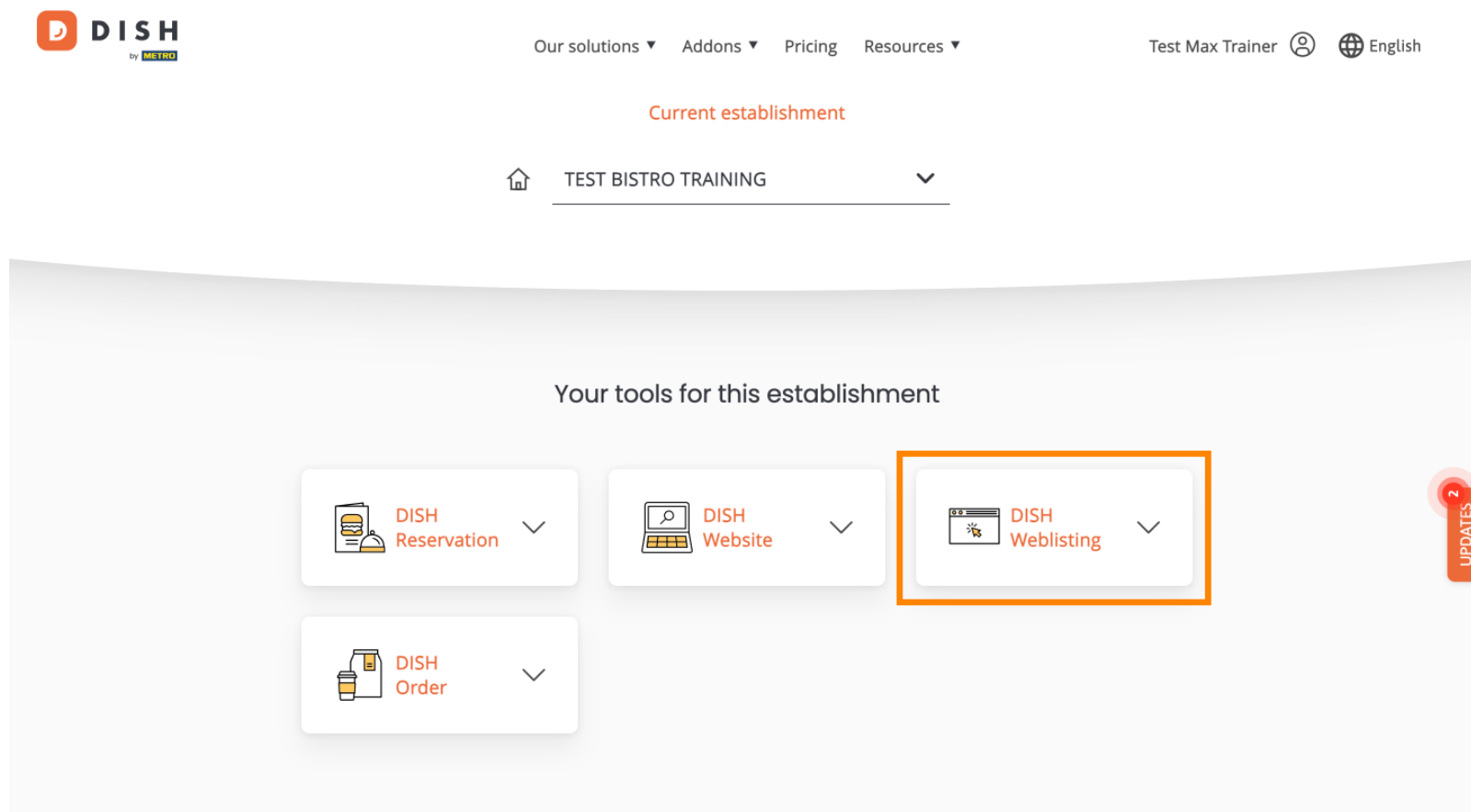
[Forgot Password?](#)

Log In

[No Account yet?](#)

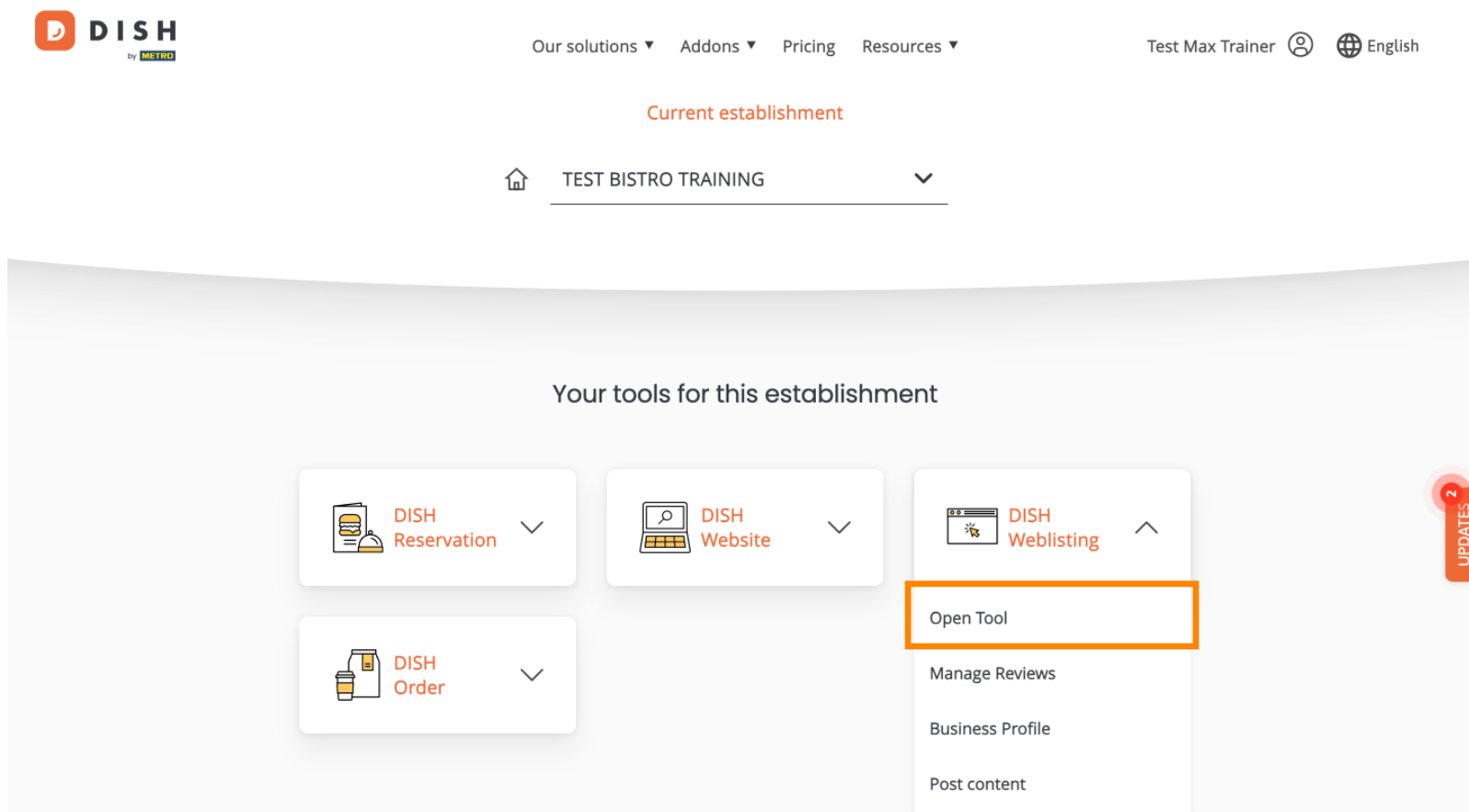


Una volta effettuato l'accesso, ti troverai nella tua dashboard. Da lì, clicca su **DISH Weblisting**.





Quindi fai clic su **Apri strumento** per aprire la dashboard di DISH Weblisting.





Ecco fatto. Hai completato il tutorial e ora sai come accedere a DISH Weblisting.

The screenshot shows the DISH Weblisting dashboard for a business named 'Cafe Porto' located at 'Am Schlagbaum 1'. The dashboard is divided into four main sections:

- Profile Completeness:** A circular progress indicator shows 100% completion. Below it is an orange button labeled 'UPDATE PROFILE'.
- Overall rating on Google:** Displays a 3.8 rating based on 10 reviews, represented by three full stars and two half stars. Below this is a 'Latest reviews tendency' chart showing the distribution of star ratings (5 stars to 1 star) and their respective counts (3 reviews for 5 stars, 3 for 4, 3 for 3, 1 for 2, and 0 for 1). An orange button labeled 'MANAGE REVIEWS' is at the bottom.
- Rating on other networks:** Shows a Google rating of 3.8/5 based on reviews. An orange button labeled 'HOW CAN I IMPROVE?' is at the bottom.
- Your business on Google:** Features a checkmark icon and the text 'Listing Active on Google'. It states: 'All is set up and your listing is managed by you. You don't need to do anything here.' Below this are links to 'View on Google Search' and 'View on Google Maps', and an orange button labeled 'Stop managing listing'.

The top navigation bar includes icons for DASHBOARD, PROFILE, REVIEWS, and POSTS. The bottom footer contains links for 'Contacts', 'Terms of use', 'Data privacy', and 'Cookie settings', along with the copyright notice '© Hospitality Digital 2020 - All rights reserved'.



Scansiona per andare al lettore interattivo