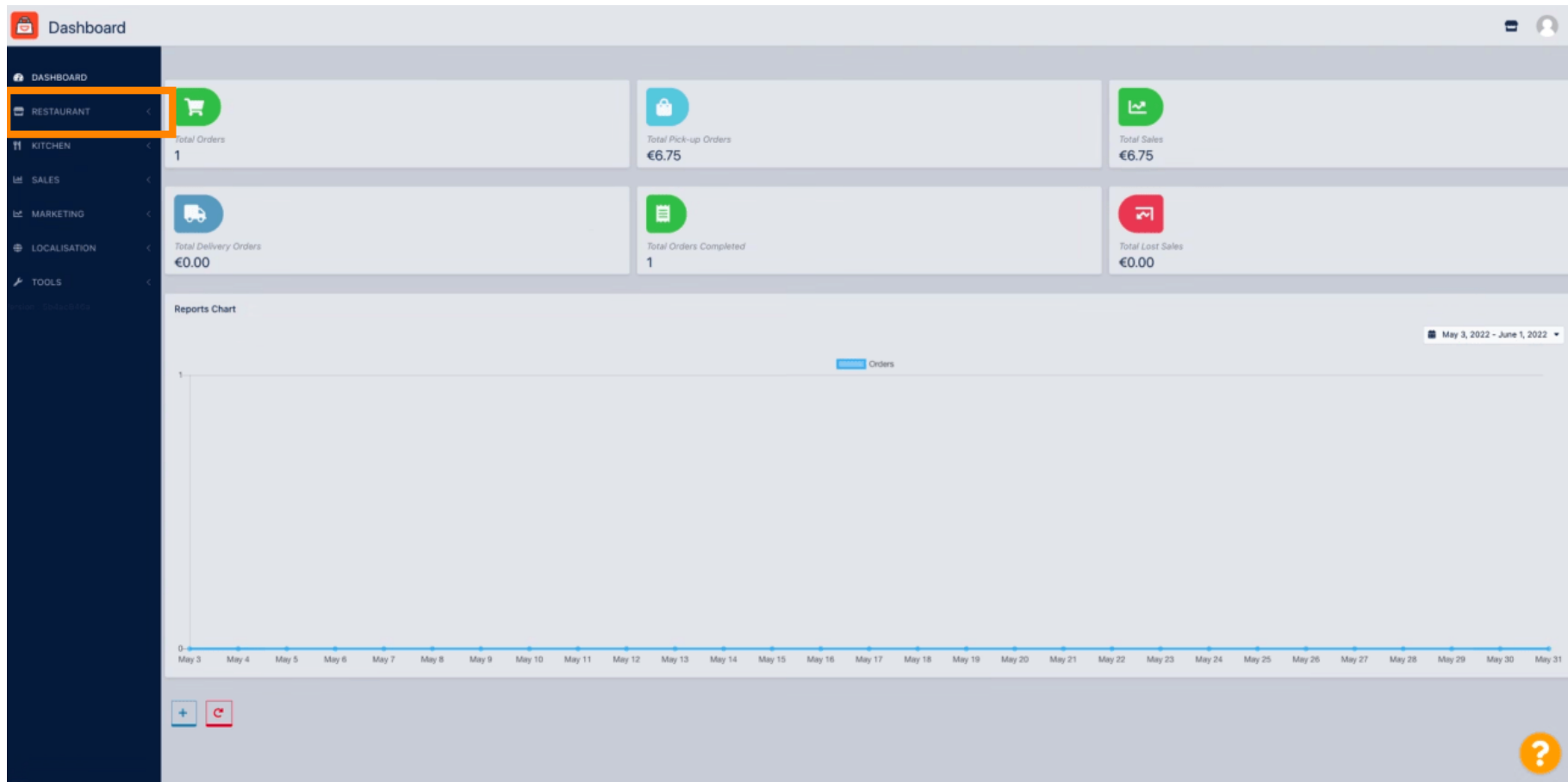


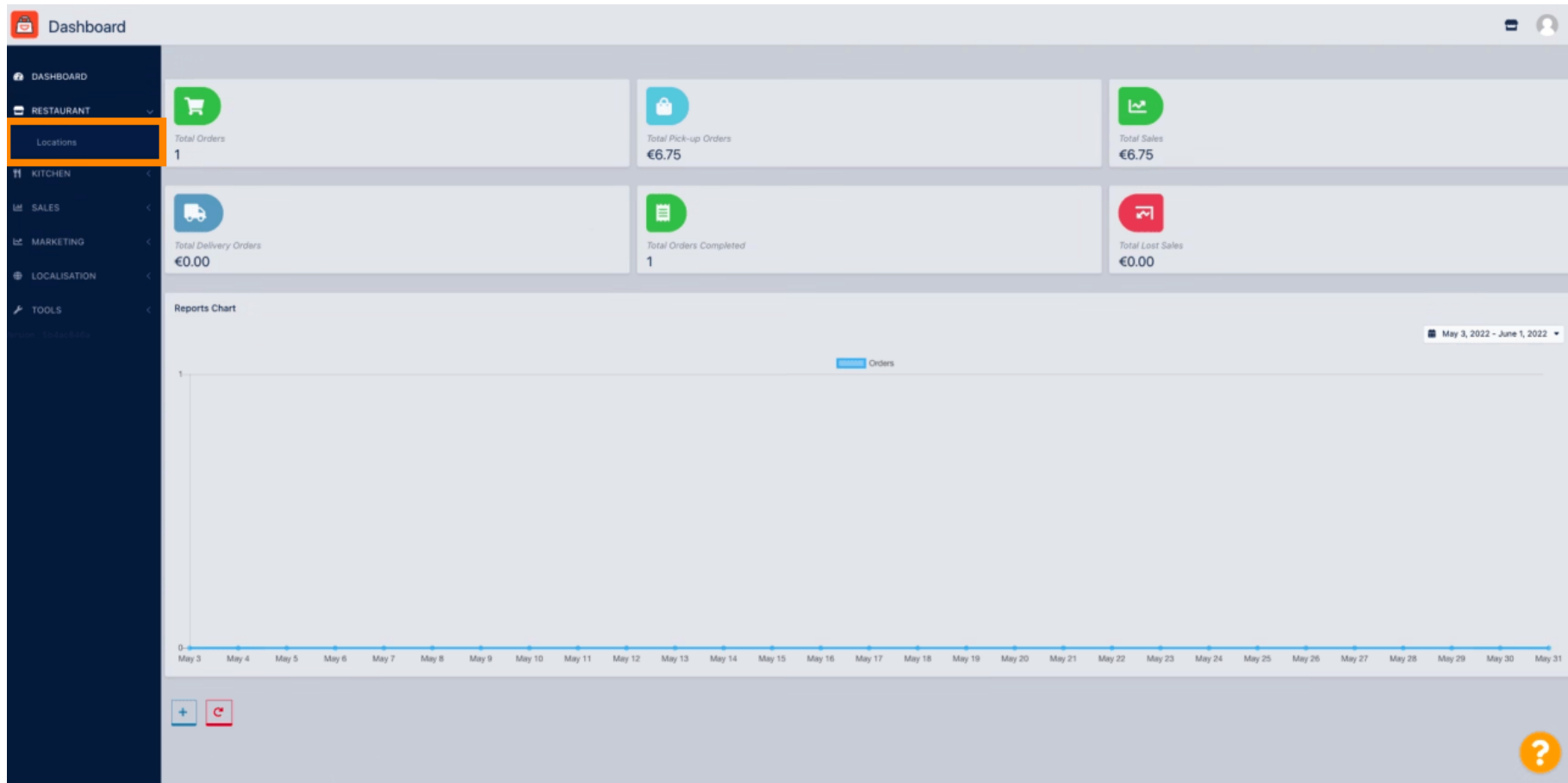


Sie befinden sich nun im Dashboard von DISH Order. Klicken Sie nun auf **RESTAURANT**.

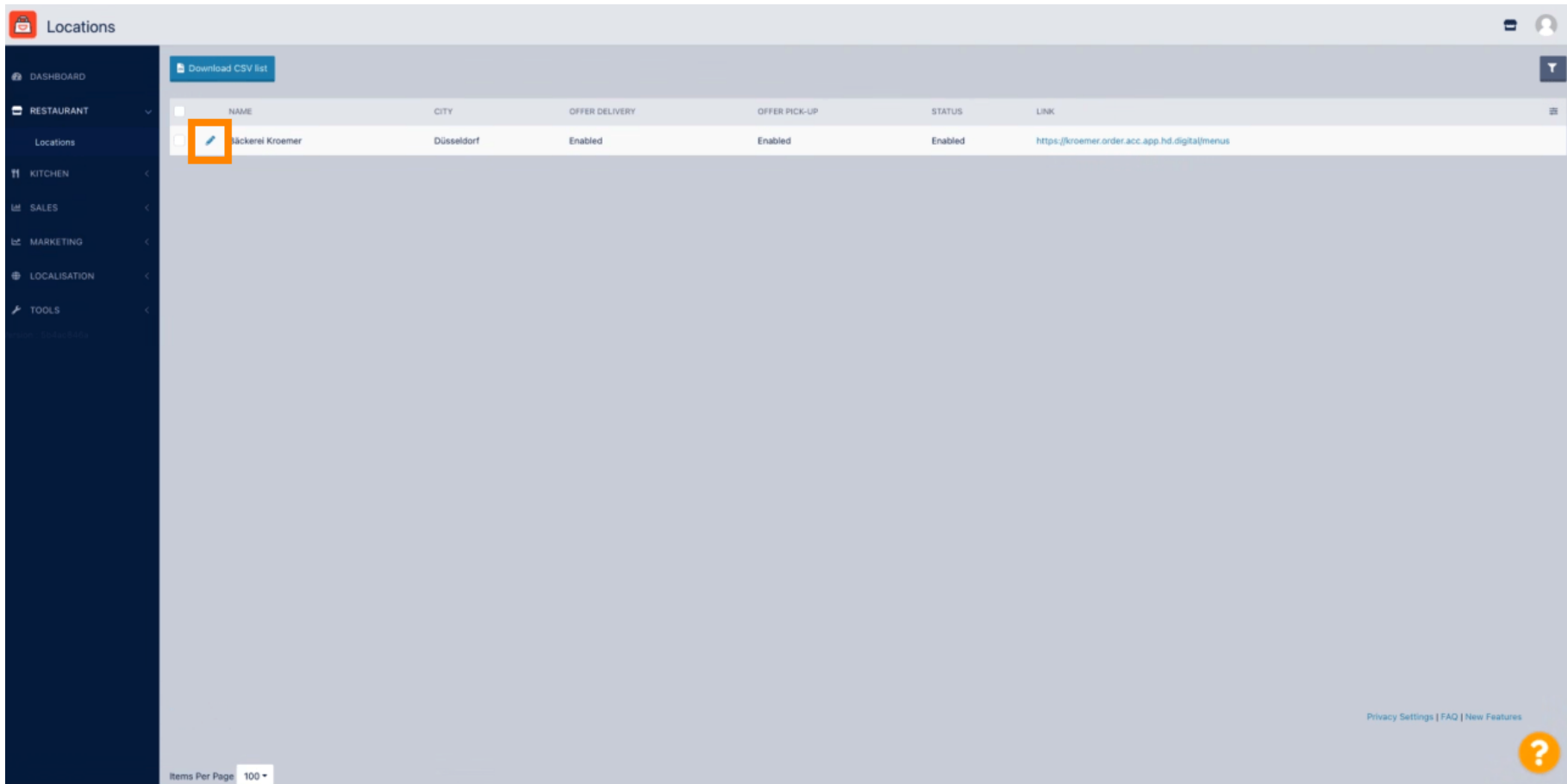




Wählen Sie „Standorte“ aus , um die Restaurantinformationen zu öffnen.




 Um Ihren Standort zu bearbeiten, klicken Sie auf das **Stiftsymbol**.



Locations

Download CSV list

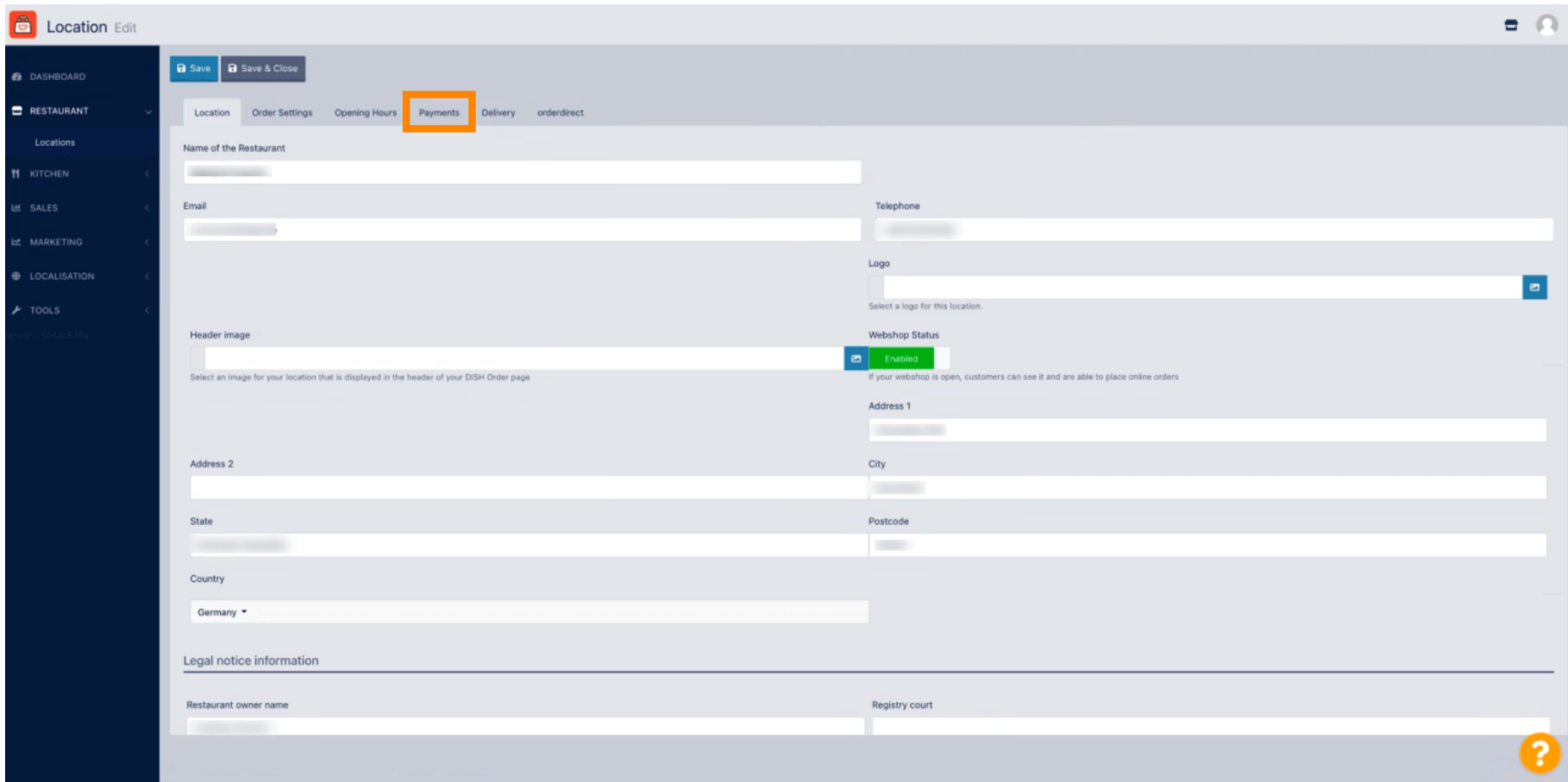
	NAME	CITY	OFFER DELIVERY	OFFER PICK-UP	STATUS	LINK
	Bäckerei Kroemer	Düsseldorf	Enabled	Enabled	Enabled	https://kroemer.order.acc.app.hd.digital/menu

Items Per Page: 100

Privacy Settings | FAQ | New Features



Klicken Sie dann auf **Zahlungen**.



The screenshot shows the 'Location Edit' interface in the DISH Order system. The 'Payments' tab is highlighted with an orange box. The form contains the following fields and sections:

- Location Edit** (Title)
- Save** and **Save & Close** buttons
- Tabs:** Location, Order Settings, Opening Hours, **Payments** (highlighted), Delivery, orderdirect
- Name of the Restaurant** (Text input)
- Email** (Text input)
- Telephone** (Text input)
- Logo** (Image upload button)
- Header image** (Image upload button)
- Webshop Status** (Toggle switch, currently **Enabled**)
- Address 1** (Text input)
- Address 2** (Text input)
- City** (Text input)
- State** (Text input)
- Postcode** (Text input)
- Country** (Dropdown menu, currently **Germany**)
- Legal notice information** (Section header)
- Restaurant owner name** (Text input)
- Registry court** (Text input)

A question mark icon is visible in the bottom right corner of the interface.



Scrollen Sie nun nach unten zu **PayPal -Zahlung** und wählen Sie „Onboarding starten“ aus .

Location Edit

Save Save & Close

Location Order Settings Opening Hours **Payments** Delivery orderdirect

Location Payment methods

Select the payment(s) available at this location.

- ☒ **Cash payment**
Accept cash payments in the restaurant or upon delivery
€ 0,00
Max order total, Total order value must be less than this to make this payment method active. Leave it empty or zero for unlimited amount.
- ☒ **Card payment in the restaurant**
Accept card payments in the restaurant
€ 0,00
Max order total, Total order value must be less than this to make this payment method active. Leave it empty or zero for unlimited amount.
- ☐ **Card payment upon delivery**
Accept card payments upon delivery
- ☐ **PayPal Payment**
Accept PayPal online payments on your webshop

DISH Order payment integrations

DISH Order allows official online payment integrations.
Please, start the onboarding processes and select all the payment methods your want to offer.

stripe Online payments offered via stripe
Start Onboarding

- ☐ **Online Payment**
HD pay Accept credit card payments using Stripe
€
Min order total, Total order value must reach before this payment method becomes active. Leave it empty or zero for unlimited amount.
- ☒ **PayPal payment**
Start Onboarding
- ☐ **Paypal**
Paypal Online Payment using HD Pay
€
Min order total, Total order value must reach before this payment method becomes active. Leave it empty or zero for unlimited amount.

?



Ein Popup-Fenster wird angezeigt, das Sie zum HD Pay-Onboarding-Prozess weiterleitet. Wählen Sie „OK“, um fortzufahren.

Location Edit

You will be redirected to HD Pay Onboarding process

Abbrechen OK

Save Save & Close

Location Order Settings Opening Hours **Payments** Delivery orderdirect

Location Payment methods

Select the payment(s) available at this location.

- ☒ **Cash payment**
Accept cash payments in the restaurant or upon delivery
€ 0,00
Max order total, Total order value must be less than this to make this payment method active. Leave it empty or zero for unlimited amount.
- ☒ **Card payment in the restaurant**
Accept card payments in the restaurant
€ 0,00
Max order total, Total order value must be less than this to make this payment method active. Leave it empty or zero for unlimited amount.
- ☐ **Card payment upon delivery**
Accept card payments upon delivery
- ☐ **PayPal Payment**
Accept PayPal online payments on your webshop

DISH Order payment integrations

DISH Order allows official online payment integrations.
Please, start the onboarding processes and select all the payment methods you want to offer.

Online payments offered via stripe

Start Onboarding

- ☐ **Online Payment**
HD pay Accept credit card payments using Stripe
€
Min order total, Total order value must reach before this payment method becomes active. Leave it empty or zero for unlimited amount.

PayPal payment

Start Onboarding

- ☐ **Paypal**
Paypal Online Payment using HD Pay
€
Min order total, Total order value must reach before this payment method becomes active. Leave it empty or zero for unlimited amount.

?



Geben Sie Ihre **E-Mail-Adresse** und **Ihr Land** ein .



Connect a PayPal account
to start accepting
payments on Test Store

It's free to connect, whether you have an
existing PayPal account, or want to create a
new account.

Email

[Redacted email address]

Country or region

United States



Next



Um fortzufahren, klicken Sie auf **Weiter**.



Connect a PayPal account
to start accepting
payments on Test Store

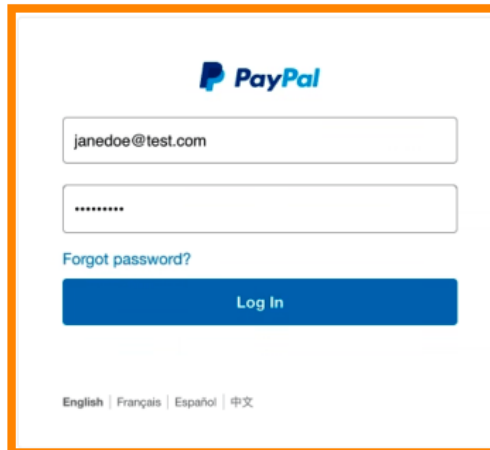
It's free to connect, whether you have an
existing PayPal account, or want to create a
new account.

Email
janedoe@test.com

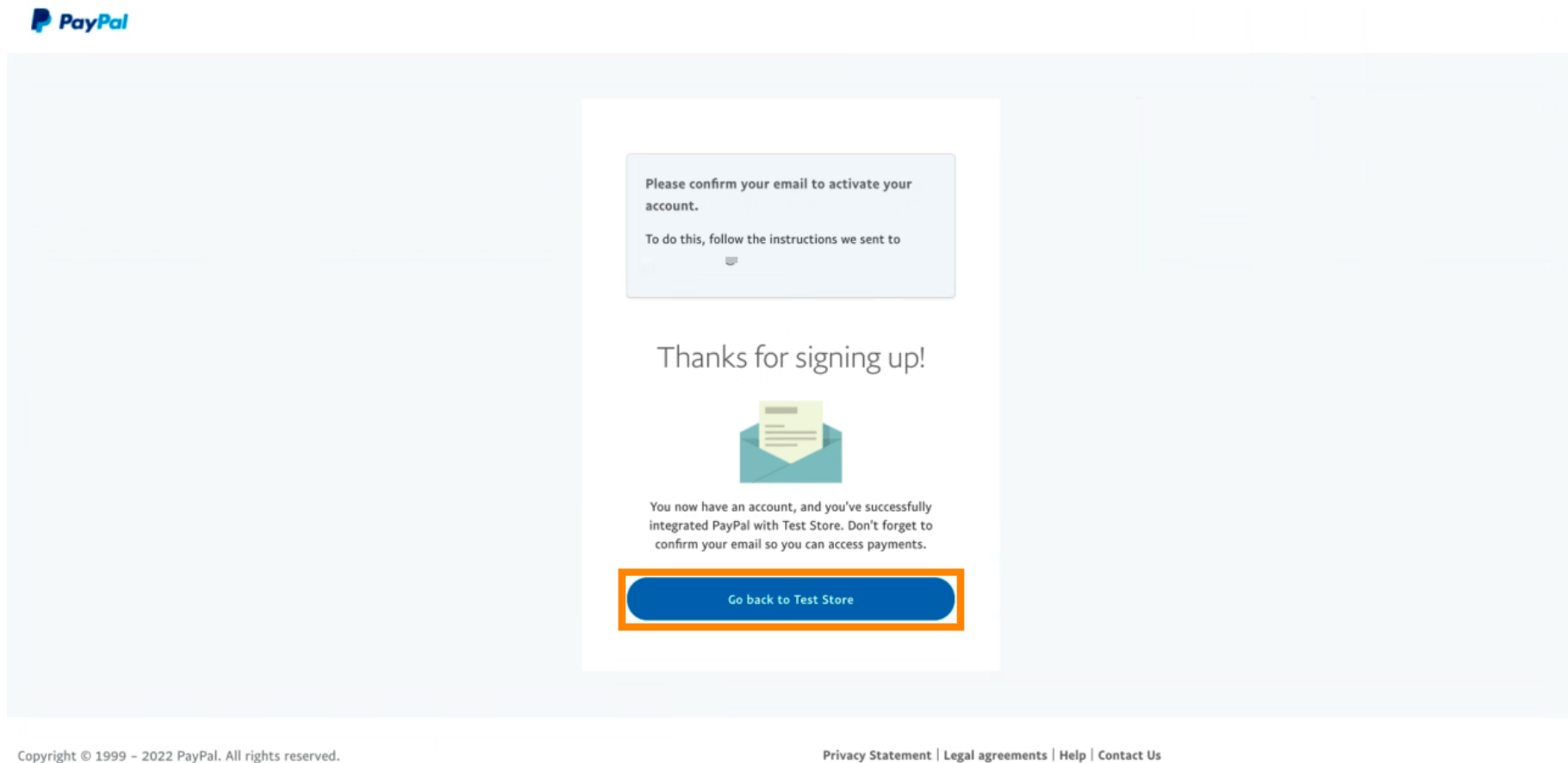
Country or region
United States

Next

 Geben Sie nun Ihre **Zugangsdaten** ein und klicken Sie auf **Anmelden**.

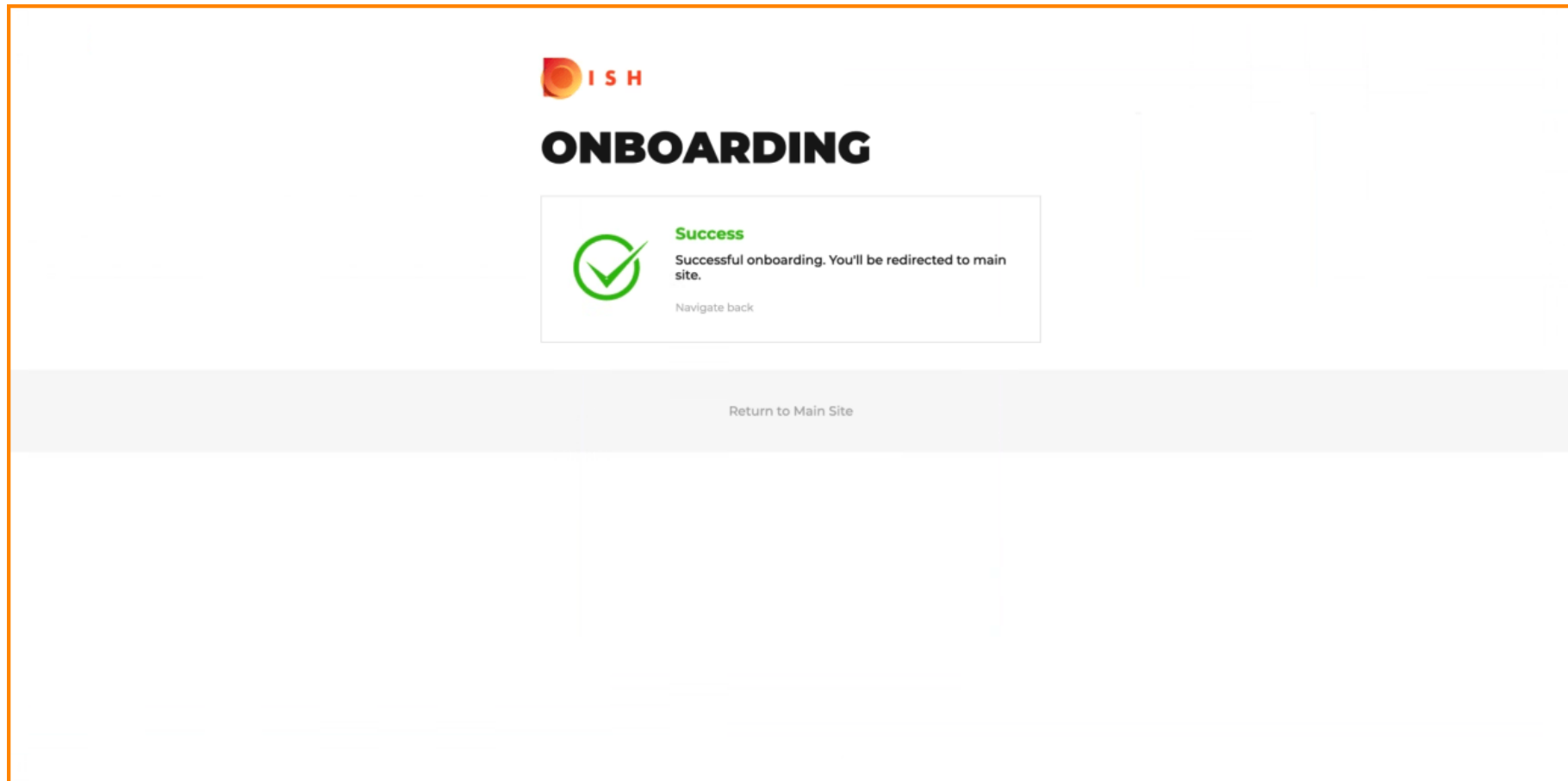
A screenshot of the PayPal login interface, enclosed in an orange border. At the top is the PayPal logo. Below it are two input fields: the first contains the email address 'janedoe@test.com' and the second contains a masked password '*****'. Below the password field is a link that says 'Forgot password?'. Underneath is a blue button with the text 'Log In'. At the bottom of the form, there are links for 'English', 'Français', 'Español', and '中文'.

 Ihr PayPal-Konto ist nun in den Shop integriert. Klicken Sie auf **die Schaltfläche**, um fortzufahren.



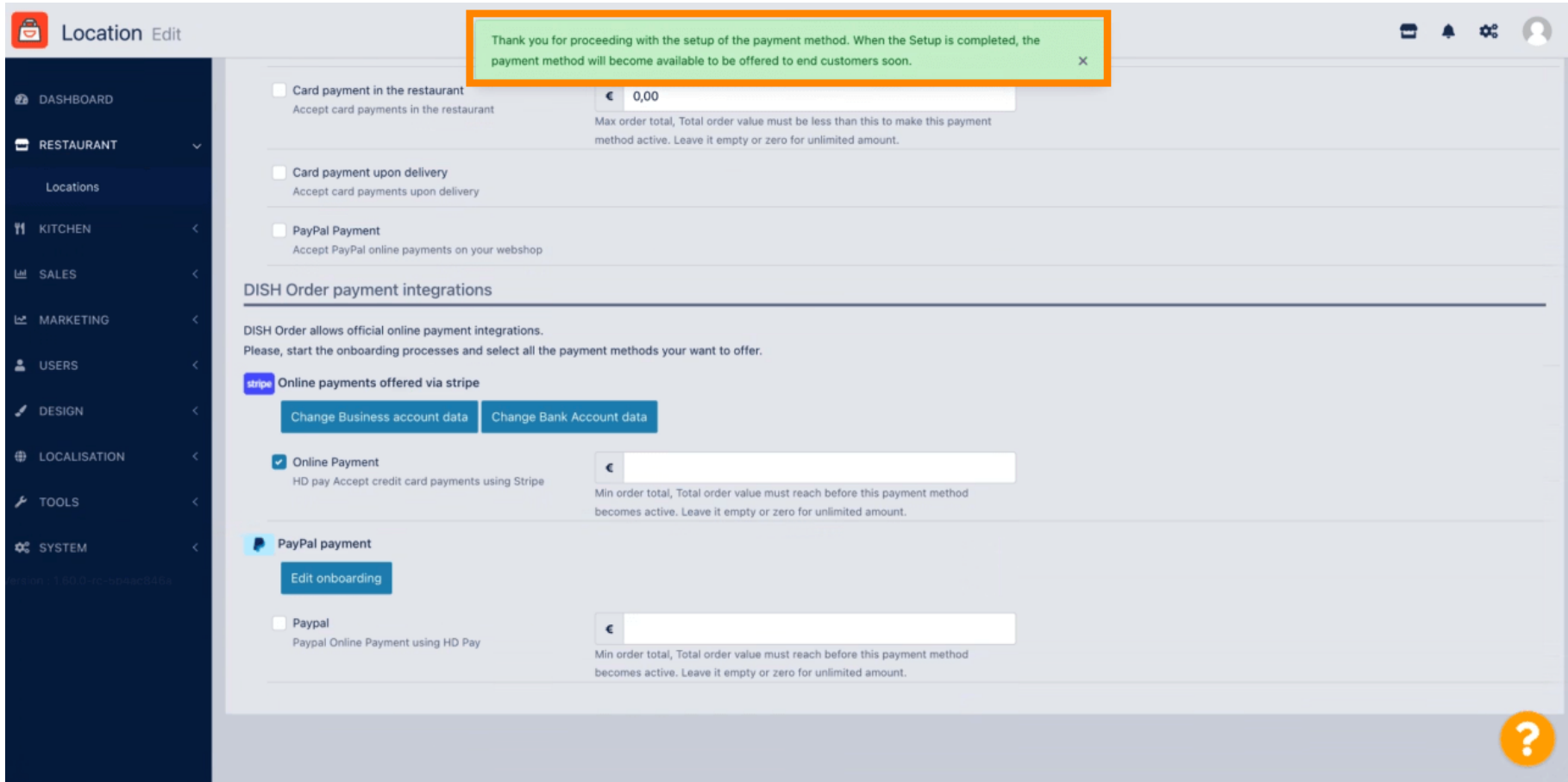


Ihr Onboarding-Prozess war erfolgreich. Sie werden automatisch zur Hauptseite weitergeleitet.





Sie haben PayPal erfolgreich mit HD Pay integriert.



Location Edit

Thank you for proceeding with the setup of the payment method. When the Setup is completed, the payment method will become available to be offered to end customers soon.

☐ Card payment in the restaurant
Accept card payments in the restaurant
€ 0,00
Max order total, Total order value must be less than this to make this payment method active. Leave it empty or zero for unlimited amount.

☐ Card payment upon delivery
Accept card payments upon delivery

☐ PayPal Payment
Accept PayPal online payments on your webshop

DISH Order payment integrations

DISH Order allows official online payment integrations.
Please, start the onboarding processes and select all the payment methods your want to offer.

stripe Online payments offered via stripe
Change Business account data Change Bank Account data

☒ Online Payment
HD pay Accept credit card payments using Stripe
€
Min order total, Total order value must reach before this payment method becomes active. Leave it empty or zero for unlimited amount.

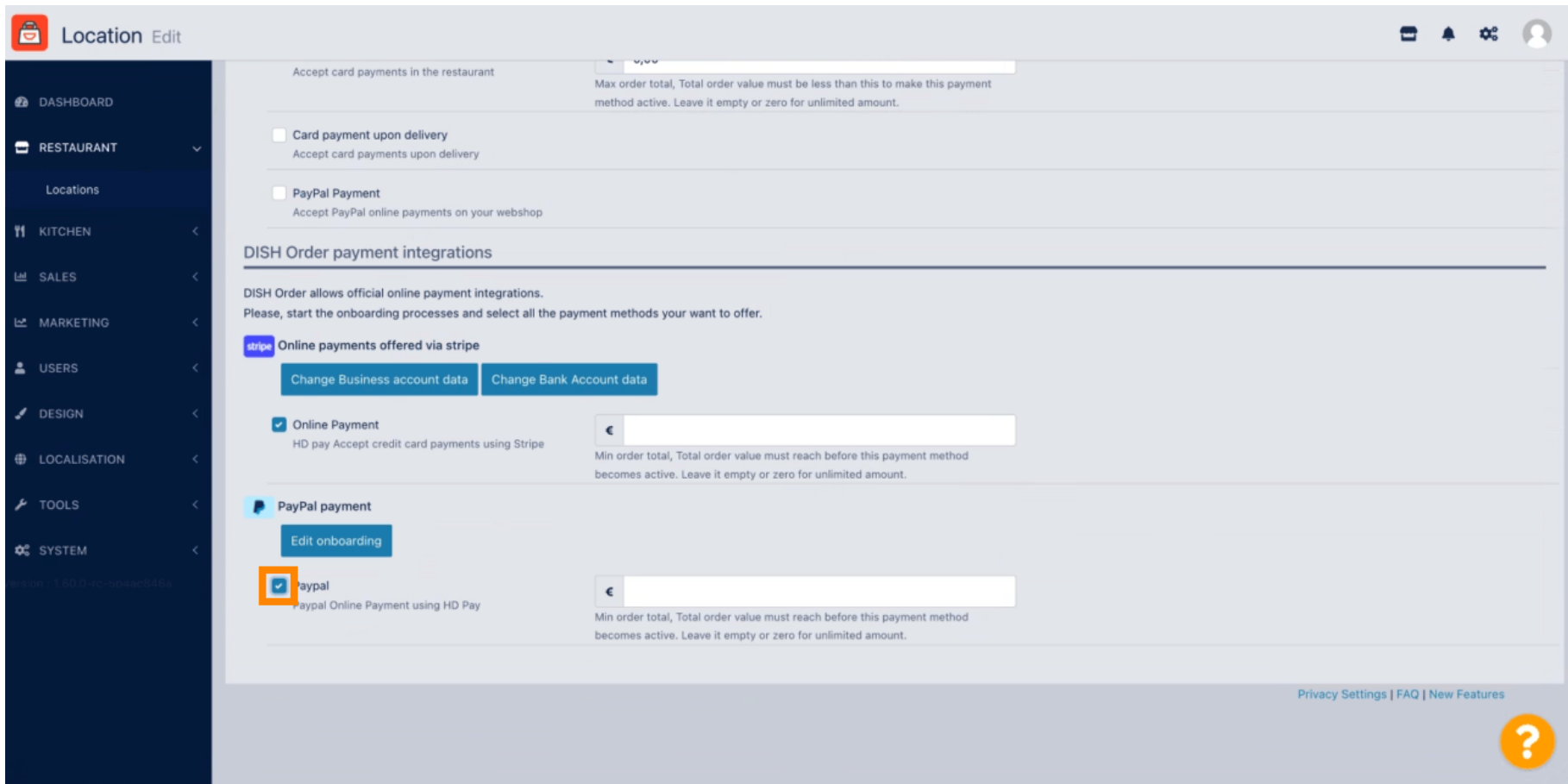
PayPal payment
Edit onboarding

☐ Paypal
Paypal Online Payment using HD Pay
€
Min order total, Total order value must reach before this payment method becomes active. Leave it empty or zero for unlimited amount.

?



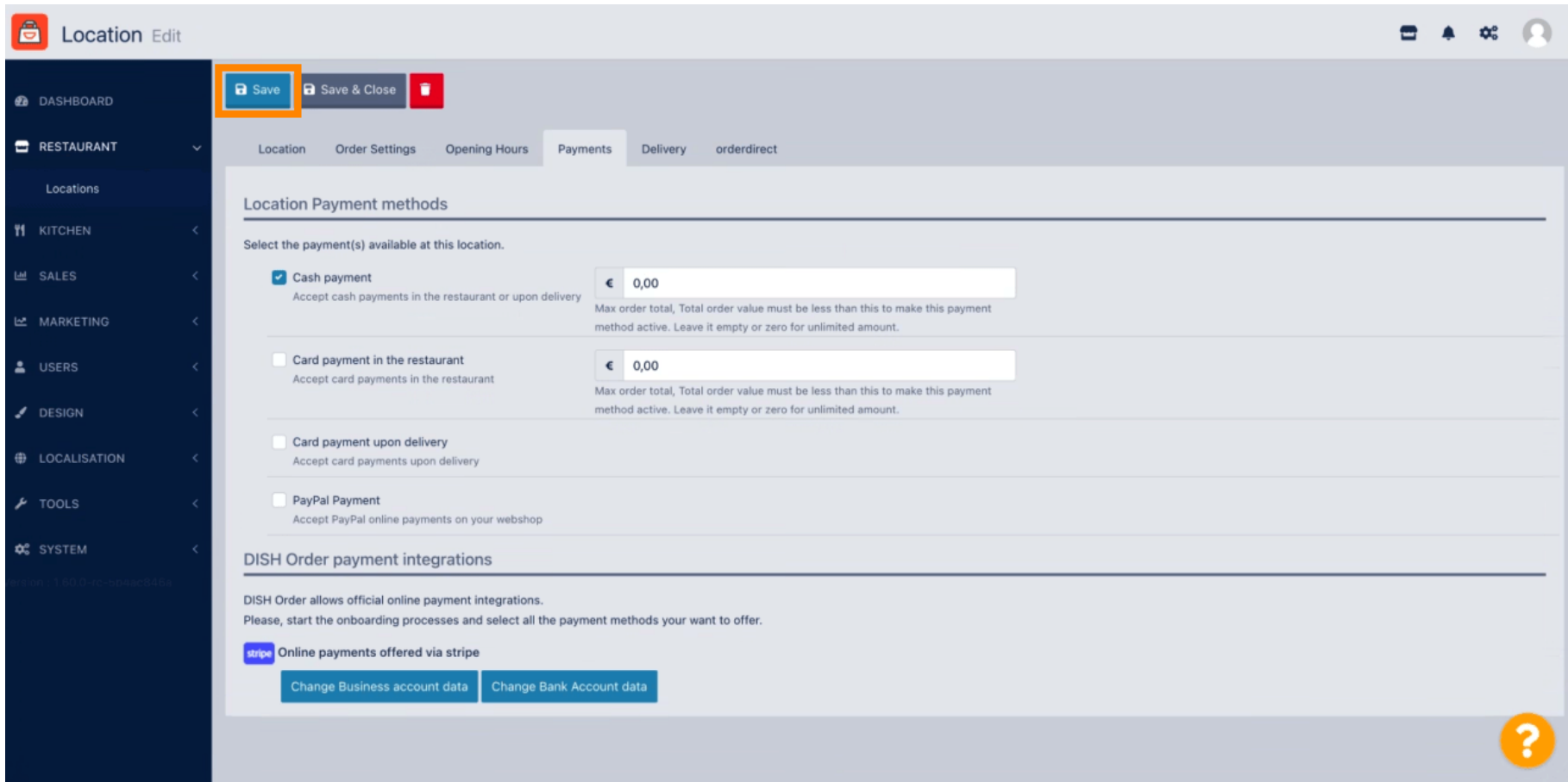
Scrollen Sie nun nach unten zur PayPal-Zahlung und aktivieren Sie die Zahlungsart durch Anklicken des **Kontrollkästchens**.



The screenshot shows the 'Location Edit' interface in the DISH Order system. The left sidebar contains navigation links: DASHBOARD, RESTAURANT, Locations, KITCHEN, SALES, MARKETING, USERS, DESIGN, LOCALISATION, TOOLS, and SYSTEM. The main content area is titled 'Location Edit' and includes a 'Location' dropdown menu. Below this, there are sections for 'Accept card payments in the restaurant' and 'Accept card payments upon delivery'. The 'PayPal Payment' section is highlighted with an orange box, showing a checkbox labeled 'PayPal Payment' and a description 'Accept PayPal online payments on your webshop'. Below this, the 'DISH Order payment integrations' section is visible, which includes a heading 'DISH Order allows official online payment integrations. Please, start the onboarding processes and select all the payment methods your want to offer.' Under this heading, there are two sections: 'Online payments offered via stripe' and 'PayPal payment'. The 'PayPal payment' section is highlighted with an orange box, showing a checkbox labeled 'PayPal payment' and a description 'Paypal Online Payment using HD Pay'. The checkbox is currently unchecked. The 'PayPal payment' section also includes a button labeled 'Edit onboarding' and a text input field for the minimum order total.



Klicken Sie anschließend auf **Speichern** , um die Änderungen zu übernehmen.



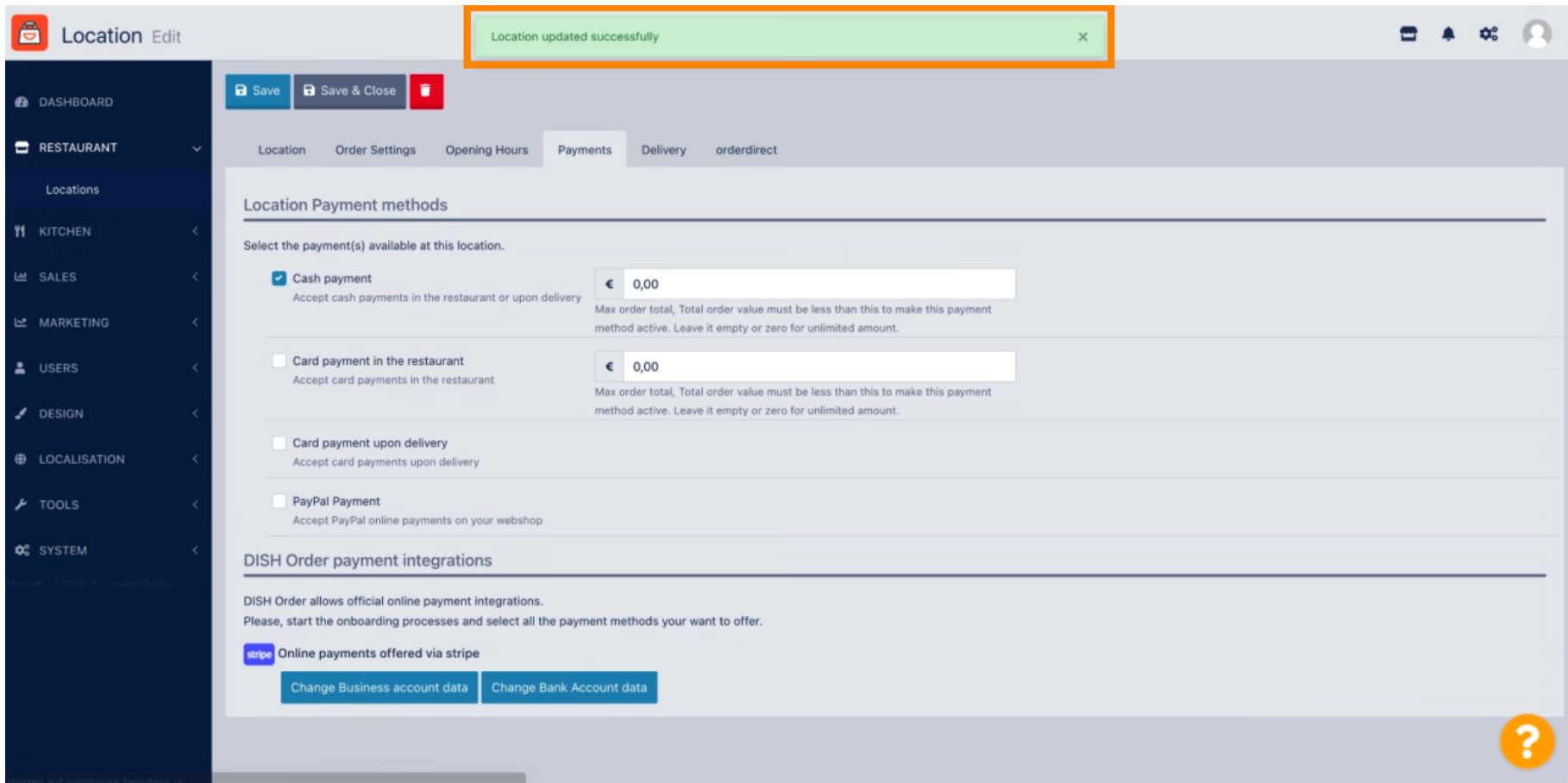
The screenshot shows the 'Location Edit' interface in the DISH Order system. The left sidebar contains a navigation menu with options: DASHBOARD, RESTAURANT (expanded), KITCHEN, SALES, MARKETING, USERS, DESIGN, LOCALISATION, TOOLS, and SYSTEM. The 'RESTAURANT' section is expanded, showing 'Locations'. The main content area is titled 'Location Edit' and has a top bar with 'Save' (highlighted with an orange box), 'Save & Close', and a red delete icon. Below this is a tabbed interface with 'Location', 'Order Settings', 'Opening Hours', 'Payments' (selected), 'Delivery', and 'orderdirect'. The 'Payments' tab is titled 'Location Payment methods' and contains the following options:

- ☒ **Cash payment**
Accept cash payments in the restaurant or upon delivery
Max order total, Total order value must be less than this to make this payment method active. Leave it empty or zero for unlimited amount. (€ 0,00)
- ☐ **Card payment in the restaurant**
Accept card payments in the restaurant
Max order total, Total order value must be less than this to make this payment method active. Leave it empty or zero for unlimited amount. (€ 0,00)
- ☐ **Card payment upon delivery**
Accept card payments upon delivery
- ☐ **PayPal Payment**
Accept PayPal online payments on your webshop

Below these is a section titled 'DISH Order payment integrations' with the text: 'DISH Order allows official online payment integrations. Please, start the onboarding processes and select all the payment methods you want to offer.' Under this, there is a 'stripe' logo and the text 'Online payments offered via stripe', followed by two buttons: 'Change Business account data' and 'Change Bank Account data'. A red question mark icon is visible in the bottom right corner of the interface.



Es erscheint ein grünes Popup-Fenster. Die Integration der PayPal-Methode war erfolgreich.



Location Edit

Location updated successfully

Save **Save & Close**

Location Order Settings Opening Hours **Payments** Delivery orderdirect

Location Payment methods

Select the payment(s) available at this location.

☒ **Cash payment**
Accept cash payments in the restaurant or upon delivery
€ 0,00
Max order total, Total order value must be less than this to make this payment method active. Leave it empty or zero for unlimited amount.


☐ **Card payment in the restaurant**
Accept card payments in the restaurant
€ 0,00
Max order total, Total order value must be less than this to make this payment method active. Leave it empty or zero for unlimited amount.

☐ **Card payment upon delivery**
Accept card payments upon delivery


☐ **PayPal Payment**
Accept PayPal online payments on your webshop

DISH Order payment integrations

DISH Order allows official online payment integrations.
Please, start the onboarding processes and select all the payment methods you want to offer.

 **Online payments offered via stripe**

[Change Business account data](#) [Change Bank Account data](#)





Scannen, um zum interaktiven Player zu gelangen