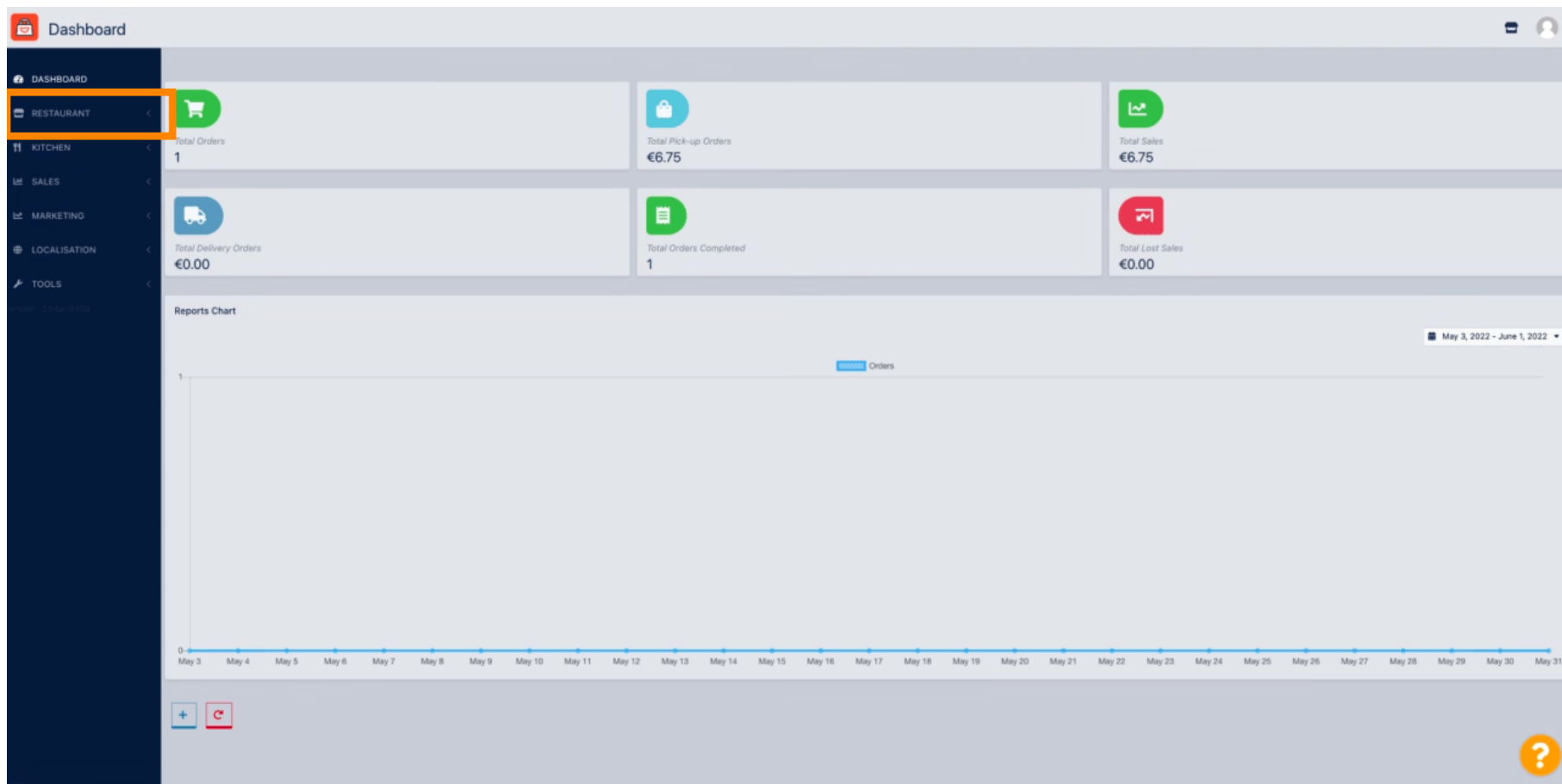


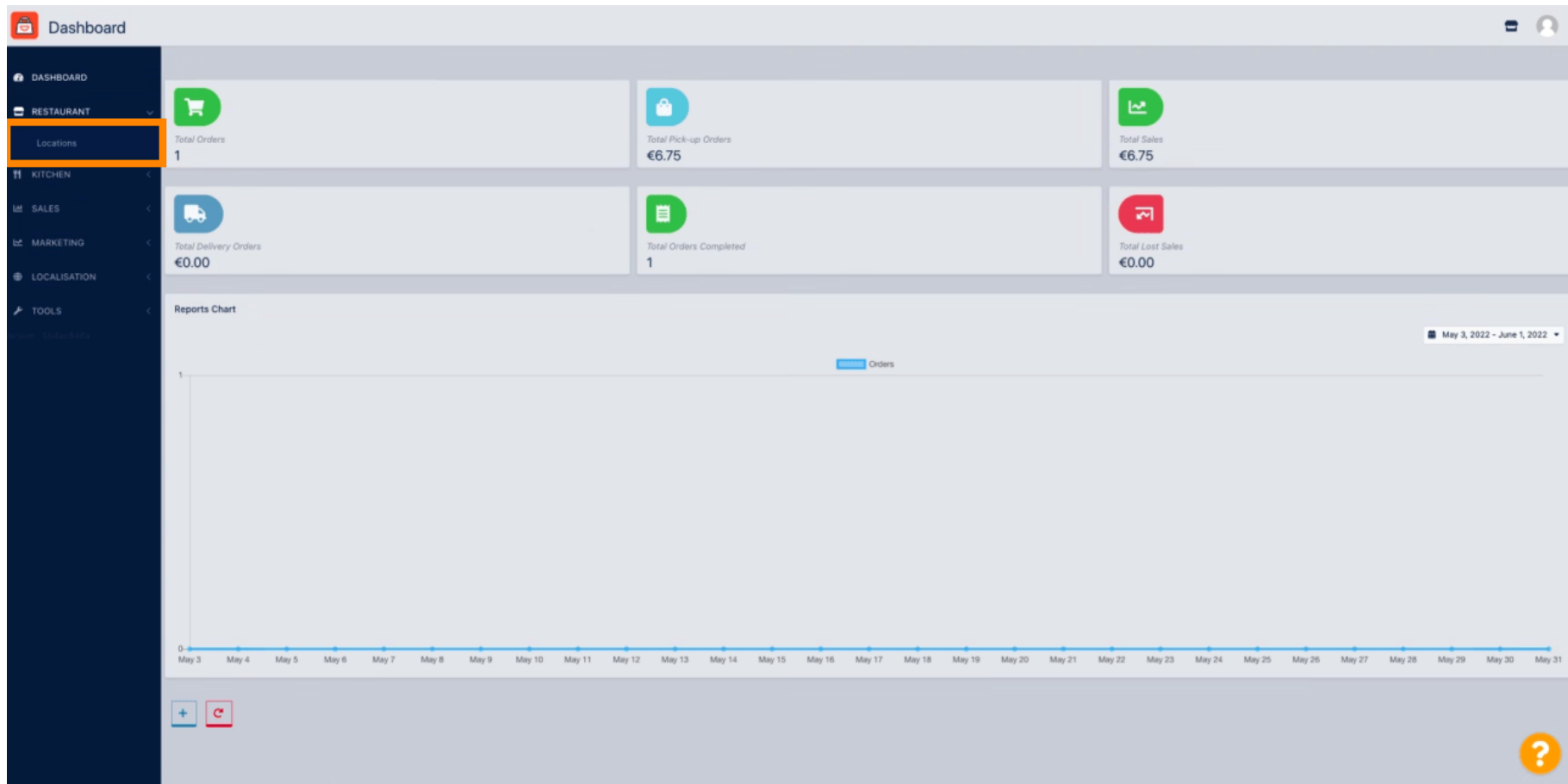


Vous êtes maintenant sur le tableau de bord de DISH Order. Cliquez ensuite sur **RESTAURANT**.



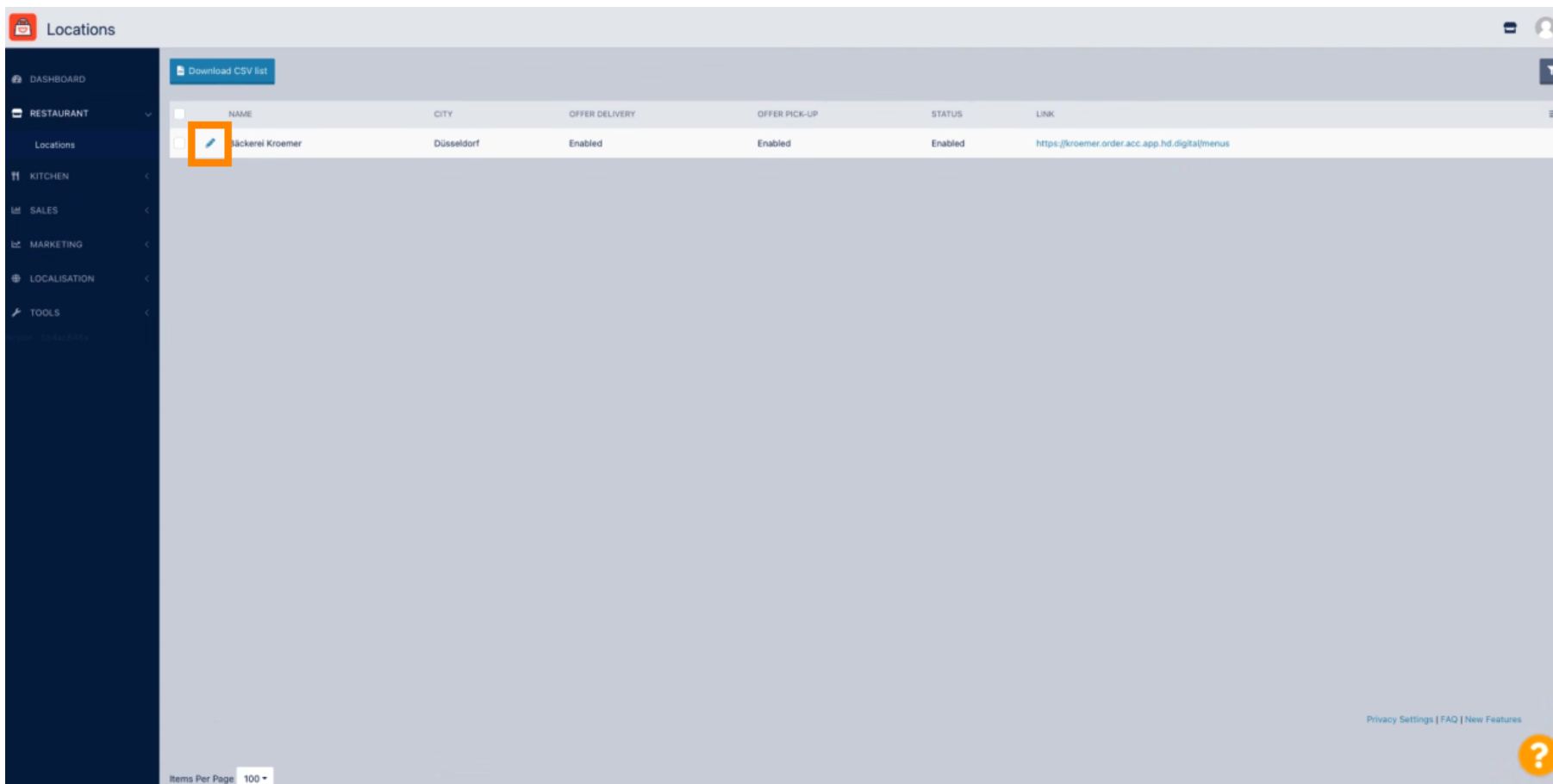


Sélectionnez **Emplacements** pour ouvrir les informations sur les restaurants.





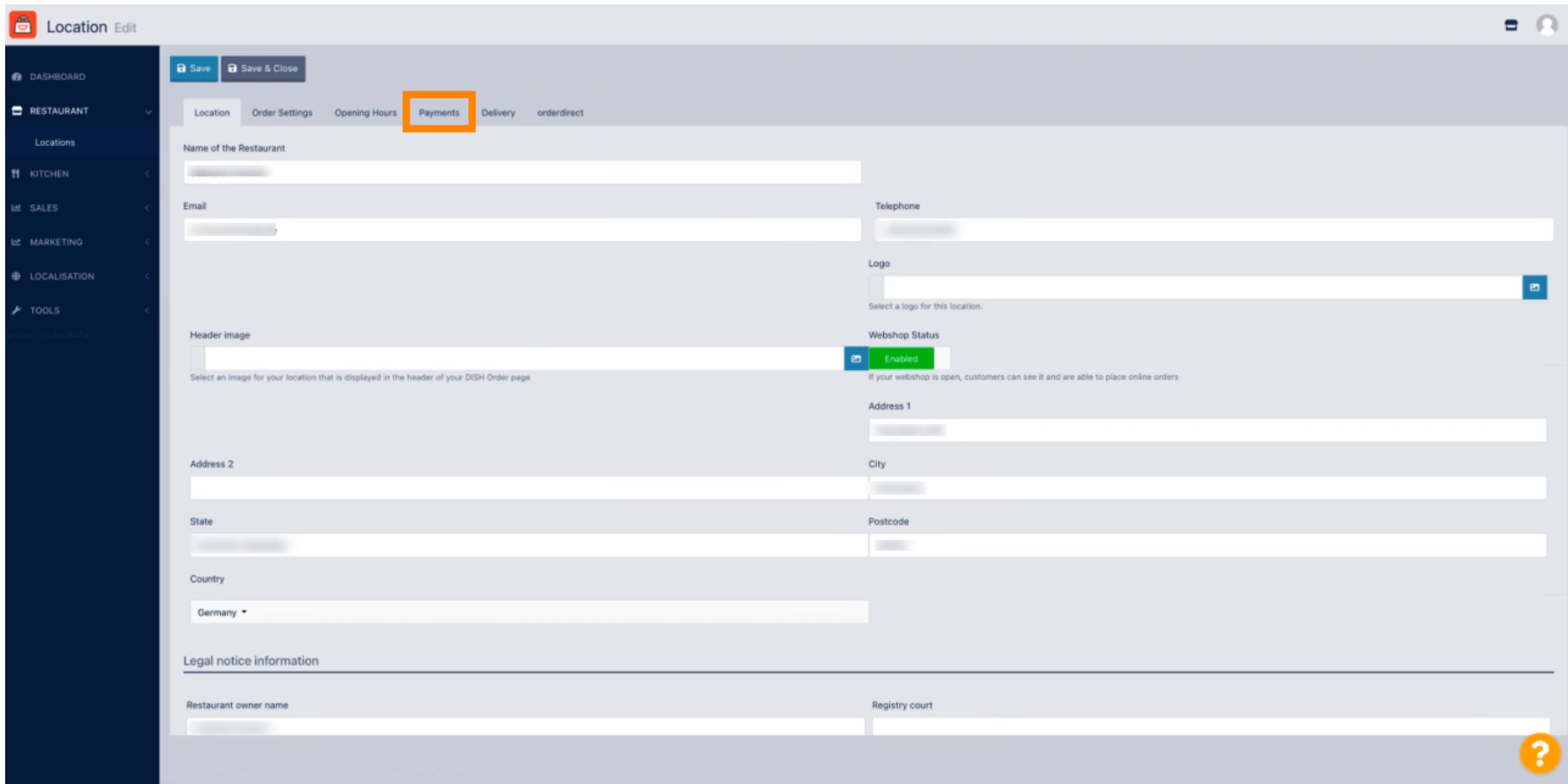
Pour modifier votre emplacement, cliquez sur l' **icône en forme de crayon** .



NAME	CITY	OFFER DELIVERY	OFFER PICK-UP	STATUS	LINK
Bäckerei Kroemer	Düsseldorf	Enabled	Enabled	Enabled	https://kroemer.order.acc.app.hd.digital/menu



Cliquez ensuite sur **Paie**ments .



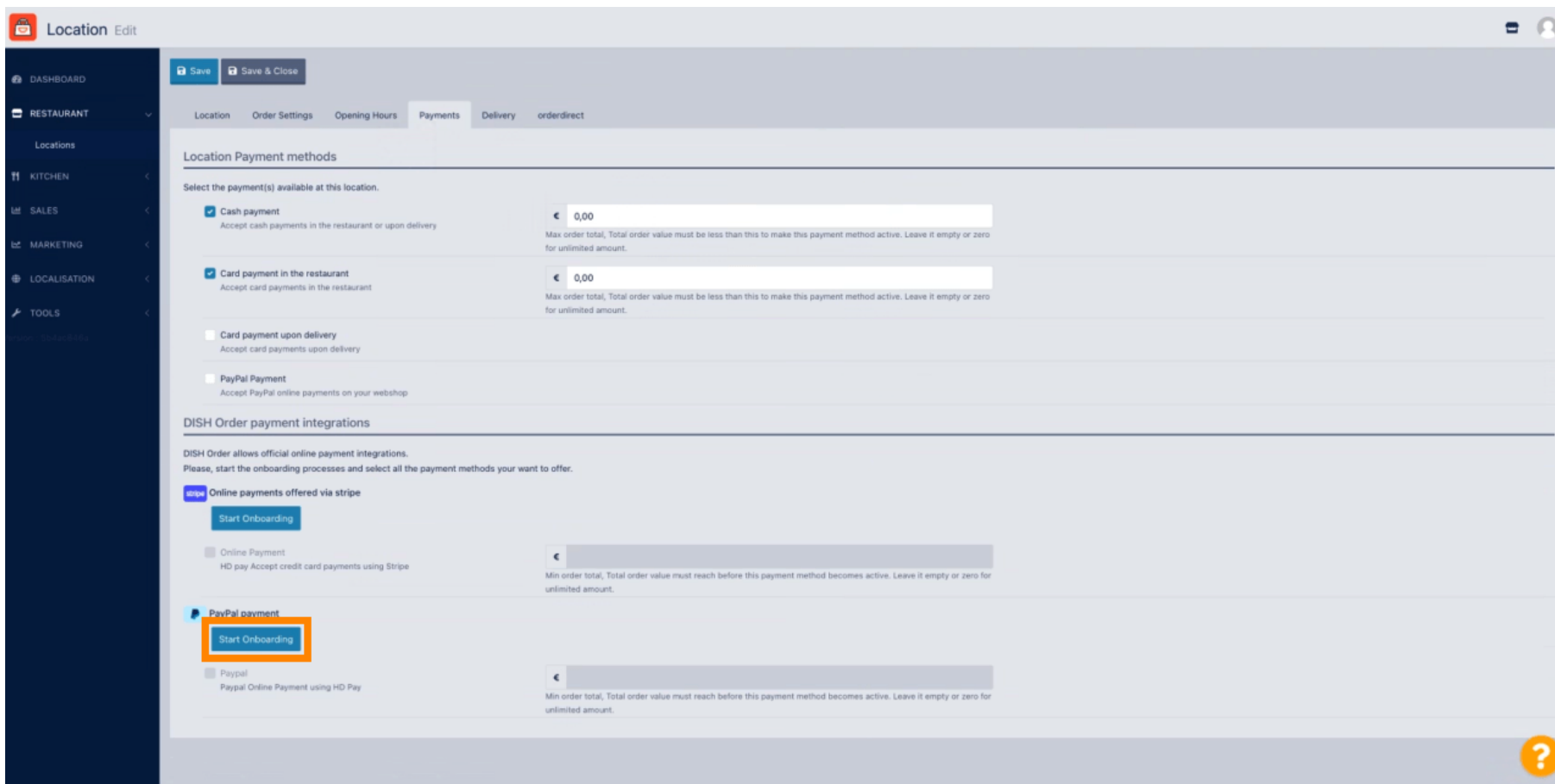
The screenshot shows the 'Location Edit' interface in the DISH system. The 'Payments' tab is highlighted with an orange box. The form contains the following fields:

- Name of the Restaurant**: Text input field.
- Email**: Text input field.
- Telephone**: Text input field.
- Logo**: Image upload field with a blue button.
- Header image**: Image upload field with a blue button. Below it, a note says: "Select an image for your location that is displayed in the header of your DISH Order page".
- Webshop Status**: A green button labeled "Enabled" with a blue icon. Below it, a note says: "If your webshop is open, customers can see it and are able to place online orders".
- Address 1**: Text input field.
- City**: Text input field.
- State**: Text input field.
- Postcode**: Text input field.
- Country**: A dropdown menu showing "Germany".
- Legal notice information**: A section header.
- Restaurant owner name**: Text input field.
- Registry court**: Text input field.

At the bottom right, there is an orange circle with a white question mark.



Faites maintenant défiler jusqu'au **paiement PayPal** et sélectionnez **Démarrer l'intégration**.



The screenshot shows the 'Location Edit' interface in the DISH system. The left sidebar contains navigation links: DASHBOARD, RESTAURANT, Locations, KITCHEN, SALES, MARKETING, LOCALISATION, and TOOLS. The main content area has tabs for Location, Order Settings, Opening Hours, Payments, Delivery, and orderdirect. The 'Payments' tab is active, showing 'Location Payment methods' and 'DISH Order payment integrations'.

Location Payment methods

Select the payment(s) available at this location.

- ☒ **Cash payment**
Accept cash payments in the restaurant or upon delivery
€ 0,00
Max order total, Total order value must be less than this to make this payment method active. Leave it empty or zero for unlimited amount.
- ☒ **Card payment in the restaurant**
Accept card payments in the restaurant
€ 0,00
Max order total, Total order value must be less than this to make this payment method active. Leave it empty or zero for unlimited amount.
- ☐ **Card payment upon delivery**
Accept card payments upon delivery
- ☐ **PayPal Payment**
Accept PayPal online payments on your webshop

DISH Order payment integrations

DISH Order allows official online payment integrations.
Please, start the onboarding processes and select all the payment methods your want to offer.

Online payments offered via stripe

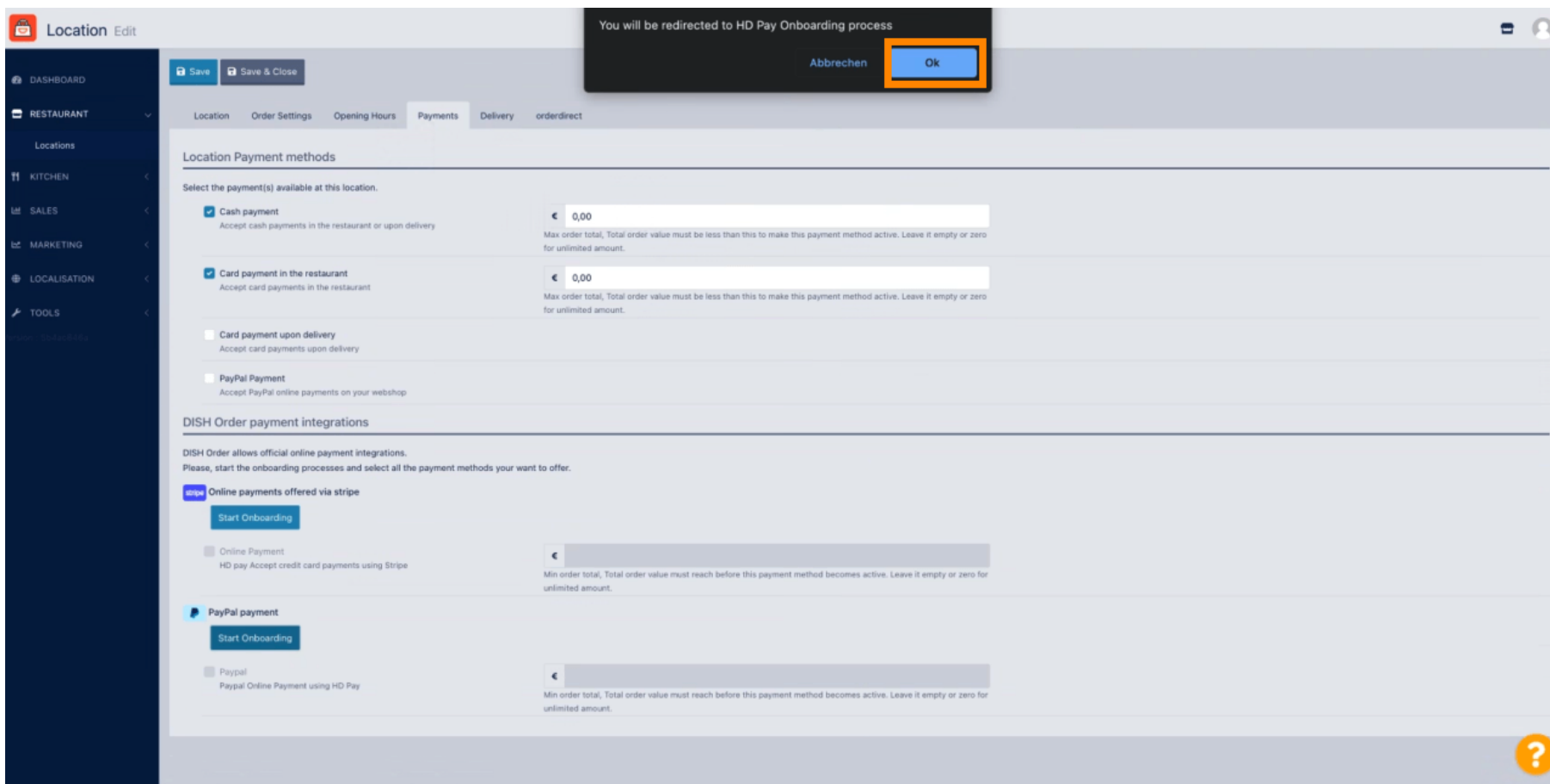
Start Onboarding

- ☐ **Online Payment**
HD pay Accept credit card payments using Stripe
€
Min order total, Total order value must reach before this payment method becomes active. Leave it empty or zero for unlimited amount.
- ☒ **Paypal payment**
Start Onboarding
☐ **Paypal**
Paypal Online Payment using HD Pay
€
Min order total, Total order value must reach before this payment method becomes active. Leave it empty or zero for unlimited amount.

A red box highlights the 'Start Onboarding' button for the 'Paypal payment' integration. A red question mark icon is visible in the bottom right corner.



Une fenêtre contextuelle s'affichera pour vous rediriger vers le processus d'intégration HD Pay. Cliquez sur **OK** pour continuer.



The screenshot shows the 'Location Edit' interface with a dark sidebar on the left containing navigation links: DASHBOARD, RESTAURANT, Locations, KITCHEN, SALES, MARKETING, LOCALISATION, and TOOLS. The main content area has tabs for Location, Order Settings, Opening Hours, Payments, Delivery, and orderdirect. The 'Payments' tab is active, displaying 'Location Payment methods' and 'DISH Order payment integrations'.

Location Payment methods:

- ☒ **Cash payment**
Accept cash payments in the restaurant or upon delivery
€ 0,00
Max order total, Total order value must be less than this to make this payment method active. Leave it empty or zero for unlimited amount.
- ☒ **Card payment in the restaurant**
Accept card payments in the restaurant
€ 0,00
Max order total, Total order value must be less than this to make this payment method active. Leave it empty or zero for unlimited amount.
- ☐ **Card payment upon delivery**
Accept card payments upon delivery
- ☐ **PayPal Payment**
Accept PayPal online payments on your webshop

DISH Order payment integrations:

DISH Order allows official online payment integrations.
Please, start the onboarding processes and select all the payment methods you want to offer.

stripe Online payments offered via stripe

Start Onboarding

- ☐ **Online Payment**
HD pay Accept credit card payments using Stripe
€
Min order total, Total order value must reach before this payment method becomes active. Leave it empty or zero for unlimited amount.
- ☒ **PayPal payment**

Start Onboarding

- ☐ **Paypal**
Paypal Online Payment using HD Pay
€
Min order total, Total order value must reach before this payment method becomes active. Leave it empty or zero for unlimited amount.

A modal dialog at the top right states: 'You will be redirected to HD Pay Onboarding process'. It contains two buttons: 'Abbrechen' and 'OK' (highlighted with an orange border).



Entrez votre **adresse email** et **votre pays** .



Connect a PayPal account
to start accepting
payments on Test Store

It's free to connect, whether you have an
existing PayPal account, or want to create a
new account.

Email

Country or region

United States



Next



Pour continuer, cliquez sur **Suivant** .



Connect a PayPal account
to start accepting
payments on Test Store

It's free to connect, whether you have an
existing PayPal account, or want to create a
new account.

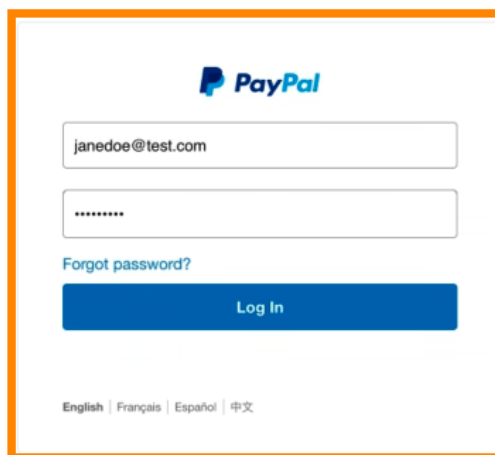
Email
janedoe@test.com

Country or region
United States

Next



Entrez maintenant vos données **de connexion** et cliquez sur **Connexion**.



PayPal

janedoe@test.com

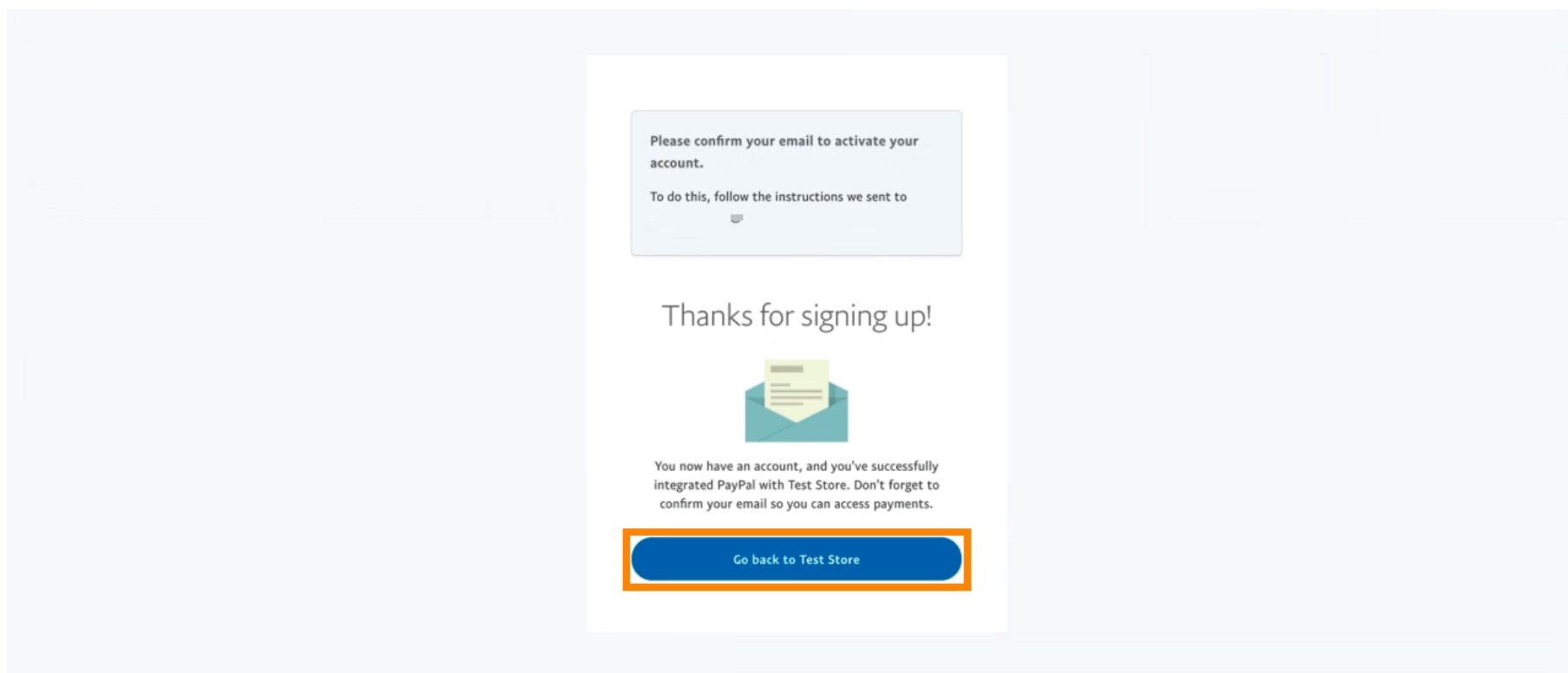
[Forgot password?](#)

[Log In](#)

[English](#) | [Français](#) | [Español](#) | [中文](#)

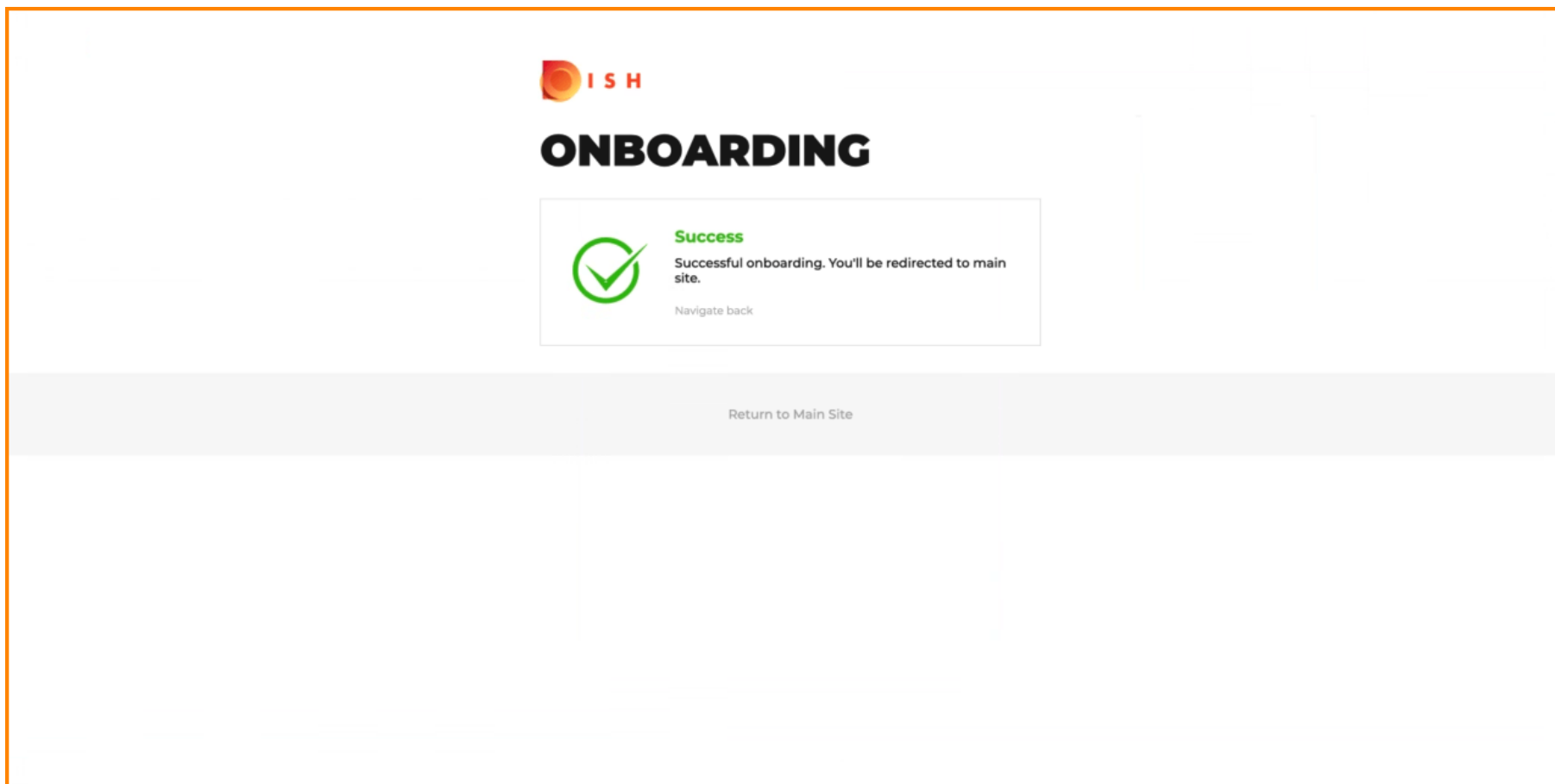


Votre compte PayPal est désormais intégré à la boutique. Cliquez sur **le bouton** pour continuer.



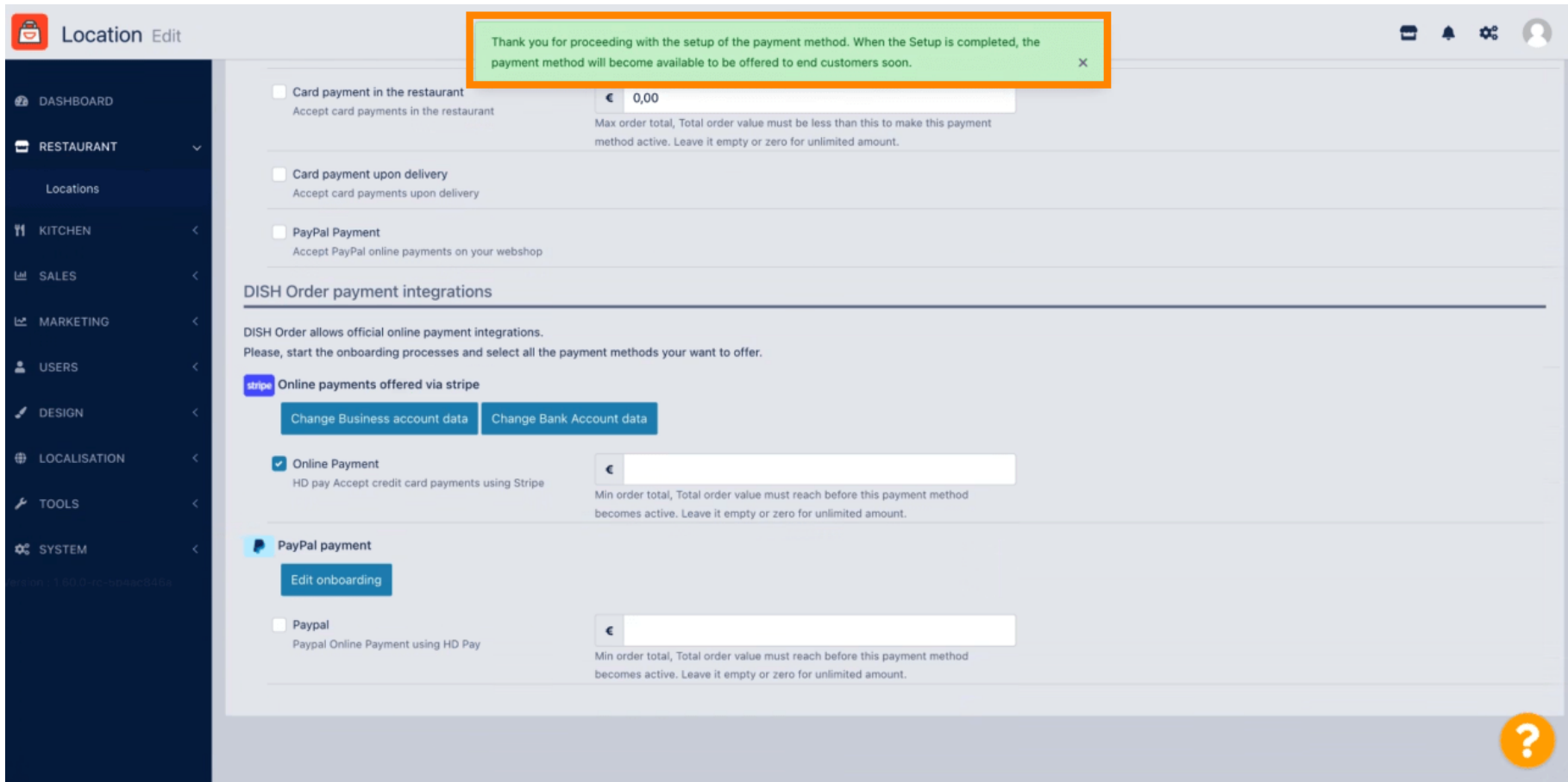


Votre intégration a réussi. Vous serez automatiquement redirigé vers le site principal.





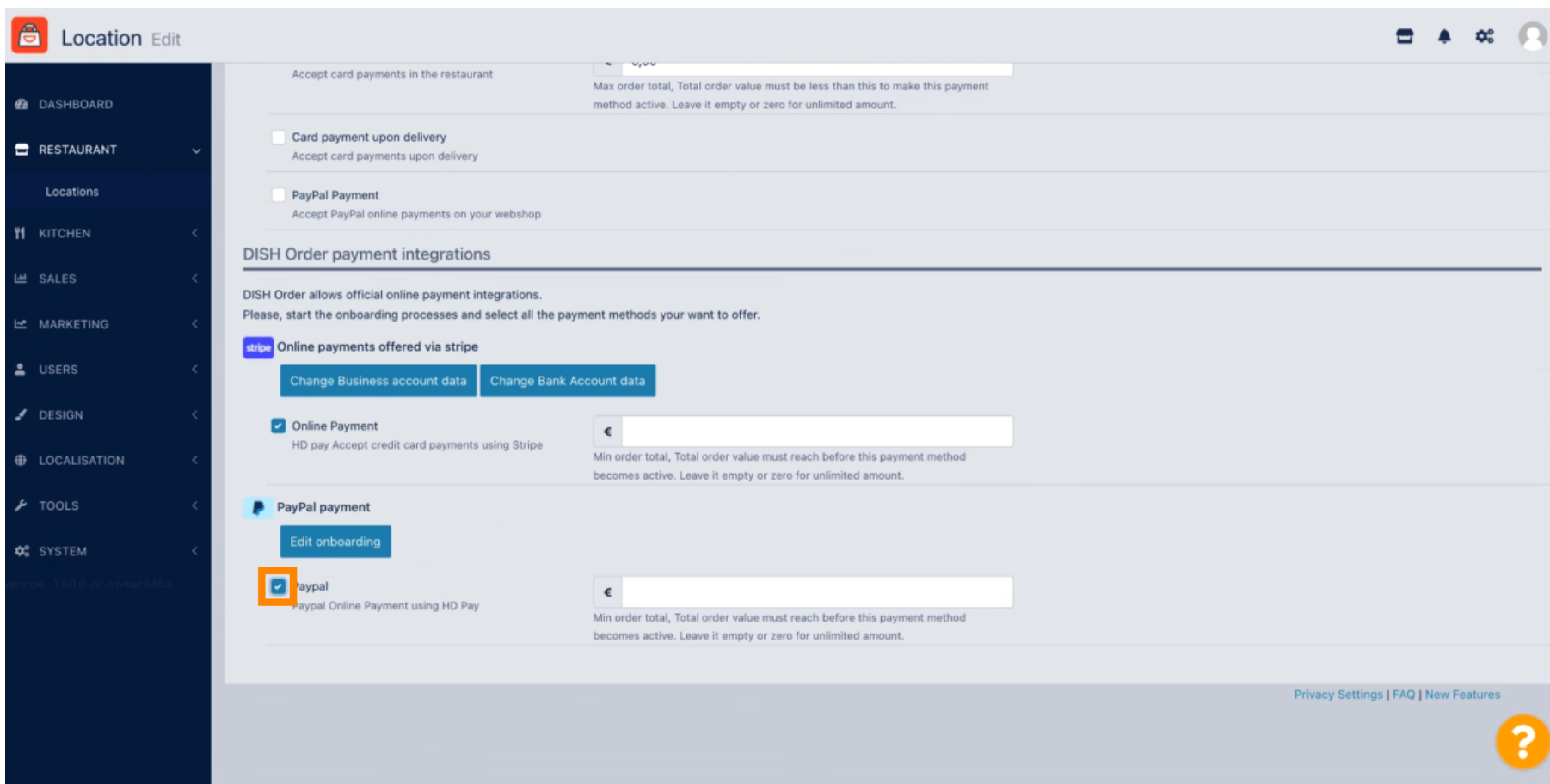
Vous avez intégré PayPal avec succès en utilisant HD Pay.



The screenshot shows the 'Location Edit' page in the DISH system. A green notification box at the top states: 'Thank you for proceeding with the setup of the payment method. When the Setup is completed, the payment method will become available to be offered to end customers soon.' The page features a sidebar with navigation options: DASHBOARD, RESTAURANT (selected), KITCHEN, SALES, MARKETING, USERS, DESIGN, LOCALISATION, TOOLS, and SYSTEM. The main content area is titled 'Location Edit' and contains several payment integration settings. Under 'DISH Order payment integrations', there are sections for 'Online payments offered via stripe' (with buttons for 'Change Business account data' and 'Change Bank Account data'), 'Online Payment' (checked, with a minimum order value field), 'PayPal payment' (with an 'Edit onboarding' button), and 'Paypal' (unchecked, with a minimum order value field). A question mark icon is visible in the bottom right corner.



Faites maintenant défiler jusqu'au paiement PayPal et cliquez sur la **case à cocher** pour activer le mode de paiement.



Location Edit

Accept card payments in the restaurant

Max order total, Total order value must be less than this to make this payment method active. Leave it empty or zero for unlimited amount.

☐ Card payment upon delivery
Accept card payments upon delivery

☐ PayPal Payment
Accept PayPal online payments on your webshop

DISH Order payment integrations

DISH Order allows official online payment integrations.
Please, start the onboarding processes and select all the payment methods your want to offer.

stripe Online payments offered via stripe

[Change Business account data](#) [Change Bank Account data](#)

☒ Online Payment
HD pay Accept credit card payments using Stripe

Min order total, Total order value must reach before this payment method becomes active. Leave it empty or zero for unlimited amount.


PayPal payment

[Edit onboarding](#)

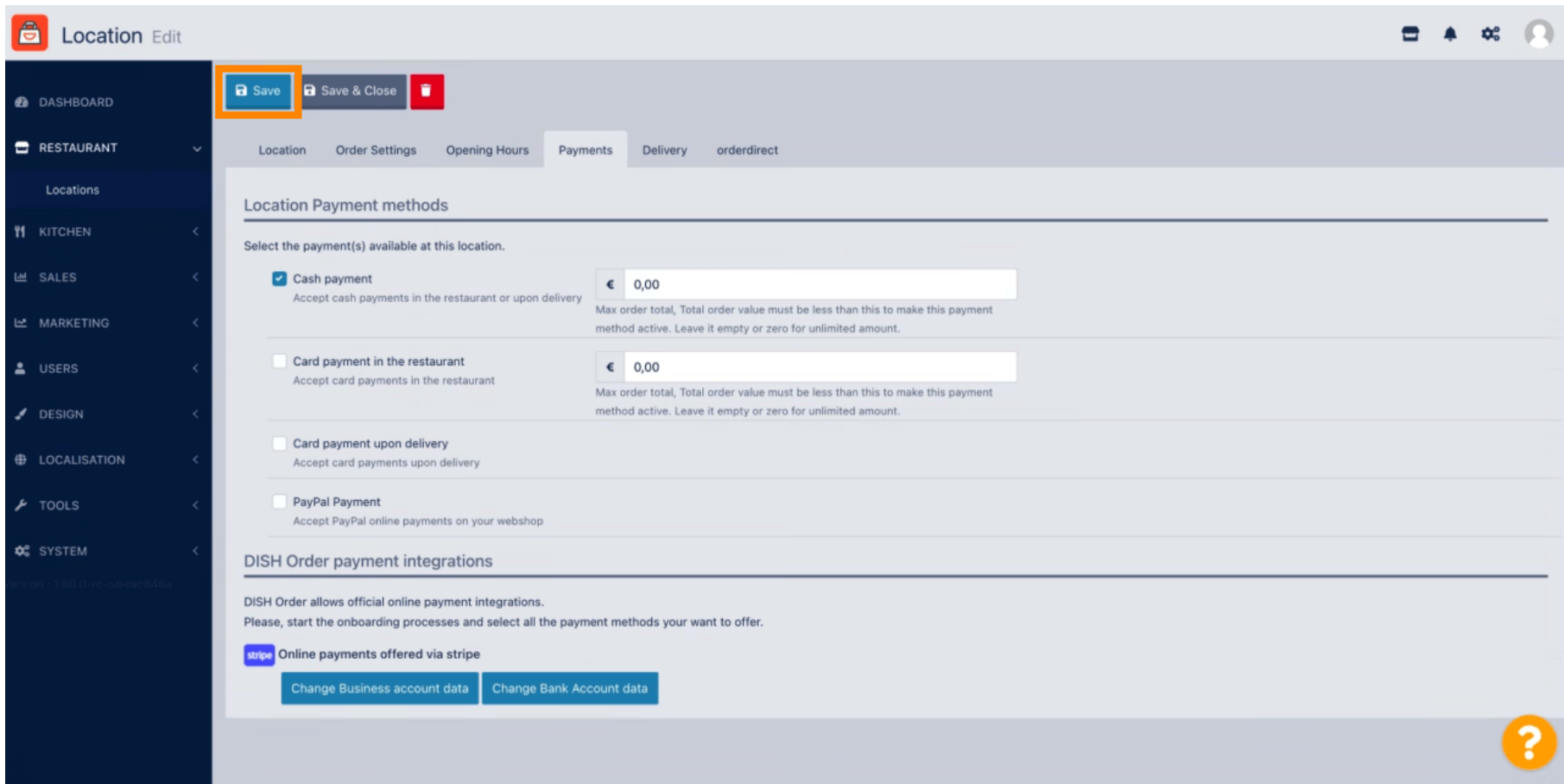
☒ paypal
Paypal Online Payment using HD Pay

Min order total, Total order value must reach before this payment method becomes active. Leave it empty or zero for unlimited amount.

[Privacy Settings](#) | [FAQ](#) | [New Features](#)



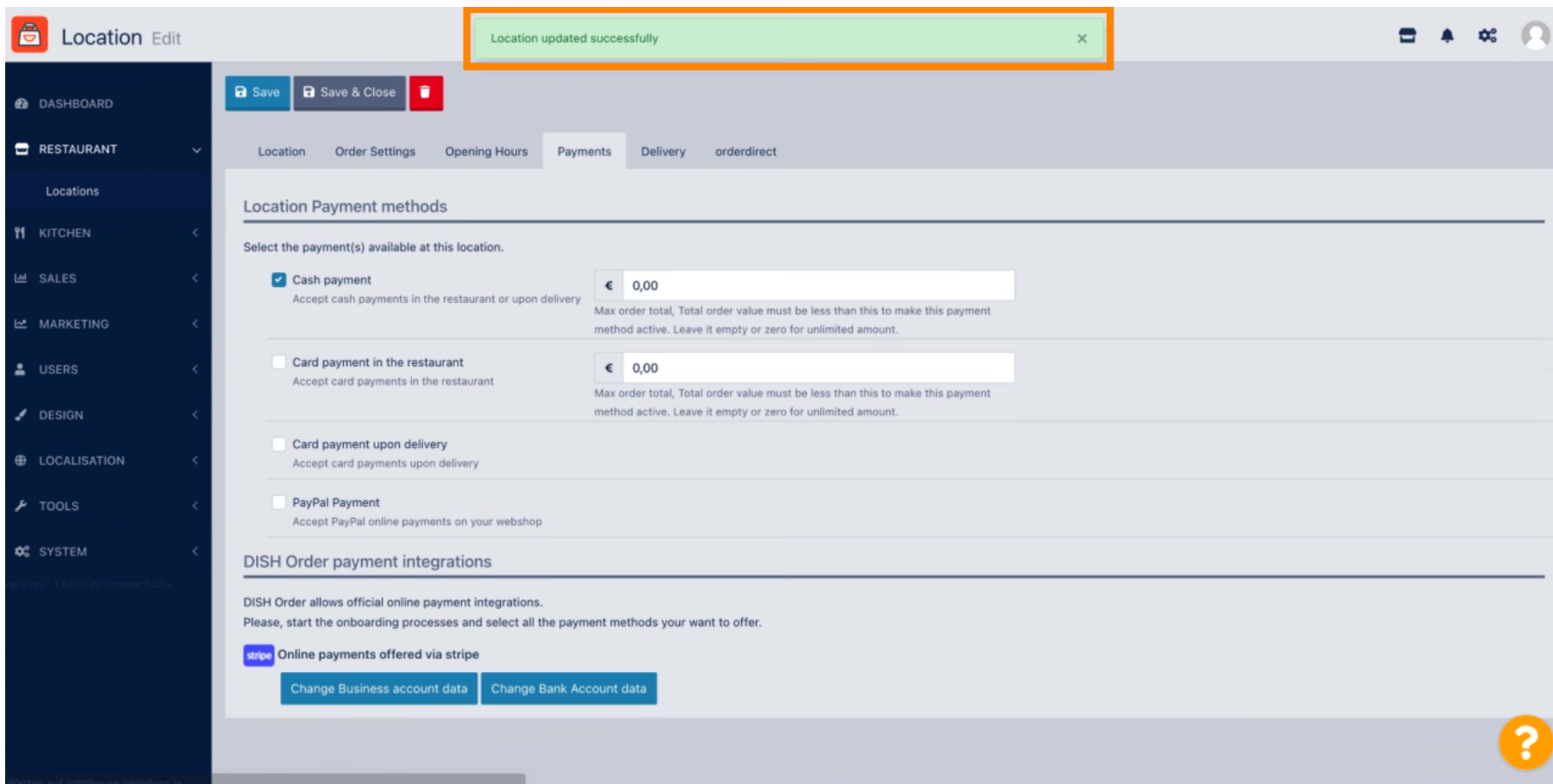
Cliquez ensuite sur **Enregistrer** pour appliquer les modifications.



The screenshot shows the 'Location Edit' interface in the DISH system. The left sidebar contains a navigation menu with options: DASHBOARD, RESTAURANT (expanded), KITCHEN, SALES, MARKETING, USERS, DESIGN, LOCALISATION, TOOLS, and SYSTEM. The 'RESTAURANT' section is expanded, showing 'Locations'. The main content area is titled 'Location Edit' and has a top bar with 'Save' (highlighted with an orange box), 'Save & Close', and a red close button. Below the top bar are tabs: Location, Order Settings, Opening Hours, Payments (selected), Delivery, and orderdirect. The 'Payments' tab is active, showing 'Location Payment methods'. It instructs to 'Select the payment(s) available at this location.' and lists four options: 'Cash payment' (checked), 'Card payment in the restaurant', 'Card payment upon delivery', and 'PayPal Payment'. Each option has a 'Max order total' input field set to '0,00'. Below this is the 'DISH Order payment integrations' section, which states 'DISH Order allows official online payment integrations. Please, start the onboarding processes and select all the payment methods you want to offer.' It shows a 'stripe' integration with two buttons: 'Change Business account data' and 'Change Bank Account data'. A help icon (?) is in the bottom right corner.



Une fenêtre contextuelle verte apparaîtra. L'intégration de la méthode PayPal a réussi.



Location Edit

Location updated successfully

Save **Save & Close**

Location Order Settings Opening Hours **Payments** Delivery orderdirect


Location Payment methods

Select the payment(s) available at this location.


- ☒ **Cash payment**
Accept cash payments in the restaurant or upon delivery
Max order total, Total order value must be less than this to make this payment method active. Leave it empty or zero for unlimited amount. € 0,00
- ☐ **Card payment in the restaurant**
Accept card payments in the restaurant
Max order total, Total order value must be less than this to make this payment method active. Leave it empty or zero for unlimited amount. € 0,00
- ☐ **Card payment upon delivery**
Accept card payments upon delivery
- ☐ **PayPal Payment**
Accept PayPal online payments on your webshop

DISH Order payment integrations

DISH Order allows official online payment integrations.
Please, start the onboarding processes and select all the payment methods you want to offer.

 Online payments offered via stripe

[Change Business account data](#) [Change Bank Account data](#)





Scannez pour accéder au lecteur interactif