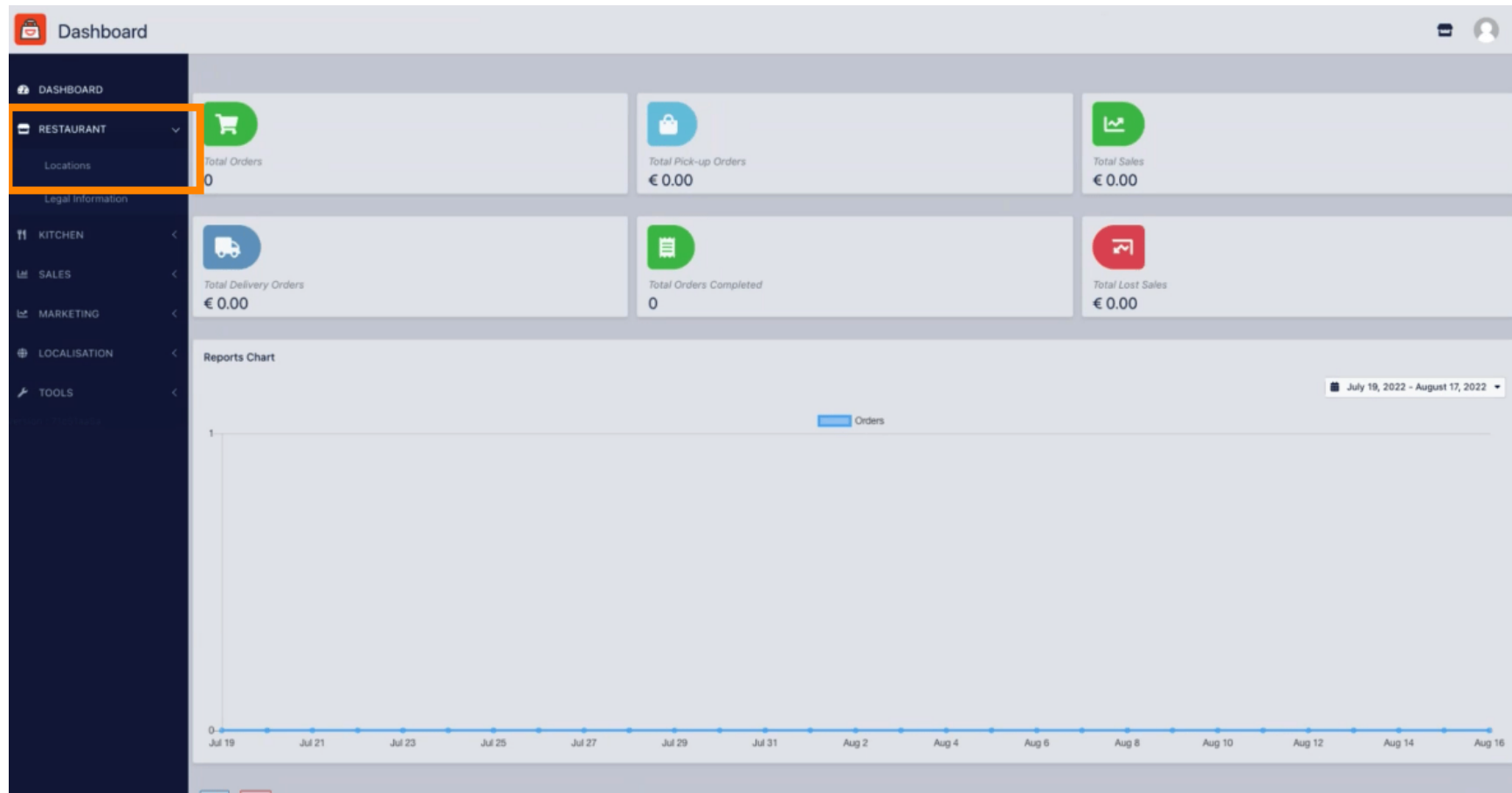


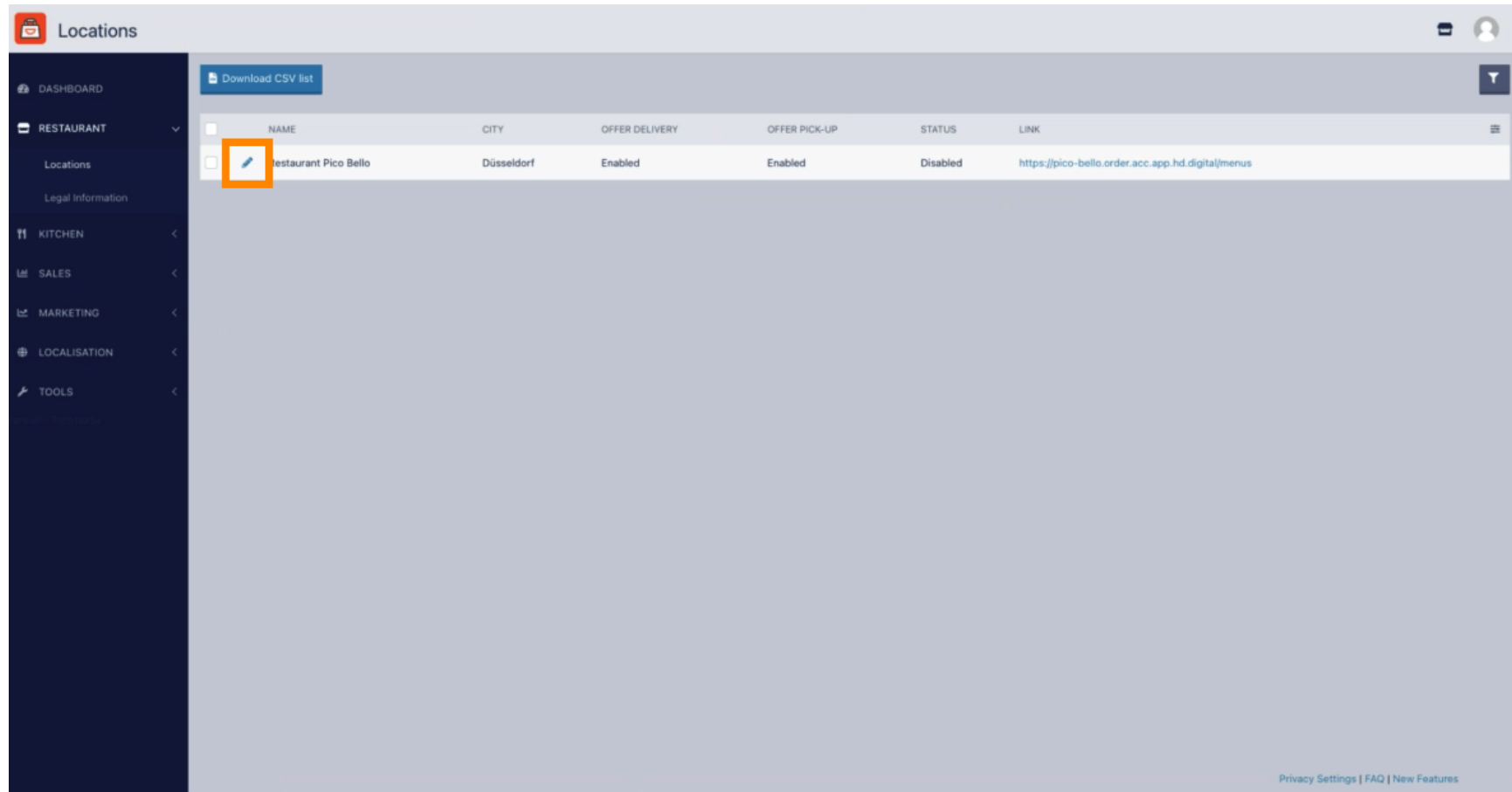


Klicken Sie unter **RESTAURANT** auf **Standorte** .





Klicken Sie auf das **Stiftsymbol**.



The screenshot shows the 'Locations' management page in the DISH Order system. The sidebar on the left contains the following menu items: DASHBOARD, RESTAURANT (with a dropdown arrow), Locations, Legal Information, KITCHEN, SALES, MARKETING, LOCALISATION, and TOOLS. The main content area has a 'Download CSV list' button at the top left. Below it is a table with the following columns: NAME, CITY, OFFER DELIVERY, OFFER PICK-UP, STATUS, and LINK. The table contains one entry: 'restaurant Pico Bello' in 'Düsseldorf', with 'Enabled' status for both delivery and pick-up, and a 'Disabled' status. The link provided is 'https://pico-bello.order.acc.app.hd.digital/menus'. An orange box highlights the pencil icon (edit symbol) in the first column of the table row.

NAME	CITY	OFFER DELIVERY	OFFER PICK-UP	STATUS	LINK
restaurant Pico Bello	Düsseldorf	Enabled	Enabled	Disabled	https://pico-bello.order.acc.app.hd.digital/menus



Klicken Sie auf **Zahlungen**.

Location Edit

[Save](#) [Save & Close](#)

[Location](#) [Order Settings](#) [Opening Hours](#) **[Payments](#)** [Delivery](#)

Name of the Restaurant

Email

Telephone

Logo

Header image

Webshop Status
 If your webshop is open, customers can see it and are able to place online orders

Address 1

Address 2

City

State

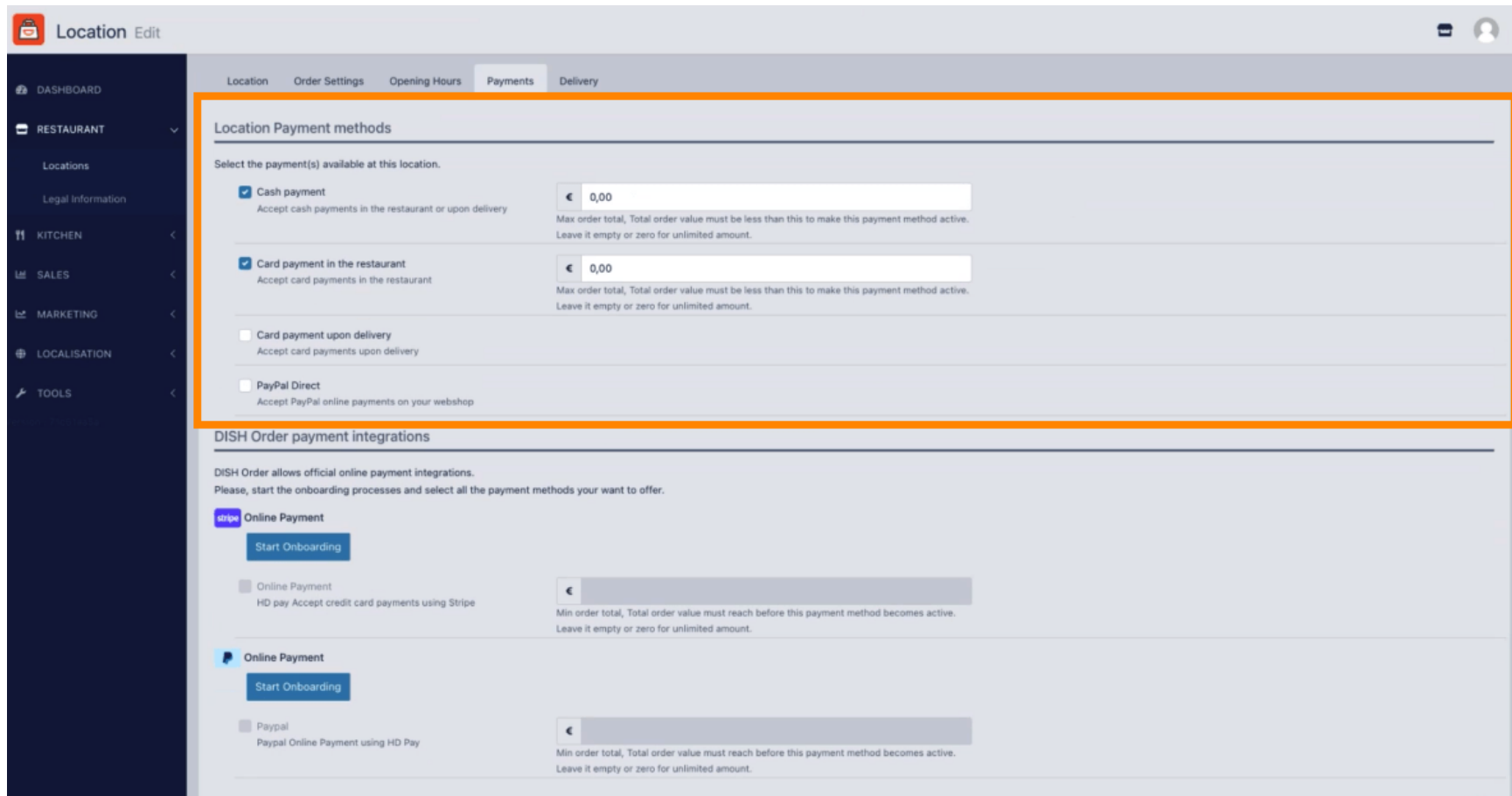
Postcode

Country

[Privacy Settings](#) | [FAQ](#) | [New Features](#)



Im hervorgehobenen Abschnitt können Sie die grundlegenden Zahlungsmethoden **aktivieren/deaktivieren**.



The screenshot displays the 'Location Edit' interface in the DISH Order system. The left sidebar contains navigation links: DASHBOARD, RESTAURANT (expanded), Locations, Legal Information, KITCHEN, SALES, MARKETING, LOCALISATION, and TOOLS. The main content area has tabs for Location, Order Settings, Opening Hours, Payments, and Delivery. The 'Payments' tab is active, showing the 'Location Payment methods' section. This section is highlighted with an orange border and contains a list of payment methods with checkboxes and input fields for minimum order values. Below this, the 'DISH Order payment integrations' section is visible, showing options for Stripe and PayPal online payments, each with a 'Start Onboarding' button and a minimum order value input field.

Location Edit


Location Payment methods

Select the payment(s) available at this location.


- ☒ **Cash payment**
Accept cash payments in the restaurant or upon delivery
€ 0,00
Max order total, Total order value must be less than this to make this payment method active. Leave it empty or zero for unlimited amount.
- ☒ **Card payment in the restaurant**
Accept card payments in the restaurant
€ 0,00
Max order total, Total order value must be less than this to make this payment method active. Leave it empty or zero for unlimited amount.
- ☐ **Card payment upon delivery**
Accept card payments upon delivery
- ☐ **PayPal Direct**
Accept PayPal online payments on your webshop

DISH Order payment integrations

DISH Order allows official online payment integrations.
Please, start the onboarding processes and select all the payment methods you want to offer.

 **Online Payment**
[Start Onboarding](#)

☐ **Online Payment**
HD pay Accept credit card payments using Stripe
€
Min order total, Total order value must reach before this payment method becomes active. Leave it empty or zero for unlimited amount.

 **Online Payment**
[Start Onboarding](#)

☐ **Paypal**
Paypal Online Payment using HD Pay
€
Min order total, Total order value must reach before this payment method becomes active. Leave it empty or zero for unlimited amount.



Um die Online-Zahlung als Zahlungsmethode zu integrieren, klicken Sie auf „Onboarding starten“.

Location Edit

Location Order Settings Opening Hours **Payments** Delivery

Location Payment methods

Select the payment(s) available at this location.

- ☒ **Cash payment**
Accept cash payments in the restaurant or upon delivery
€ 0,00
Max order total, Total order value must be less than this to make this payment method active. Leave it empty or zero for unlimited amount.
- ☒ **Card payment in the restaurant**
Accept card payments in the restaurant
€ 0,00
Max order total, Total order value must be less than this to make this payment method active. Leave it empty or zero for unlimited amount.
- ☐ **Card payment upon delivery**
Accept card payments upon delivery
- ☐ **PayPal Direct**
Accept PayPal online payments on your webshop

DISH Order payment integrations


DISH Order allows official online payment integrations.
Please, start the onboarding processes and select all the payment methods your want to offer.

Stripe Online Payment
Start Onboarding

- ☐ **Online Payment**
HD pay Accept credit card payments using Stripe
Min order total, Total order value must reach before this payment method becomes active. Leave it empty or zero for unlimited amount.
- ☐ **Online Payment**
Start Onboarding
- ☐ **Paypal**
Paypal Online Payment using HD Pay
Min order total, Total order value must reach before this payment method becomes active. Leave it empty or zero for unlimited amount.



Wählen Sie die **Art Ihres Unternehmens** aus und klicken Sie auf „Weiter“ .



About your business
Select a legal entity for your company.

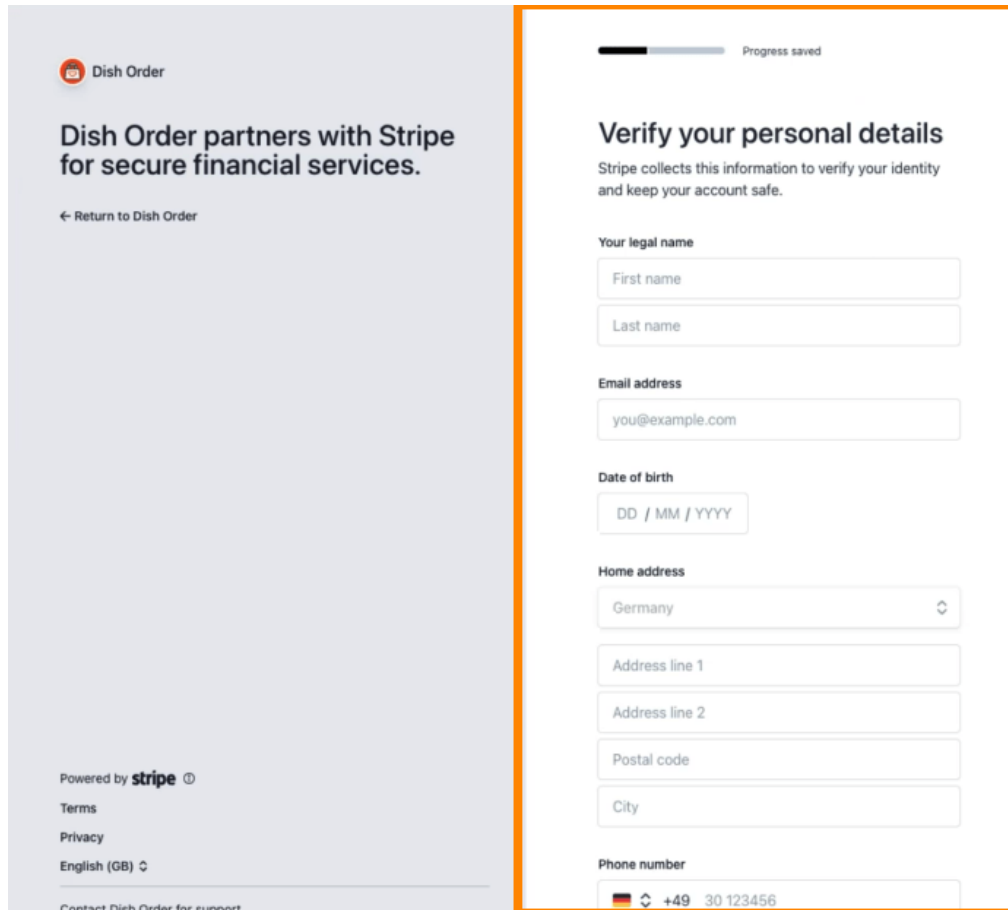
Type of business

Einzelunternehmen / Natürliche Person

Continue →

Save for later

 Geben Sie Ihre persönlichen Daten ein und klicken Sie auf **Weiter**.



The screenshot shows the Dish Order Stripe verification interface. On the left is a grey sidebar with the Dish Order logo, a partnership announcement, a return link, and footer information. The main area is white and titled 'Verify your personal details', with a progress bar at the top. It contains several form fields for personal information: legal name (first and last), email address, date of birth, home address (country, address line 1, address line 2, postal code, city), and phone number (country code and number).

Dish Order

Dish Order partners with Stripe for secure financial services.

[← Return to Dish Order](#)

Powered by **stripe** ⓘ

[Terms](#)

[Privacy](#)

English (GB) ↕

Contact Dish Order for support

Progress saved

Verify your personal details

Stripe collects this information to verify your identity and keep your account safe.

Your legal name

First name

Last name

Email address

you@example.com

Date of birth

DD / MM / YYYY

Home address

Germany ↕

Address line 1

Address line 2

Postal code

City

Phone number

🇩🇪 ↕ +49 30 123456

Wählen Sie Ihre **Branche** aus und klicken Sie auf **Weiter**.

Dish Order

Dish Order partners with Stripe for secure financial services.

[← Return to Dish Order](#)

Powered by **stripe**

[Terms](#)

[Privacy](#)

[English \(GB\)](#)

[Contact Dish Order for support](#)

Professional details

Tell us a few details about how you earn money with Dish Order.


Industry


Please select your industry...

Continue →

Save for later

Überprüfen Sie Ihre Daten und klicken Sie auf „Senden“.



 Dish Order

Dish Order partners with Stripe for secure financial services.

[← Return to Dish Order](#)

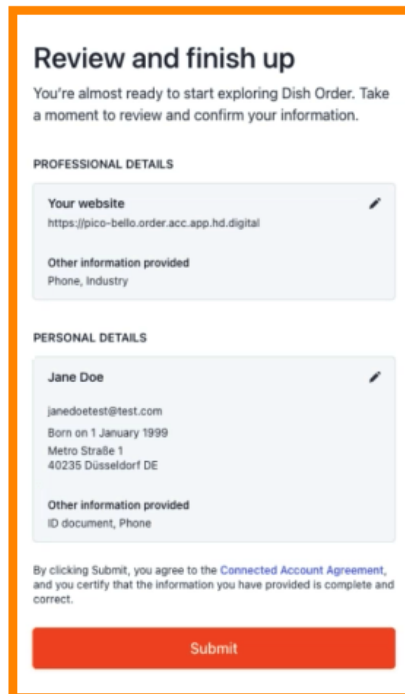
Powered by **stripe** ⓘ

[Terms](#)

[Privacy](#)

English (GB) ⌵

[Contact Dish Order for support](#)



Review and finish up

You're almost ready to start exploring Dish Order. Take a moment to review and confirm your information.

PROFESSIONAL DETAILS

Your website
https://pico-bello.order.acc.app.hd.digital

Other information provided
Phone, Industry

PERSONAL DETAILS

Jane Doe

janedoetest@test.com
Born on 1 January 1999
Metro Straße 1
40235 Düsseldorf DE

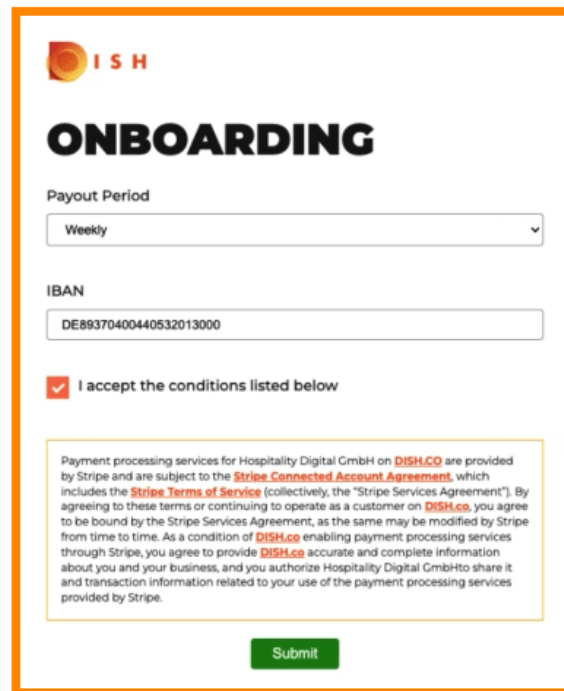
Other information provided
ID document, Phone

By clicking Submit, you agree to the [Connected Account Agreement](#), and you certify that the information you have provided is complete and correct.

Submit



Wählen Sie Ihren gewünschten **Auszahlungszeitraum** , geben Sie Ihre **IBAN** ein , **akzeptieren Sie die Bedingungen** und klicken Sie auf „**Absenden**“ .



DISH

ONBOARDING

Payout Period

Weekly


IBAN


DE89370400440532013000

☒ I accept the conditions listed below

Payment processing services for Hospitality Digital GmbH on **DISH.co** are provided by Stripe and are subject to the **Stripe Connected Account Agreement**, which includes the **Stripe Terms of Service** (collectively, the "Stripe Services Agreement"). By agreeing to these terms or continuing to operate as a customer on **DISH.co**, you agree to be bound by the Stripe Services Agreement, as the same may be modified by Stripe from time to time. As a condition of **DISH.co** enabling payment processing services through Stripe, you agree to provide **DISH.co** accurate and complete information about you and your business, and you authorize Hospitality Digital GmbH to share it and transaction information related to your use of the payment processing services provided by Stripe.

Submit

 Überprüfen Sie die Daten und klicken Sie auf „Senden“.

 Dish Order

**Dish Order partners with Stripe
for secure financial services.**

[← Return to Dish Order](#)

Powered by **stripe** ⓘ

[Terms](#)

[Privacy](#)

English (GB) ⌵

Contact Dish Order for support

Verification summary

Modify the details of your business.

PROFESSIONAL DETAILS

Your website
https://pico-bello.order.acc.app.hd.digital

Other information provided
Phone, Industry

PERSONAL DETAILS


Jane Doe

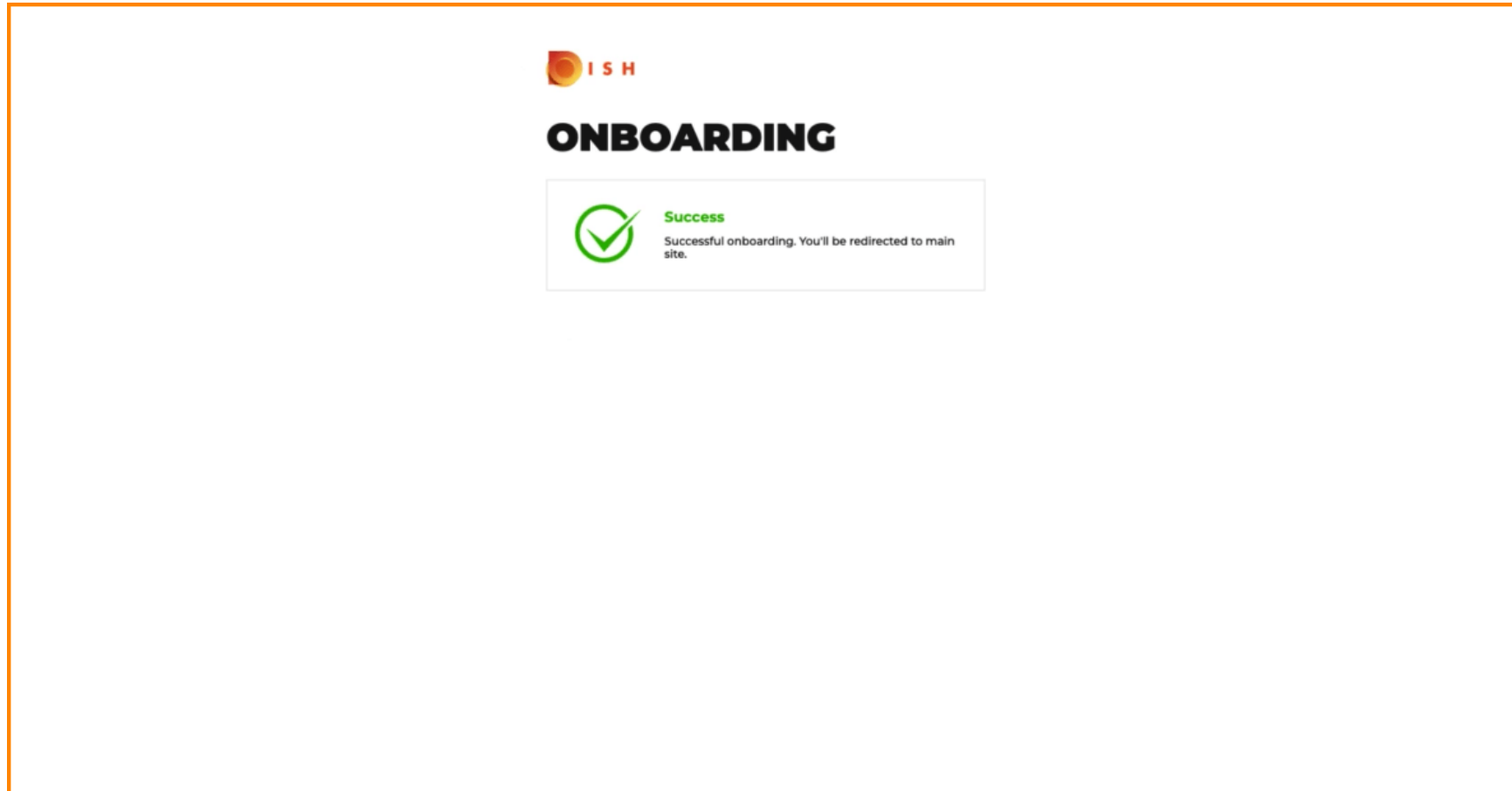
janedoetest@test.com
Born on 1 January 1999
Metro Straße 1
40235 Düsseldorf DE

Other information provided
ID document, Phone

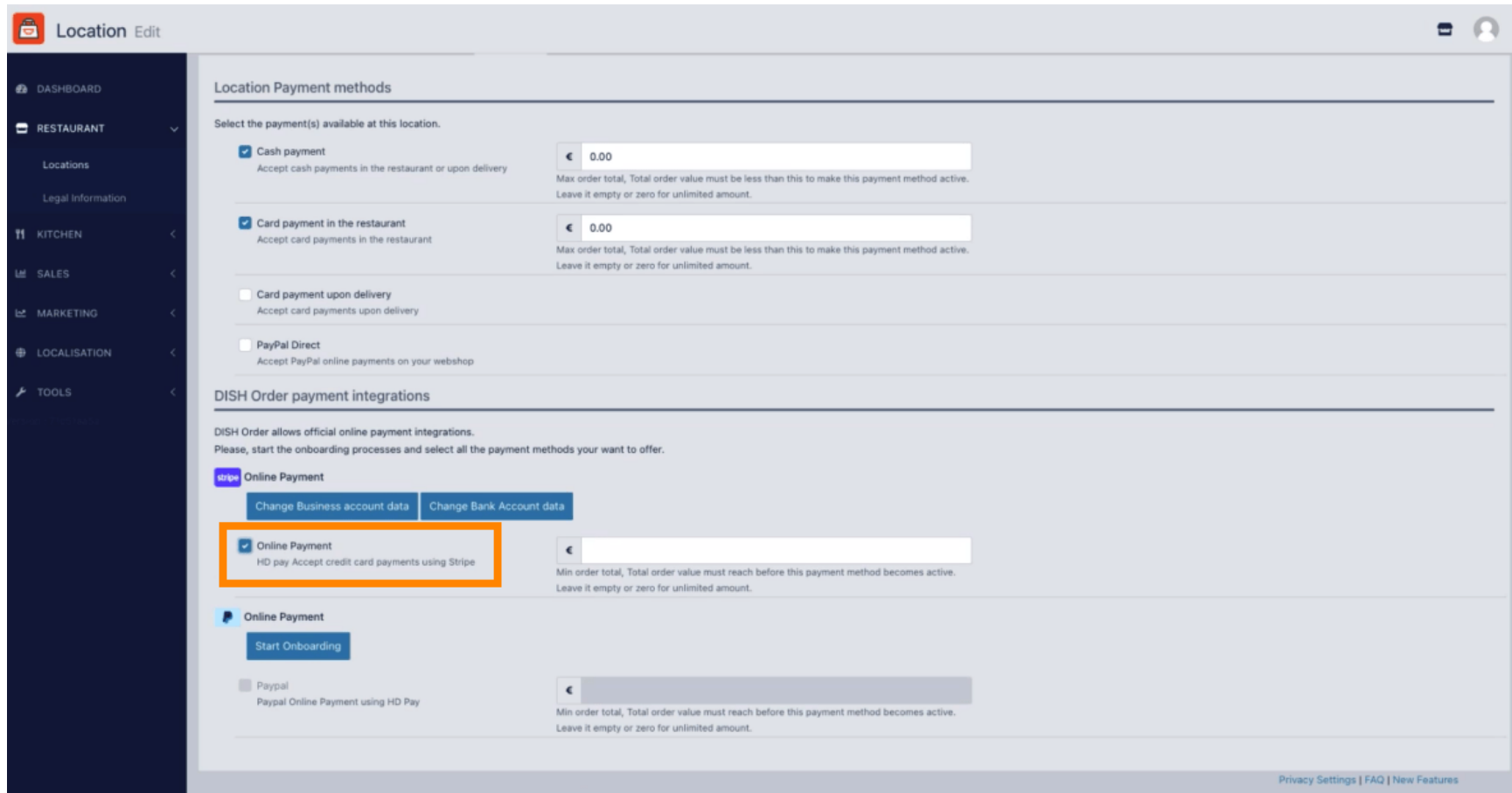
By clicking Submit, you agree that the information provided is accurate to the best of your knowledge.

Submit

 Sie haben die Online-Zahlung erfolgreich in DISH Order integriert.



Aktivieren Sie das **Kontrollkästchen für die Online-Zahlung**.



The screenshot shows the 'Location Edit' interface in the DISH Order system. The left sidebar contains navigation links: DASHBOARD, RESTAURANT (with a dropdown arrow), KITCHEN, SALES, MARKETING, LOCALISATION, and TOOLS. The main content area is titled 'Location Payment methods' and includes a section for 'DISH Order payment integrations'.

Location Payment methods

Select the payment(s) available at this location.

- ☒ **Cash payment**
Accept cash payments in the restaurant or upon delivery
€ 0.00
Max order total, Total order value must be less than this to make this payment method active. Leave it empty or zero for unlimited amount.
- ☒ **Card payment in the restaurant**
Accept card payments in the restaurant
€ 0.00
Max order total, Total order value must be less than this to make this payment method active. Leave it empty or zero for unlimited amount.
- ☐ **Card payment upon delivery**
Accept card payments upon delivery
- ☐ **PayPal Direct**
Accept PayPal online payments on your webshop

DISH Order payment integrations

DISH Order allows official online payment integrations. Please, start the onboarding processes and select all the payment methods your want to offer.

Stripe Online Payment

Change Business account data | Change Bank Account data

☒ **Online Payment**
HD pay Accept credit card payments using Stripe
€
Min order total, Total order value must reach before this payment method becomes active. Leave it empty or zero for unlimited amount.

Online Payment

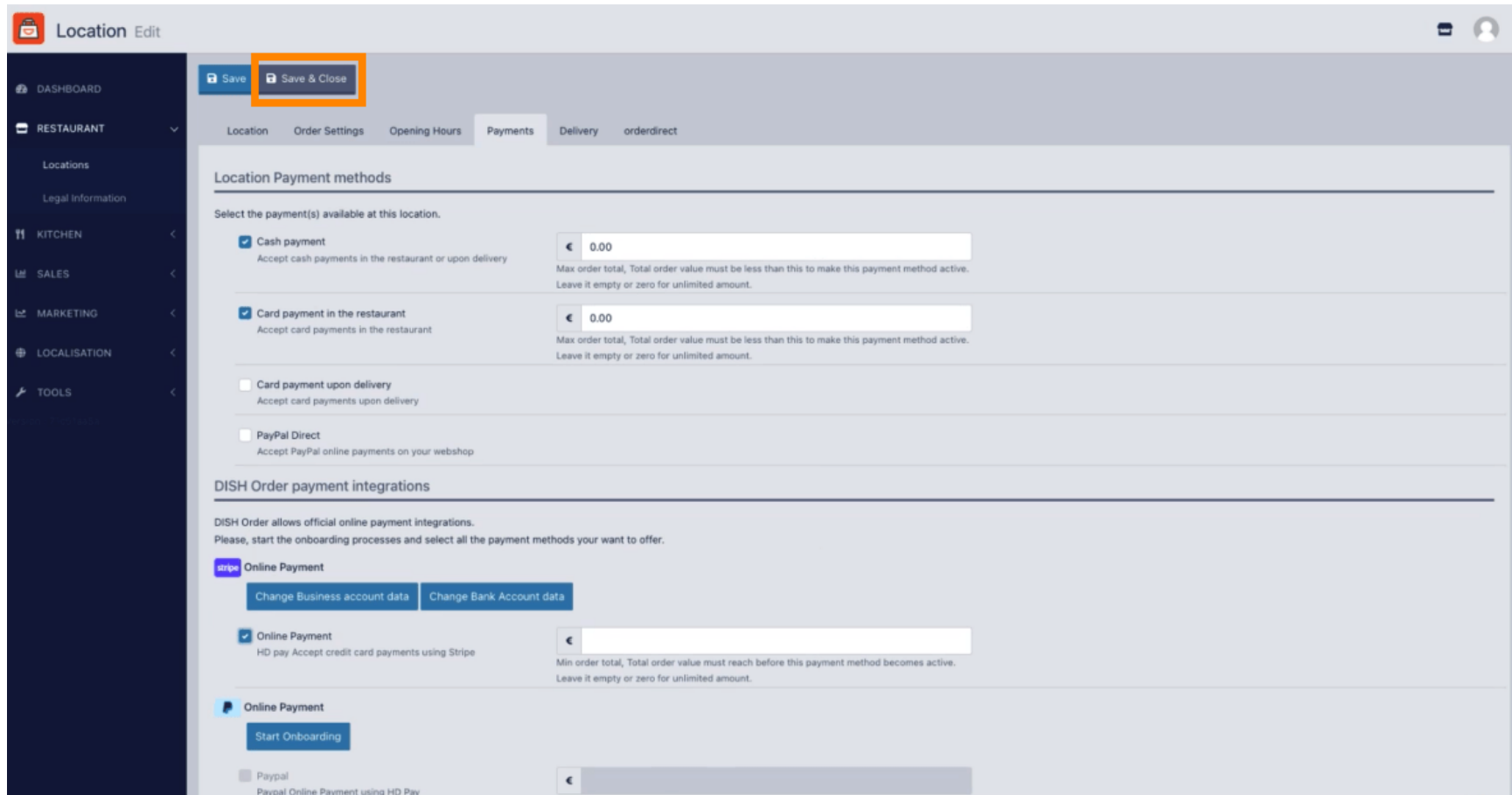
Start Onboarding

☐ **Paypal**
Paypal Online Payment using HD Pay
€
Min order total, Total order value must reach before this payment method becomes active. Leave it empty or zero for unlimited amount.

Privacy Settings | FAQ | New Features



Klicken Sie auf **Speichern und schließen**.



The screenshot shows the 'Location Edit' interface in the DISH Order system. The left sidebar contains navigation links: DASHBOARD, RESTAURANT (with a dropdown arrow), KITCHEN, SALES, MARKETING, LOCALISATION, and TOOLS. The main content area is titled 'Location Edit' and has a top navigation bar with tabs: Location, Order Settings, Opening Hours, Payments, Delivery, and orderdirect. The 'Payments' tab is selected. In the top right corner of the main area, there are two buttons: 'Save' and 'Save & Close'. The 'Save & Close' button is highlighted with an orange rectangle. Below the tabs, the section 'Location Payment methods' is displayed. It contains the instruction 'Select the payment(s) available at this location.' and a list of payment methods with checkboxes and input fields for minimum order amounts:

- ☒ **Cash payment**
Accept cash payments in the restaurant or upon delivery
€ 0.00
Max order total, Total order value must be less than this to make this payment method active. Leave it empty or zero for unlimited amount.
- ☒ **Card payment in the restaurant**
Accept card payments in the restaurant
€ 0.00
Max order total, Total order value must be less than this to make this payment method active. Leave it empty or zero for unlimited amount.
- ☐ **Card payment upon delivery**
Accept card payments upon delivery
- ☐ **PayPal Direct**
Accept PayPal online payments on your webshop

Below this section is 'DISH Order payment integrations'. It states: 'DISH Order allows official online payment integrations. Please, start the onboarding processes and select all the payment methods you want to offer.'

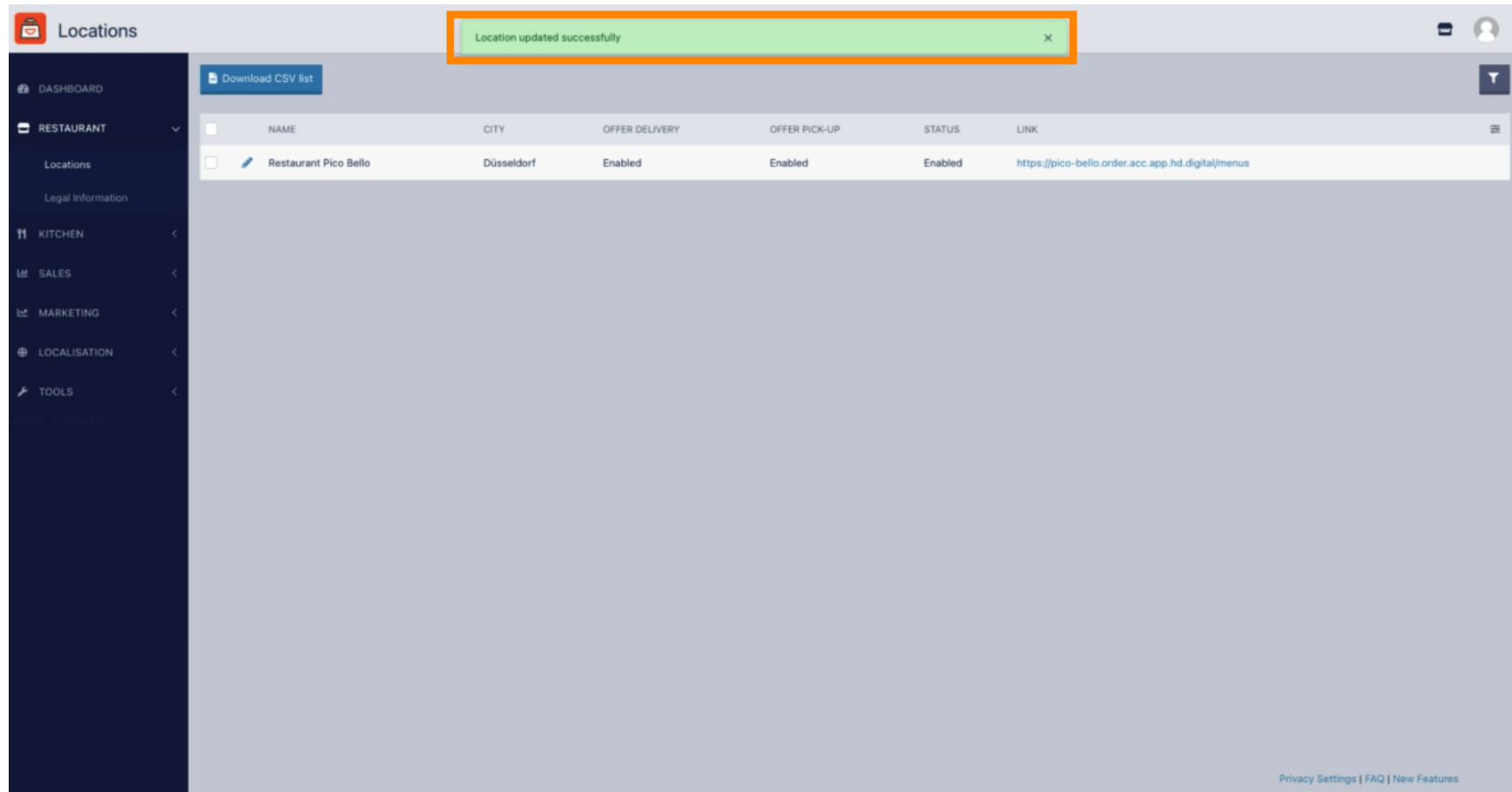
Under the 'stripe' Online Payment section, there are two buttons: 'Change Business account data' and 'Change Bank Account data'. Below these, there is a checkbox for 'Online Payment' (checked) with the text 'HD pay Accept credit card payments using Stripe'. To its right is an input field with a Euro symbol and the value '0.00'. Below this input field is the text: 'Min order total, Total order value must reach before this payment method becomes active. Leave it empty or zero for unlimited amount.'

At the bottom of the Stripe section, there is a button 'Start Onboarding'.

At the very bottom, there is a checkbox for 'Paypal' (unchecked) with the text 'Paypal Online Payment using HD Pay'. To its right is an input field with a Euro symbol and a greyed-out area.



Das war's, Sie sind fertig!



The screenshot displays the 'Locations' management interface. A green notification bar at the top states 'Location updated successfully'. Below this, a table lists the location details for 'Restaurant Pico Bello' in Düsseldorf, showing that both delivery and pick-up services are enabled. The interface includes a sidebar with navigation options and a 'Download CSV list' button.

	NAME	CITY	OFFER DELIVERY	OFFER PICK-UP	STATUS	LINK
<input type="checkbox"/>	Restaurant Pico Bello	Düsseldorf	Enabled	Enabled	Enabled	https://pico-bello.order.acc.app.hd.digital/menus



Scannen, um zum interaktiven Player zu gelangen