



Vítejte na ovládacím panelu **DISH Reservation**. V tomto tutoriálu vám ukážeme, jak vytvořit limity rezervací.

The screenshot shows the DISH Reservation dashboard. At the top left, the logo 'DISH RESERVATION' is displayed. On the right, the user 'HD*tunw' is logged in, with a language selector (UK flag) and a refresh icon. A teal banner at the top right contains the text 'Have a walk-in customer? Received a reservation request over phone / email? Don't forget to add it to your reservation book!' and two buttons: 'WALK-IN' and 'ADD RESERVATION'. Below this is a date selector showing 'Tue, 13 Sep - Tue, 13 Sep'. A message states 'You have no limits configured for the selected date.' with an 'Add a new limit' button. A filter bar shows 'All', 'Completed', and 'Upcoming' (selected) options, along with counts for a calendar icon (0), a group icon (0), and a table icon (0/13). The main content area is empty, displaying a 'No reservations available' message with a magnifying glass icon. At the bottom left, there is a 'Print' button and a notification: 'Too many guests in house? Pause online reservations' with a pause icon. At the bottom right, there is a help icon (question mark) and footer text: 'Designed by Hospitality Digital GmbH. All rights reserved.' and links for 'FAQ | Terms of use | Imprint | Data privacy | Privacy Settings'.

Nejprve přejděte do **Nastavení** v nabídce nalevo.

The screenshot displays the DISH RESERVATION interface. On the left, a dark sidebar contains a menu with the following items: Reservations, Table plan, Menu, Guests, Feedback, Reports, **Settings** (highlighted with an orange box), and Integrations. The main content area features a teal notification banner at the top with the text "Have a walk-in customer? Received a reservation request over phone / email? Don't forget to add it to your reservation book!" and two orange buttons: "WALK-IN" and "ADD RESERVATION". Below this is a date selector showing "Tue, 13 Sep - Tue, 13 Sep". A message states "You have no limits configured for the selected date." with an "Add a new limit" button. Filter tabs for "All", "Completed", and "Upcoming" are visible, along with icons for a calendar, users, and a table. The main content area is currently empty, displaying a large circular icon of a person with a magnifying glass and the text "No reservations available". A "Print" button is located at the bottom left of the main area. The footer includes a "Too many guests in house? Pause online reservations" notification, a copyright notice "Designed by Hospitality Digital GmbH. All rights reserved.", and a help icon (question mark) with links for "FAQ", "Terms of use", "Imprint", "Data privacy", and "Privacy Settings".



A poté vyberte možnost **Limity rezervací**.

DISH RESERVATION

HD*tunw

Have a walk-in customer? Received a reservation request over phone / email? Don't forget to add it to your reservation book! [WALK-IN](#) [ADD RESERVATION](#)

Tue, 13 Sep - Tue, 13 Sep

You have no limits configured for the selected date. [Add a new limit](#)

All Completed Upcoming 0 0 0/13

No reservations available

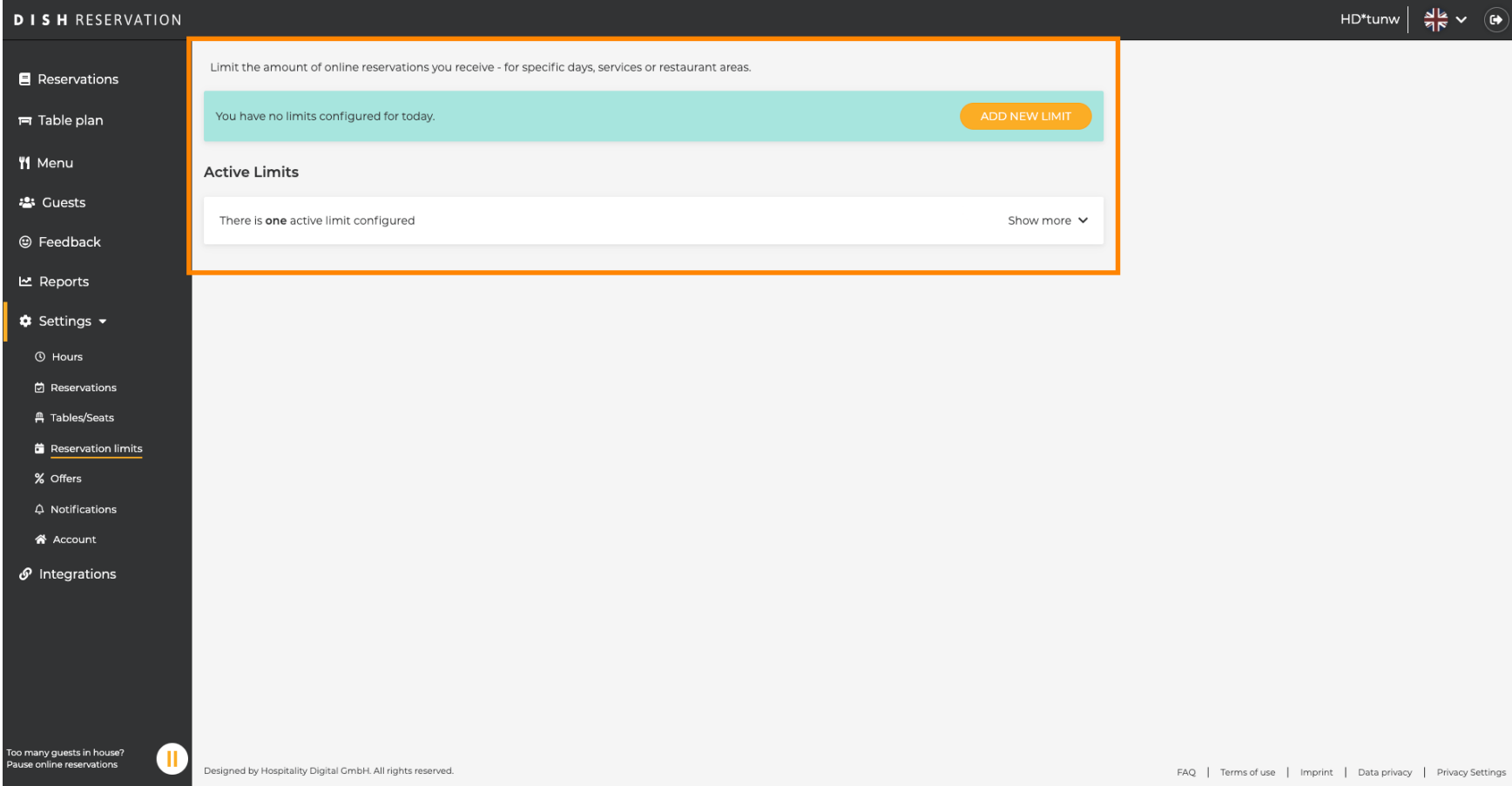
Print

Too many guests in house? Pause online reservations

Designed by Hospitality Digital GmbH. All rights reserved.

FAQ | Terms of use | Imprint | Data privacy | Privacy Settings

 Objeví se okno, které zobrazuje všechny vaše **limity rezervací**.



DISH RESERVATION

HD*tunw

Reservations

Table plan

Menu

Guests

Feedback

Reports

Settings

Hours

Reservations

Tables/Seats

Reservation limits

Offers

Notifications

Account

Integrations

Limit the amount of online reservations you receive - for specific days, services or restaurant areas.

You have no limits configured for today. [ADD NEW LIMIT](#)

Active Limits

There is **one** active limit configured [Show more](#)

Too many guests in house?
Pause online reservations

Designed by Hospitality Digital GmbH. All rights reserved.

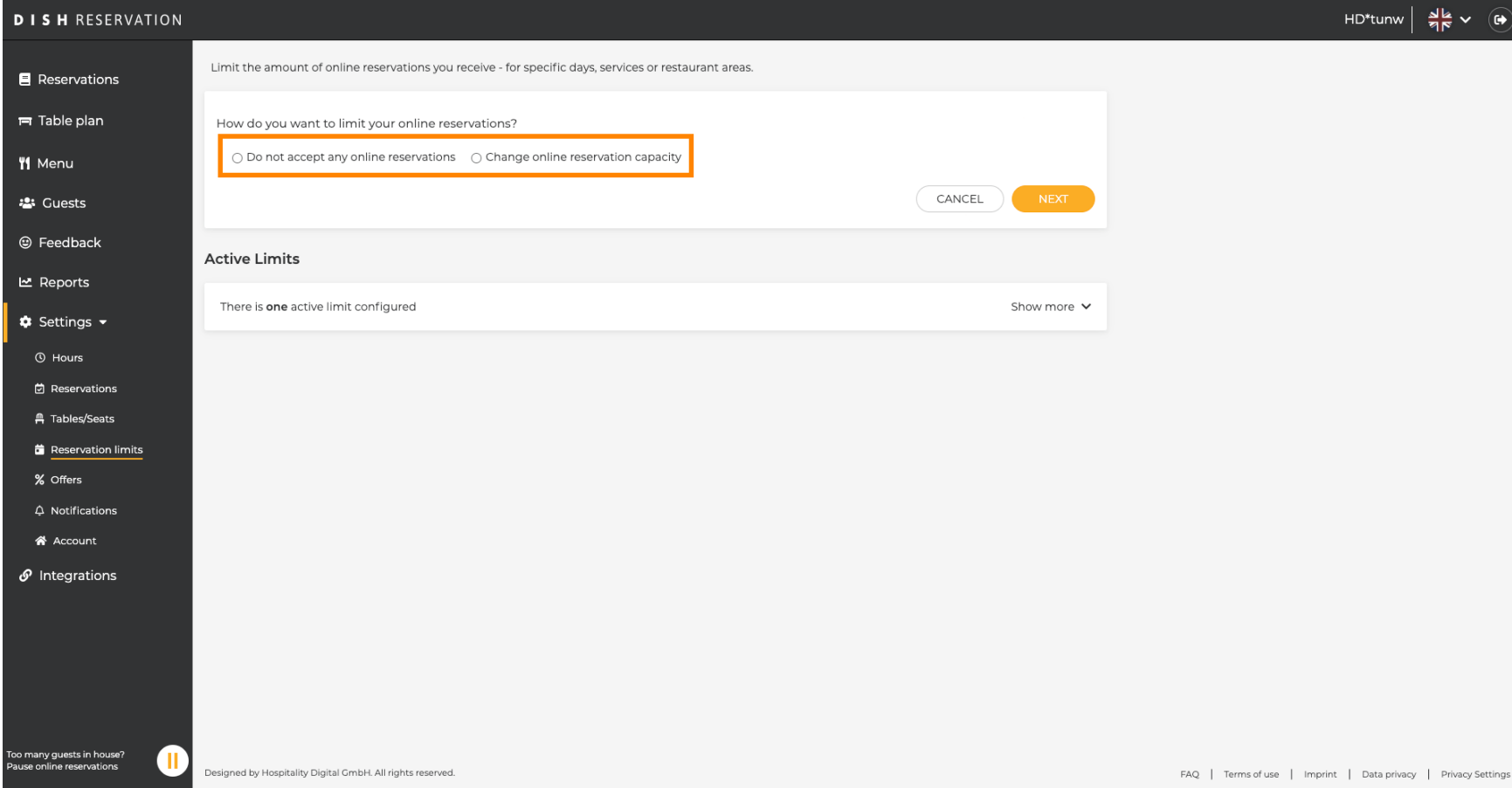
[FAQ](#) | [Terms of use](#) | [Imprint](#) | [Data privacy](#) | [Privacy Settings](#)



Klikněte na **PŘIDAT NOVÝ LIMIT** pro přidání nových limitů online rezervací.

The screenshot displays the 'DISH RESERVATION' management dashboard. The left sidebar contains navigation options: Reservations, Table plan, Menu, Guests, Feedback, Reports, Settings (highlighted), Hours, Reservations, Tables/Seats, Reservation limits (underlined), Offers, Notifications, Account, and Integrations. The main content area is titled 'Limit the amount of online reservations you receive - for specific days, services or restaurant areas.' It features a teal notification bar stating 'You have no limits configured for today.' with an orange 'ADD NEW LIMIT' button. Below this, the 'Active Limits' section shows 'There is one active limit configured' with a 'Show more' dropdown. At the bottom left, a notification reads 'Too many guests in house? Pause online reservations' with a pause icon. The footer includes 'Designed by Hospitality Digital GmbH. All rights reserved.' and links for 'FAQ', 'Terms of use', 'Imprint', 'Data privacy', and 'Privacy Settings'.

 Můžete si zvolit omezení kapacity pro online rezervace.



The screenshot shows the 'DISH RESERVATION' settings interface. The left sidebar contains navigation options: Reservations, Table plan, Menu, Guests, Feedback, Reports, Settings (selected), Hours, Reservations, Tables/Seats, Reservation limits (highlighted), Offers, Notifications, Account, and Integrations. The main content area is titled 'Limit the amount of online reservations you receive - for specific days, services or restaurant areas.' It asks 'How do you want to limit your online reservations?' with two radio button options: 'Do not accept any online reservations' and 'Change online reservation capacity'. The 'Change online reservation capacity' option is selected and highlighted with an orange box. Below the options are 'CANCEL' and 'NEXT' buttons. Under the heading 'Active Limits', it states 'There is one active limit configured' with a 'Show more' dropdown arrow. At the bottom left, there is a notification: 'Too many guests in house? Pause online reservations' with a pause icon. The footer includes 'Designed by Hospitality Digital GmbH. All rights reserved.' and a list of links: 'FAQ | Terms of use | Imprint | Data privacy | Privacy Settings'.




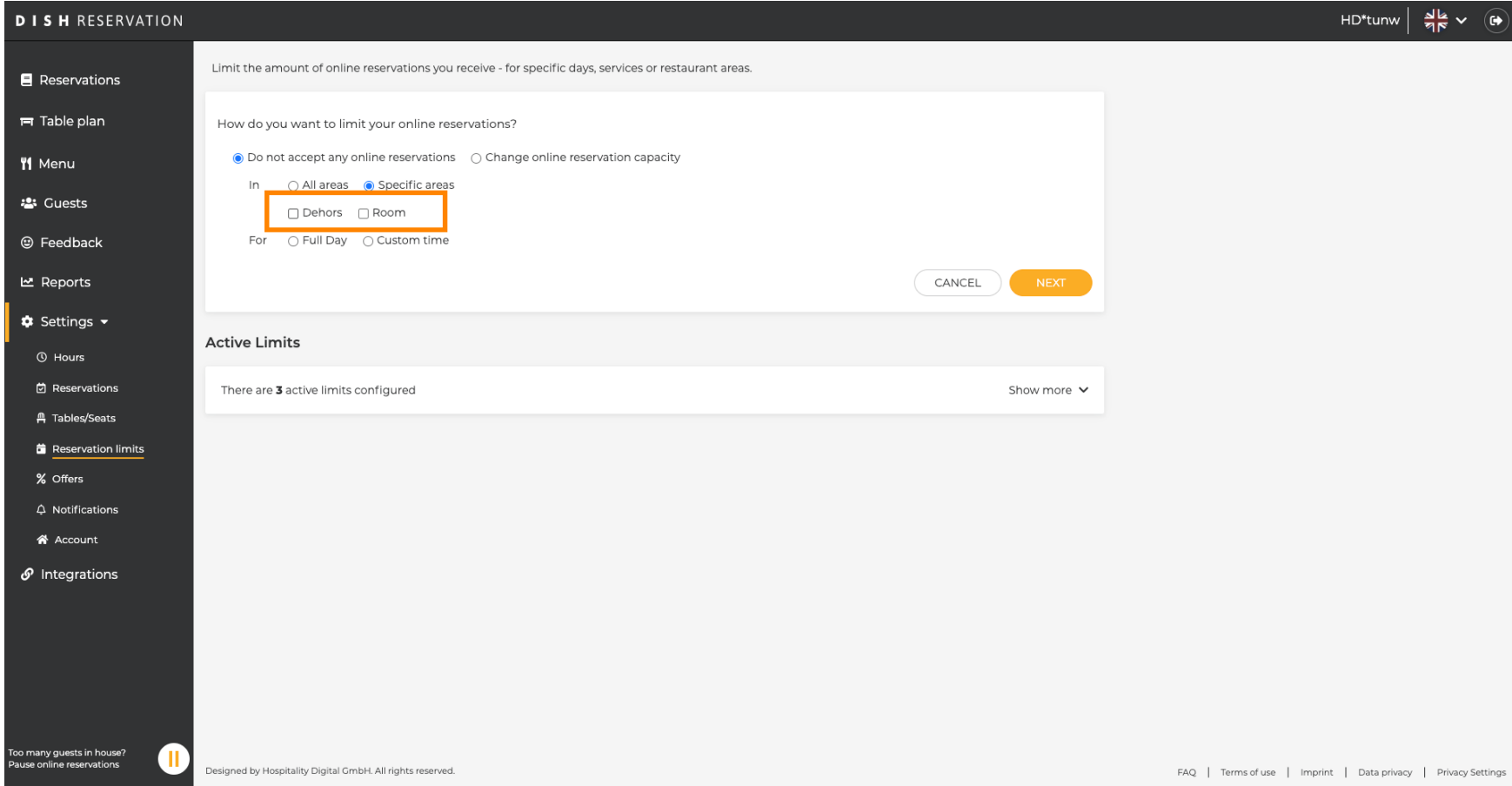
Klikněte na **Nepřijímat žádné online rezervace** pro deaktivaci online rezervací.

The screenshot shows the DISH RESERVATION management interface. The top navigation bar includes the DISH logo, the user name 'HD*tunw', and a language selector. The left sidebar contains a menu with items: Reservations, Table plan, Menu, Guests, Feedback, Reports, Settings (highlighted), Hours, Reservations, Tables/Seats, Reservation limits (underlined), Offers, Notifications, Account, and Integrations. The main content area is titled 'Limit the amount of online reservations you receive - for specific days, services or restaurant areas.' It contains a form with the question 'How do you want to limit your online reservations?' and two radio button options: 'Do not accept any online reservations' (which is selected) and 'Change online reservation capacity'. Below the form are 'CANCEL' and 'NEXT' buttons. Underneath, there is a section titled 'Active Limits' with a summary box stating 'There are 3 active limits configured' and a 'Show more' dropdown arrow. At the bottom left, there is a notification: 'Too many guests in house? Pause online reservations' with a pause icon. The footer contains the text 'Designed by Hospitality Digital GmbH. All rights reserved.' and a list of links: 'FAQ | Terms of use | Imprint | Data privacy | Privacy Settings'.



Vyberte, zda chcete dočasně zastavit online rezervace pro celou restauraci nebo jen pro konkrétní oblasti.

 Vyberte oblasti, pro které chcete zakázat online rezervace.



DISH RESERVATION HD*tunw

Limit the amount of online reservations you receive - for specific days, services or restaurant areas.

How do you want to limit your online reservations?

Do not accept any online reservations Change online reservation capacity

In All areas Specific areas

Dehors Room

For Full Day Custom time

CANCEL NEXT

Active Limits

There are **3** active limits configured [Show more](#)

Too many guests in house?
Pause online reservations

Designed by Hospitality Digital GmbH. All rights reserved.

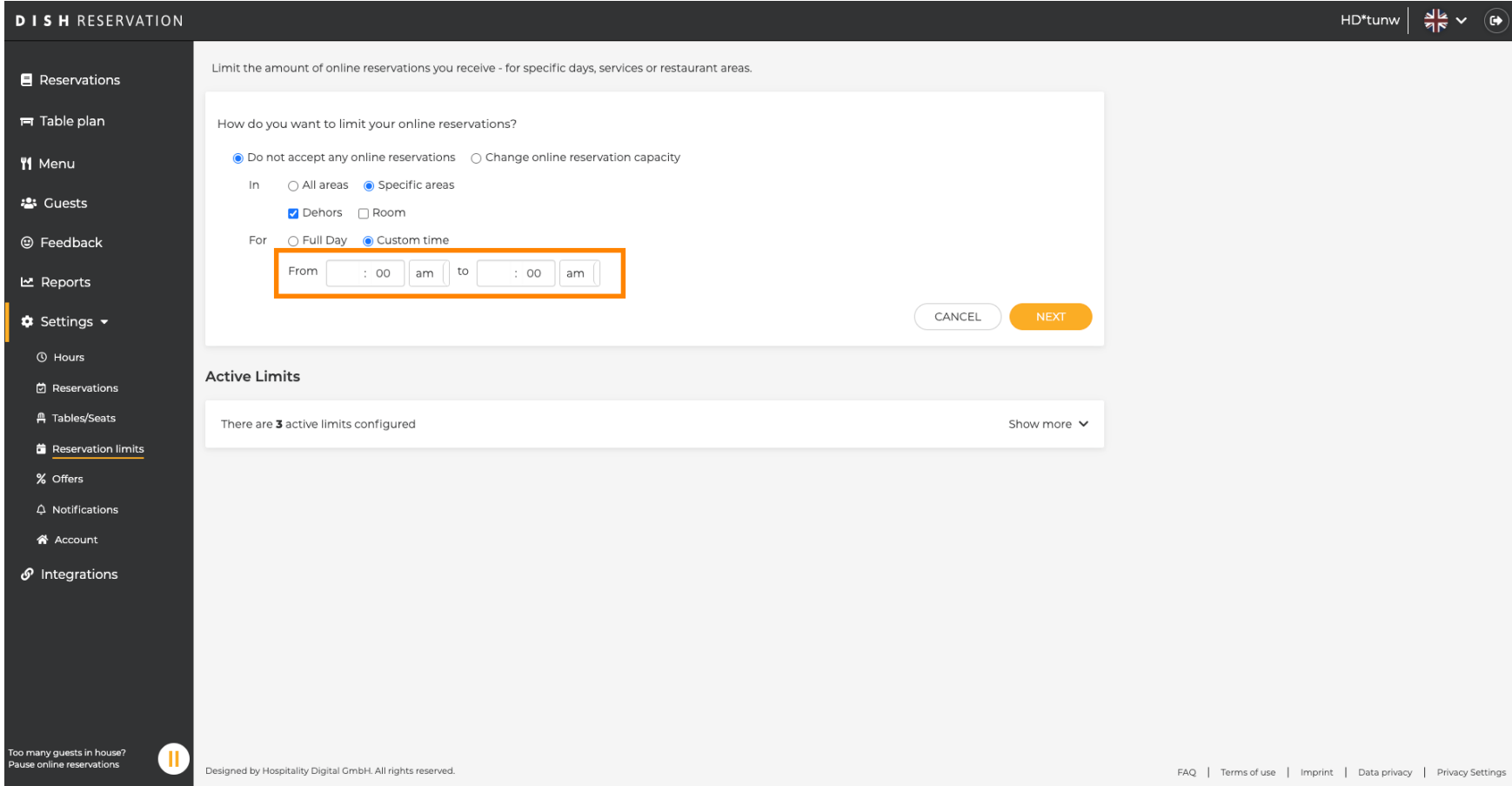
[FAQ](#) | [Terms of use](#) | [Imprint](#) | [Data privacy](#) | [Privacy Settings](#)



Vyberte, zda chcete online rezervace zastavit na celý den nebo na několik hodin (vlastní čas).

The screenshot shows the 'DISH RESERVATION' settings page. The left sidebar contains navigation options: Reservations, Table plan, Menu, Guests, Feedback, Reports, Settings (expanded), Hours, Reservations, Tables/Seats, Reservation limits (highlighted), Offers, Notifications, Account, and Integrations. The main content area is titled 'Limit the amount of online reservations you receive - for specific days, services or restaurant areas.' It asks 'How do you want to limit your online reservations?' with two main options: 'Do not accept any online reservations' (selected) and 'Change online reservation capacity'. Under 'Change online reservation capacity', there are sub-options: 'In' with 'All areas' and 'Specific areas' (selected). Under 'Specific areas', there are 'Dehors' (checked) and 'Room'. Below this, there are three radio buttons: 'For', 'Full Day', and 'Custom time'. The 'For' option is highlighted with an orange box. At the bottom right of the form are 'CANCEL' and 'NEXT' buttons. Below the form, there is a section 'Active Limits' stating 'There are 3 active limits configured' with a 'Show more' dropdown. At the bottom left, there is a notification: 'Too many guests in house? Pause online reservations' with a pause icon. At the bottom right, there is a footer: 'Designed by Hospitality Digital GmbH. All rights reserved.' and a list of links: 'FAQ | Terms of use | Imprint | Data privacy | Privacy Settings'.

 Pokud zvolíte vlastní čas, vyberte **časové období**.



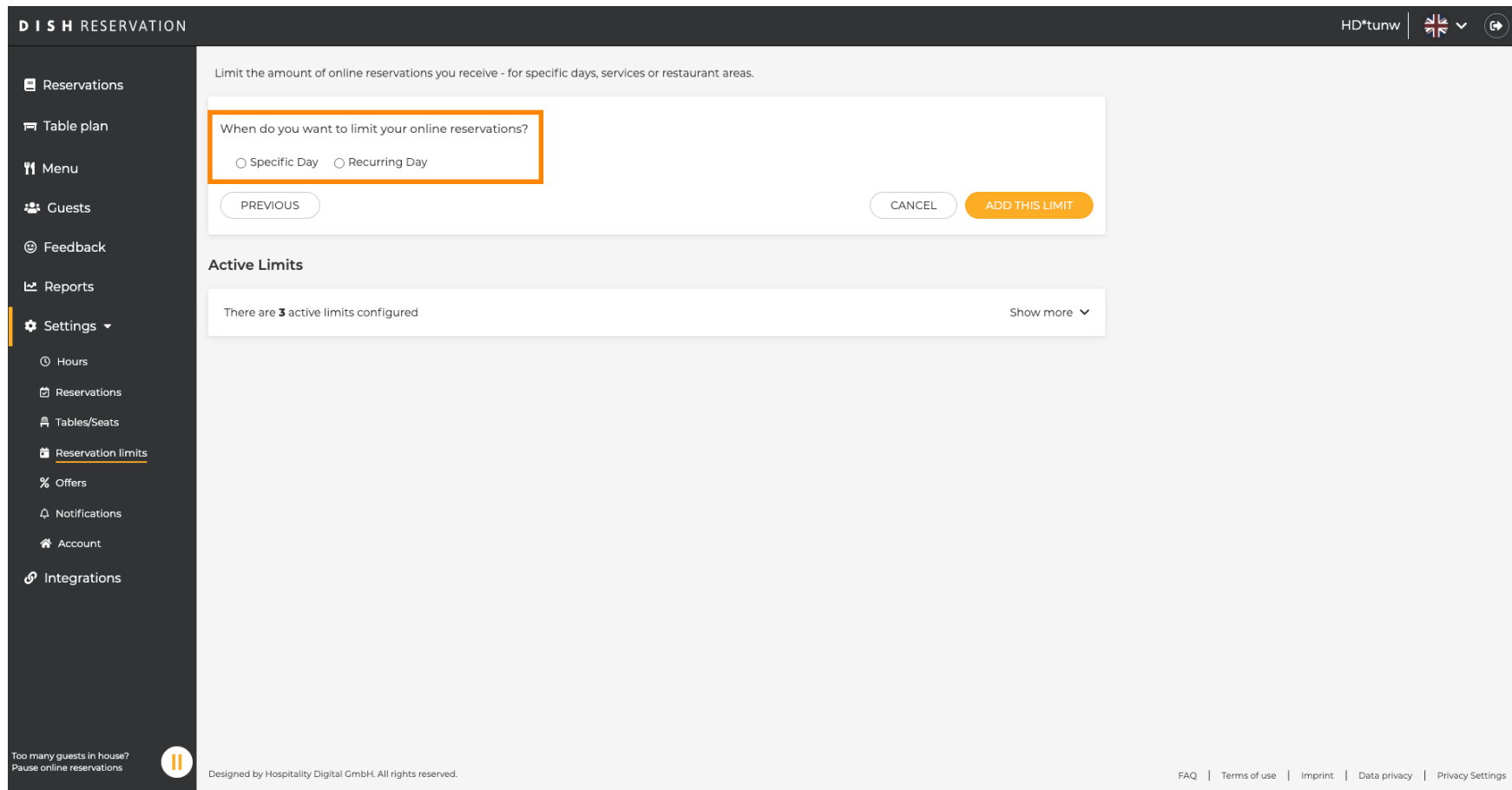
The screenshot shows the 'DISH RESERVATION' settings page. The left sidebar contains navigation options: Reservations, Table plan, Menu, Guests, Feedback, Reports, Settings (expanded), Hours, Reservations, Tables/Seats, Reservation limits (highlighted), Offers, Notifications, Account, and Integrations. The main content area is titled 'Limit the amount of online reservations you receive - for specific days, services or restaurant areas.' It asks 'How do you want to limit your online reservations?' with two main options: 'Do not accept any online reservations' (selected) and 'Change online reservation capacity'. Under 'Change online reservation capacity', there are sub-options for 'In' (All areas, Specific areas) and 'For' (Full Day, Custom time). The 'Custom time' option is selected, and a time range selector is highlighted with an orange box, showing 'From : 00 am to : 00 am'. Below this is an 'Active Limits' section stating 'There are 3 active limits configured' with a 'Show more' link. The footer includes a notification 'Too many guests in house? Pause online reservations', a copyright notice 'Designed by Hospitality Digital GmbH. All rights reserved.', and a list of links: FAQ, Terms of use, Imprint, Data privacy, Privacy Settings.

Klikněte na tlačítko **Další** pro pokračování v dalším kroku.

The screenshot shows the 'DISH RESERVATION' settings page. The left sidebar contains navigation options: Reservations, Table plan, Menu, Guests, Feedback, Reports, Settings (selected), Hours, Reservations, Tables/Seats, Reservation limits, Offers, Notifications, Account, and Integrations. The main content area is titled 'Limit the amount of online reservations you receive - for specific days, services or restaurant areas.' It asks 'How do you want to limit your online reservations?' with options: 'Do not accept any online reservations' (selected) and 'Change online reservation capacity'. Under 'Change online reservation capacity', there are sub-options: 'In' (All areas, Specific areas selected), 'Dehors' (checked) and 'Room' (unchecked), and 'For' (Full Day, Custom time selected). The 'Custom time' is set from 4:00 pm to 6:00 pm. At the bottom right of the form are 'CANCEL' and 'NEXT' buttons, with 'NEXT' highlighted by an orange box. Below the form is an 'Active Limits' section showing 'There are 3 active limits configured' and a 'Show more' link. The footer includes a warning 'Too many guests in house? Pause online reservations', a copyright notice 'Designed by Hospitality Digital GmbH. All rights reserved.', and a list of links: FAQ, Terms of use, Imprint, Data privacy, Privacy Settings.



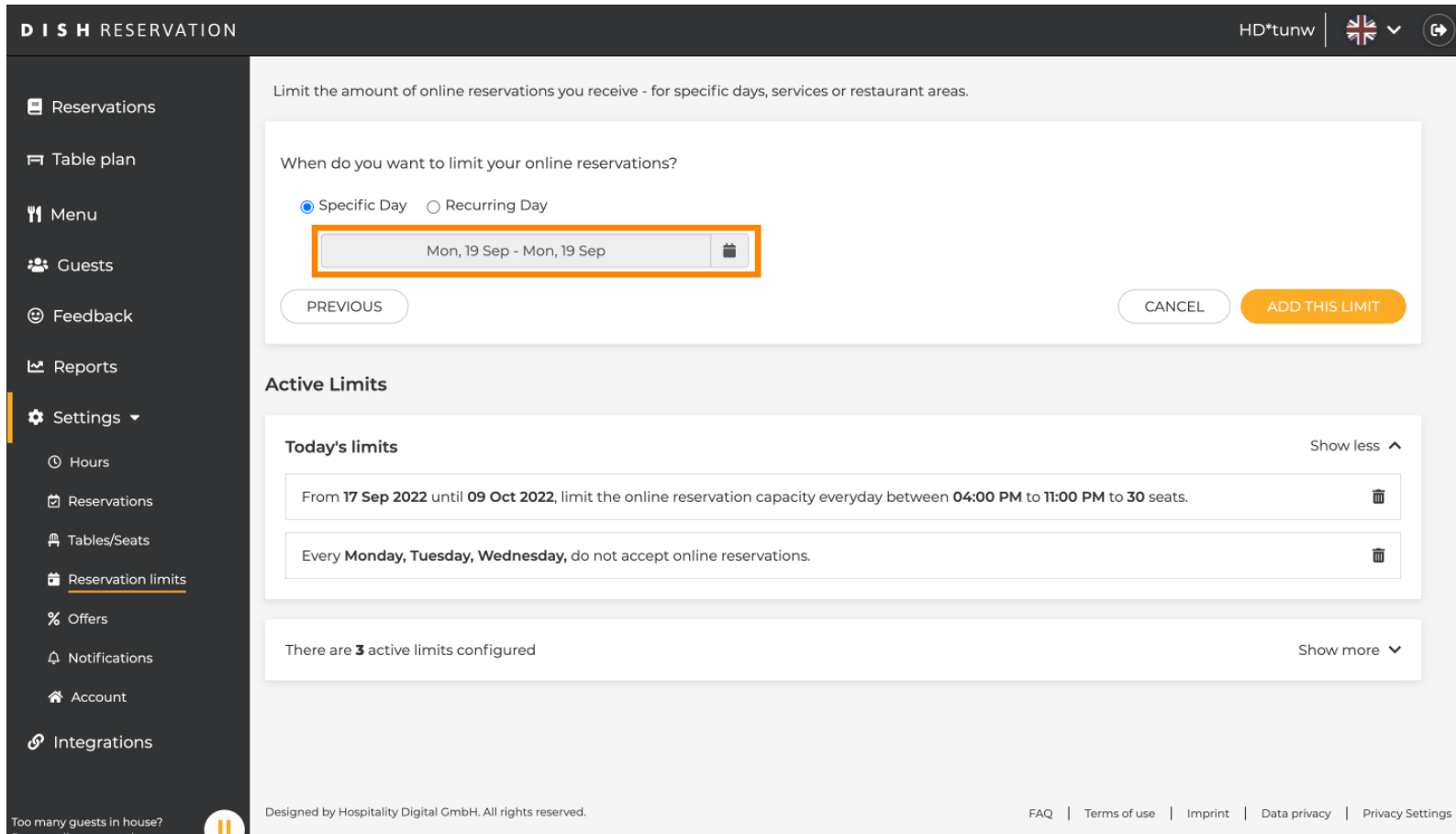
Vyberte, zda chcete zakázat online rezervace v **konkrétní den** nebo v **opakující se den** (např. každé pondělí). Jednoduše klikněte na možnost s prioritou a zadejte časová období.




The screenshot shows the 'RESERVATION LIMITS' configuration page in the DISH system. The interface includes a sidebar with navigation options like Reservations, Table plan, Menu, Guests, Feedback, Reports, Settings, Hours, Reservations, Tables/Seats, Reservation limits (highlighted), Offers, Notifications, Account, and Integrations. The main content area is titled 'Limit the amount of online reservations you receive - for specific days, services or restaurant areas.' It features a form with the question 'When do you want to limit your online reservations?' and two radio button options: 'Specific Day' and 'Recurring Day'. Below the form are 'PREVIOUS', 'CANCEL', and 'ADD THIS LIMIT' buttons. Underneath, the 'Active Limits' section shows 'There are 3 active limits configured' with a 'Show more' dropdown. At the bottom, there is a notification 'Too many guests in house? Pause online reservations' and footer text including 'Designed by Hospitality Digital GmbH. All rights reserved.' and links for 'FAQ | Terms of use | Imprint | Data privacy | Privacy Settings'.

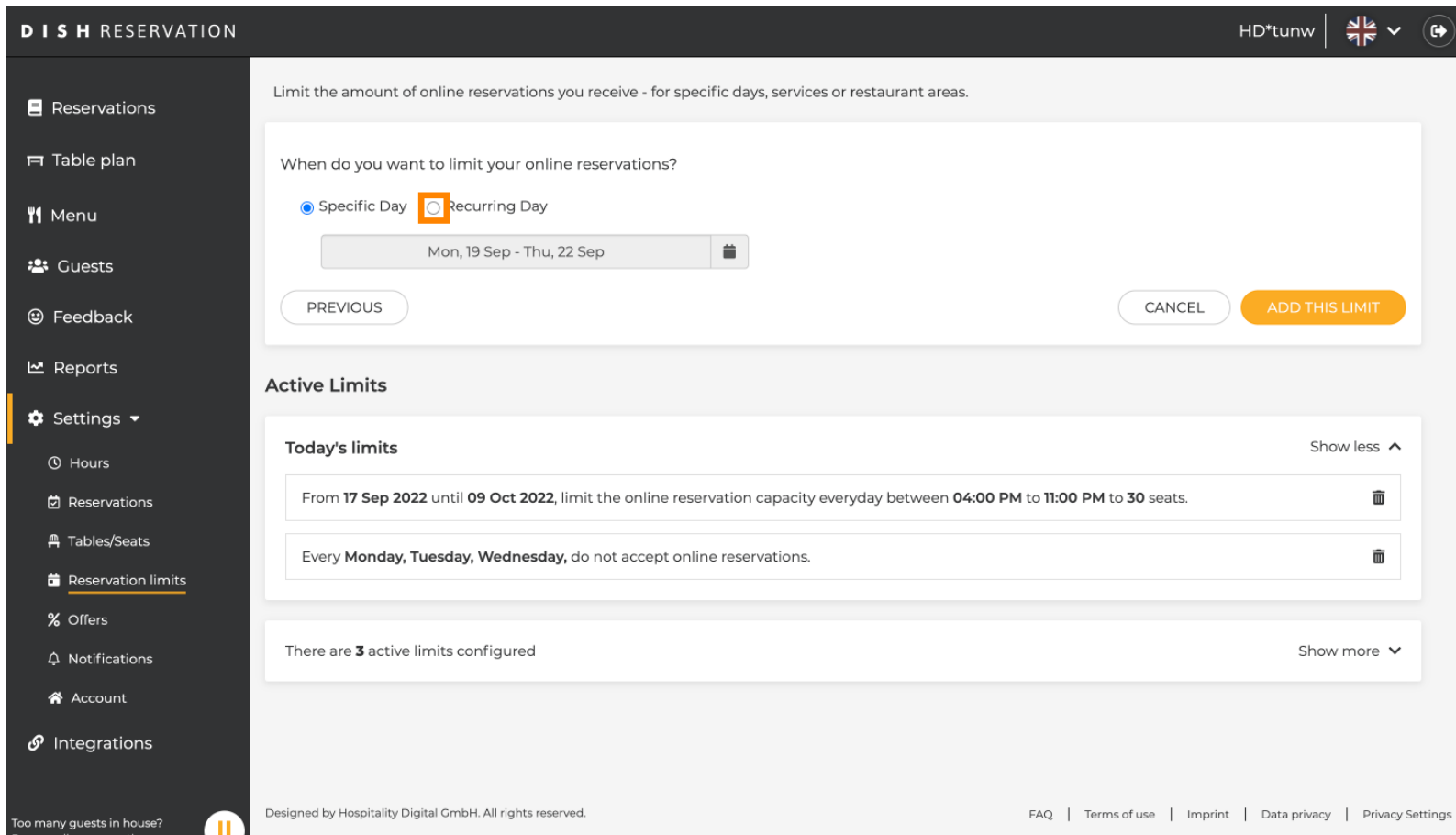




Pokud zvolíte konkrétní den, vyberte datum nebo časové období v **kalendáři**.



The screenshot shows the 'DISH RESERVATION' settings page. The left sidebar contains navigation options: Reservations, Table plan, Menu, Guests, Feedback, Reports, Settings (expanded), Hours, Reservations, Tables/Seats, Reservation limits (highlighted), Offers, Notifications, Account, and Integrations. The main content area is titled 'Limit the amount of online reservations you receive - for specific days, services or restaurant areas.' It asks 'When do you want to limit your online reservations?' with radio buttons for 'Specific Day' (selected) and 'Recurring Day'. A date picker shows 'Mon, 19 Sep - Mon, 19 Sep' and is highlighted with an orange box. Below are 'PREVIOUS', 'CANCEL', and 'ADD THIS LIMIT' buttons. The 'Active Limits' section shows 'Today's limits' with two entries: 'From 17 Sep 2022 until 09 Oct 2022, limit the online reservation capacity everyday between 04:00 PM to 11:00 PM to 30 seats.' and 'Every Monday, Tuesday, Wednesday, do not accept online reservations.' A summary states 'There are 3 active limits configured'. The footer includes 'Designed by Hospitality Digital GmbH. All rights reserved.' and links for FAQ, Terms of use, Imprint, Data privacy, and Privacy Settings.

-  Klikněte na **Opakující se den**, pokud chcete omezit online rezervace na běžné dny (např. každou neděli).




DISH RESERVATION HD*tunw  

Limit the amount of online reservations you receive - for specific days, services or restaurant areas.

When do you want to limit your online reservations?



Specific Day
 Recurring Day

Mon, 19 Sep - Thu, 22 Sep 

PREVIOUS CANCEL **ADD THIS LIMIT**


Active Limits

Today's limits Show less ^

- From **17 Sep 2022** until **09 Oct 2022**, limit the online reservation capacity everyday between **04:00 PM** to **11:00 PM** to **30** seats. 
- Every **Monday, Tuesday, Wednesday**, do not accept online reservations. 

There are **3** active limits configured Show more v

Designed by Hospitality Digital GmbH. All rights reserved. FAQ | Terms of use | Imprint | Data privacy | Privacy Settings

Too many guests in house?  Pause online reservations

🕒 Vyberte si **den** nebo **dny** jednoduše kliknutím na **jeden** nebo **několik dnů** .

The screenshot shows the 'DISH RESERVATION' settings page for user 'HD*tunw'. The left sidebar contains navigation options: Reservations, Table plan, Menu, Guests, Feedback, Reports, Settings (selected), Hours, Reservations, Tables/Seats, Reservation limits (highlighted), Offers, Notifications, Account, and Integrations.

The main content area is titled 'Limit the amount of online reservations you receive - for specific days, services or restaurant areas.' It asks 'When do you want to limit your online reservations?' with two radio buttons: 'Specific Day' and 'Recurring Day' (selected). Below this, there is a row of buttons for days of the week: 'Every', 'Mon' (highlighted with an orange box), 'Tue', 'Wed', 'Thu', 'Fri', 'Sat', and 'Sun'. At the bottom of this section are 'PREVIOUS', 'CANCEL', and 'ADD THIS LIMIT' buttons.

The 'Active Limits' section shows 'Today's limits' with two active configurations:

- From 17 Sep 2022 until 09 Oct 2022, limit the online reservation capacity everyday between 04:00 PM to 11:00 PM to 30 seats.
- Every Monday, Tuesday, Wednesday, do not accept online reservations.

 A summary bar indicates 'There are 3 active limits configured'.

At the bottom, there is a footer with 'Designed by Hospitality Digital GmbH. All rights reserved.' and links for 'FAQ', 'Terms of use', 'Imprint', 'Data privacy', and 'Privacy Settings'.

Jakmile jsou informace zadány, klikněte na **PŘIDAT TENTO LIMIT**.

The screenshot displays the 'DISH RESERVATION' management interface. The left sidebar contains navigation options: Reservations, Table plan, Menu, Guests, Feedback, Reports, Settings (expanded), Hours, Reservations, Tables/Seats, Reservation limits (highlighted), Offers, Notifications, Account, and Integrations. The main content area is titled 'Limit the amount of online reservations you receive - for specific days, services or restaurant areas.' It features a form with the question 'When do you want to limit your online reservations?' and two radio buttons: 'Specific Day' and 'Recurring Day' (selected). Below the radio buttons are day selection buttons: 'Every', 'Mon', 'Tue', 'Wed', 'Thu', 'Fri', 'Sat', and 'Sun'. The 'Fri' and 'Sat' buttons are highlighted in orange. At the bottom of the form are three buttons: 'PREVIOUS', 'CANCEL', and 'ADD THIS LIMIT' (highlighted with an orange border). Below the form is an 'Active Limits' section showing 'There are 3 active limits configured' with a 'Show more' dropdown arrow. The footer includes a notification 'Too many guests in house? Pause online reservations', a logo, and the text 'Designed by Hospitality Digital GmbH. All rights reserved.' along with links for 'FAQ', 'Terms of use', 'Imprint', 'Data privacy', and 'Privacy Settings'.



Místo toho, abychom se rozhodli nepřijímat žádné online rezervace, provedeme proces změny kapacity online rezervací.

The screenshot displays the 'DISH RESERVATION' settings interface. The left sidebar contains navigation options: Reservations, Table plan, Menu, Guests, Feedback, Reports, Settings (expanded), Hours, Reservations, Tables/Seats, Reservation limits (highlighted), Offers, Notifications, Account, and Integrations. The main content area is titled 'Limit the amount of online reservations you receive - for specific days, services or restaurant areas.' It asks 'How do you want to limit your online reservations?' with two radio button options: 'Do not accept any online reservations' and 'Change online reservation capacity' (which is selected and highlighted with an orange box). Below the options are 'CANCEL' and 'NEXT' buttons. Under the heading 'Active Limits', a message states 'There is **one** active limit configured' with a 'Show more' dropdown arrow. At the bottom left, a notification reads 'Too many guests in house? Pause online reservations' with a pause icon. The footer includes 'Designed by Hospitality Digital GmbH. All rights reserved.' and links for 'FAQ | Terms of use | Imprint | Data privacy | Privacy Settings'.



Klikněte na **možnost změnit kapacitu online rezervace** pro snížení počtu míst, která lze rezervovat online.

DISH RESERVATION

HD*tunw

Limit the amount of online reservations you receive - for specific days, services or restaurant areas.

How do you want to limit your online reservations?

Do not accept any online reservations Change online reservation capacity

CANCEL NEXT

Active Limits

There is **one** active limit configured [Show more](#)

Too many guests in house?
Pause online reservations

Designed by Hospitality Digital GmbH. All rights reserved.

FAQ | Terms of use | Imprint | Data privacy | Privacy Settings



Vyberte **počet míst**, která lze rezervovat online.

The screenshot shows the 'DISH RESERVATION' settings interface. The left sidebar contains a navigation menu with items: Reservations, Table plan, Menu, Guests, Feedback, Reports, Settings (expanded), Hours, Reservations, Tables/Seats, Reservation limits (highlighted), Offers, Notifications, Account, and Integrations. At the bottom left of the sidebar, there is a notification: 'Too many guests in house? Pause online reservations' with a pause icon.

The main content area is titled 'Limit the amount of online reservations you receive - for specific days, services or restaurant areas.' It contains a form with the question 'How do you want to limit your online reservations?' and two radio button options: 'Do not accept any online reservations' and 'Change online reservation capacity' (which is selected). Below this, there is a text input field with the label 'Reduce the online reservation capacity from 62 seats to' and a numeric input box containing '62'. Below the input field are three radio button options: 'For', 'Full Day', and 'Custom time'. At the bottom right of the form are 'CANCEL' and 'NEXT' buttons.

Below the form is a section titled 'Active Limits' with a message: 'There is **one** active limit configured' and a 'Show more' link with a dropdown arrow.

At the bottom of the interface, there is a footer with the text 'Designed by Hospitality Digital GmbH. All rights reserved.' and a list of links: 'FAQ | Terms of use | Imprint | Data privacy | Privacy Settings'.



Klikněte do **textového pole** a zadejte **počet sedadel**. **Poznámka: Nezadávejte číslo větší než maximální počet sedadel.**

The screenshot shows the 'DISH RESERVATION' settings interface. The left sidebar contains navigation options: Reservations, Table plan, Menu, Guests, Feedback, Reports, Settings (expanded), Hours, Reservations, Tables/Seats, Reservation limits (highlighted), Offers, Notifications, Account, and Integrations. The main content area is titled 'Limit the amount of online reservations you receive - for specific days, services or restaurant areas.' It asks 'How do you want to limit your online reservations?' with two radio button options: 'Do not accept any online reservations' and 'Change online reservation capacity' (selected). Below this, it says 'Reduce the online reservation capacity from 62 seats to seats.' The 'Full Day' radio button is selected under the 'For' section. 'CANCEL' and 'NEXT' buttons are at the bottom right. Below the form is an 'Active Limits' section showing 'There is one active limit configured' with a 'Show more' link. The footer includes a notification 'Too many guests in house? Pause online reservations', a copyright notice 'Designed by Hospitality Digital GmbH. All rights reserved.', and links for 'FAQ | Terms of use | Imprint | Data privacy | Privacy Settings'.



Vyberte, zda chcete omezit kapacitu online rezervací na celý den nebo na několik hodin (vlastní čas)

The screenshot shows the 'DISH RESERVATION' settings page. The left sidebar contains a navigation menu with items: Reservations, Table plan, Menu, Guests, Feedback, Reports, Settings (expanded), Hours, Reservations, Tables/Seats, Reservation limits (highlighted), Offers, Notifications, Account, and Integrations. The main content area is titled 'Limit the amount of online reservations you receive - for specific days, services or restaurant areas.' It asks 'How do you want to limit your online reservations?' with two radio button options: 'Do not accept any online reservations' and 'Change online reservation capacity' (selected). Below this, it states 'Reduce the online reservation capacity from 62 seats to 25 seats.' There are three radio button options for the limit: 'For' (selected and highlighted with an orange box), 'Full Day', and 'Custom time'. 'CANCEL' and 'NEXT' buttons are at the bottom right. Below the configuration form, there is an 'Active Limits' section with a message: 'There is one active limit configured' and a 'Show more' dropdown arrow. At the bottom left, there is a notification: 'Too many guests in house? Pause online reservations' with a pause icon. At the bottom right, there are links for 'FAQ', 'Terms of use', 'Imprint', 'Data privacy', and 'Privacy Settings'. The footer text reads 'Designed by Hospitality Digital GmbH. All rights reserved.'



Pokud vyberete vlastní čas, nastavte **časové období**, pro které chcete omezit kapacitu online rezervací.

The screenshot shows the 'DISH RESERVATION' settings page. The left sidebar contains navigation options: Reservations, Table plan, Menu, Guests, Feedback, Reports, Settings (expanded), Hours, Reservations, Tables/Seats, Reservation limits (highlighted), Offers, Notifications, Account, and Integrations. The main content area is titled 'Limit the amount of online reservations you receive - for specific days, services or restaurant areas.' It asks 'How do you want to limit your online reservations?' with two radio buttons: 'Do not accept any online reservations' and 'Change online reservation capacity' (selected). Below, it shows 'Reduce the online reservation capacity from 62 seats to 25 seats.' and 'For' options: 'Full Day' and 'Custom time' (selected). A time selection box is highlighted with an orange border, showing 'From : 00 am to : 00 am'. 'CANCEL' and 'NEXT' buttons are at the bottom right. An 'Active Limits' section shows 'There is one active limit configured' with a 'Show more' link. The footer includes a notification 'Too many guests in house? Pause online reservations', a logo, and the text 'Designed by Hospitality Digital GmbH. All rights reserved.' along with links for FAQ, Terms of use, Imprint, Data privacy, and Privacy Settings.



Jakmile nastavíte čas, klikněte na tlačítko **Další**.

The screenshot shows the 'DISH RESERVATION' settings page. The left sidebar contains navigation options: Reservations, Table plan, Menu, Guests, Feedback, Reports, Settings (expanded), Hours, Reservations, Tables/Seats, Reservation limits (highlighted), Offers, Notifications, Account, and Integrations. The main content area is titled 'Limit the amount of online reservations you receive - for specific days, services or restaurant areas.' It asks 'How do you want to limit your online reservations?' with two radio button options: 'Do not accept any online reservations' and 'Change online reservation capacity' (selected). Below this, it shows 'Reduce the online reservation capacity from 62 seats to 40 seats.' and 'For' options: 'Full Day' and 'Custom time' (selected). The 'Custom time' section shows 'From 12 : 00 am to 11 : 00 pm'. At the bottom right of this section are 'CANCEL' and 'NEXT' buttons, with 'NEXT' highlighted by an orange box. Below this is an 'Active Limits' section stating 'There is one active limit configured' with a 'Show more' dropdown. The footer includes a warning 'Too many guests in house? Pause online reservations' with a pause icon, the text 'Designed by Hospitality Digital GmbH. All rights reserved.', and links for 'FAQ | Terms of use | Imprint | Data privacy | Privacy Settings'.



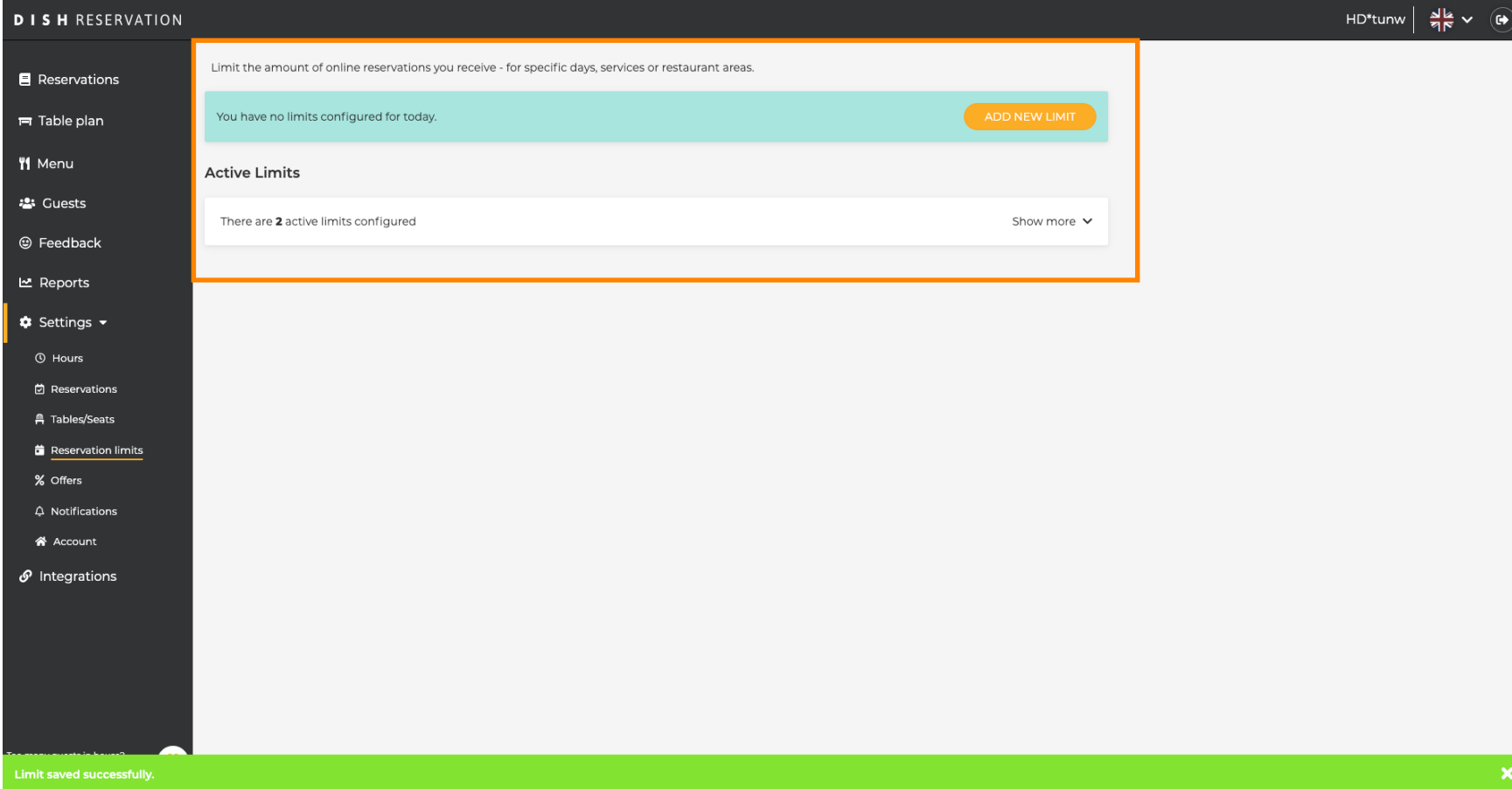
Nyní si vyberte, zda chcete dostávat méně online rezervací v konkrétní den nebo v opakující se den.

The screenshot shows the 'RESERVATION LIMITS' configuration page in the DISH management system. The interface includes a dark sidebar with navigation options like Reservations, Table plan, Menu, Guests, Feedback, Reports, Settings, Hours, Reservations, Tables/Seats, Reservation limits (highlighted), Offers, Notifications, Account, and Integrations. The main content area is titled 'Limit the amount of online reservations you receive - for specific days, services or restaurant areas.' It features a form with the question 'When do you want to limit your online reservations?' and two radio button options: 'Specific Day' (which is selected and highlighted with an orange box) and 'Recurring Day'. Below the form are three buttons: 'PREVIOUS', 'CANCEL', and 'ADD THIS LIMIT'. Underneath, the 'Active Limits' section shows 'There is one active limit configured' with a 'Show more' dropdown. At the bottom, there is a notification 'Too many guests in house? Pause online reservations' and a footer with 'Designed by Hospitality Digital GmbH. All rights reserved.' and a list of links: 'FAQ | Terms of use | Imprint | Data privacy | Privacy Settings'.

Jakmile zadáte informace, klikněte na **PŘIDAT TENTO LIMIT**.

The screenshot shows the 'RESERVATION LIMITS' configuration page in the DISH system. The page title is 'Limit the amount of online reservations you receive - for specific days, services or restaurant areas.' Below this, a form asks 'When do you want to limit your online reservations?' with two radio button options: 'Specific Day' (selected) and 'Recurring Day'. A date selector shows 'Sat, 8 Oct - Sun, 30 C'. At the bottom of the form are three buttons: 'PREVIOUS', 'CANCEL', and 'ADD THIS LIMIT' (highlighted with an orange border). Below the form, the 'Active Limits' section shows 'There is one active limit configured' with a 'Show more' dropdown arrow. The left sidebar contains navigation items: Reservations, Table plan, Menu, Guests, Feedback, Reports, Settings (expanded), Hours, Reservations, Tables/Seats, Reservation limits (highlighted), Offers, Notifications, Account, and Integrations. At the bottom left, there is a notification: 'Too many guests in house? Pause online reservations'. At the bottom right, there are links for FAQ, Terms of use, Imprint, Data privacy, and Privacy Settings. The footer text reads 'Designed by Hospitality Digital GmbH. All rights reserved.'

 Váš limit rezervací je nyní přidán a jste zpět v přehledu.



DISH RESERVATION

HD*tunw

Reservations

Table plan

Menu

Guests

Feedback

Reports

Settings

Hours

Reservations

Tables/Seats

Reservation limits

Offers

Notifications

Account

Integrations

Limit the amount of online reservations you receive - for specific days, services or restaurant areas.

You have no limits configured for today. [ADD NEW LIMIT](#)

Active Limits


There are **2** active limits configured [Show more](#)

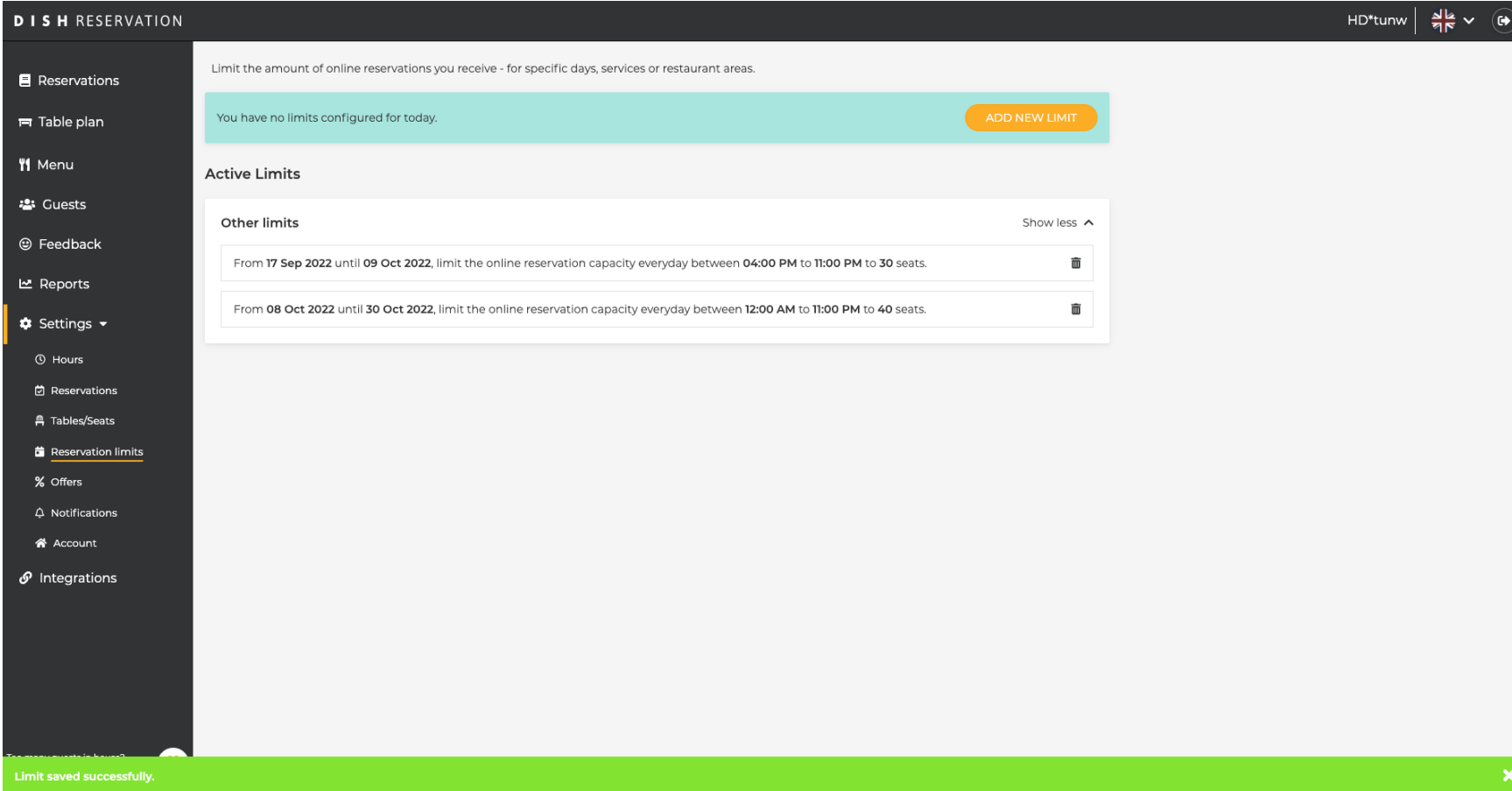
Limit saved successfully.



Chcete-li zobrazit nakonfigurované limity rezervací, klikněte na **Zobrazit více** a získejte přehled všech limitů online rezervací.

The screenshot shows the 'DISH RESERVATION' dashboard. On the left is a dark sidebar with navigation options: Reservations, Table plan, Menu, Guests, Feedback, Reports, Settings (expanded), Hours, Reservations, Tables/Seats, Reservation limits (highlighted), Offers, Notifications, Account, and Integrations. The main content area has a header 'Limit the amount of online reservations you receive - for specific days, services or restaurant areas.' Below this is a light blue message box: 'You have no limits configured for today.' with an 'ADD NEW LIMIT' button. Underneath is the 'Active Limits' section, which contains a white box with the text 'There are 2 active limits configured' and a 'Show more' dropdown arrow. This box is highlighted with an orange border. At the bottom of the screen, a green notification bar says 'Limit saved successfully.' with a close button.

 To je vše. Dokončili jste tutoriál a nyní víte, jak vytvořit limity rezervací.



The screenshot shows the 'RESERVATION LIMITS' section of the DISH management system. The interface includes a dark sidebar with navigation options like Reservations, Table plan, Menu, Guests, Feedback, Reports, Settings, Hours, Reservations, Tables/Seats, Reservation limits (highlighted), Offers, Notifications, Account, and Integrations. The main content area has a header 'DISH RESERVATION' and a user profile 'HD*tunw'. Below the header, there is a teal notification box stating 'You have no limits configured for today.' with an 'ADD NEW LIMIT' button. Under the 'Active Limits' section, there is a 'Show less' link and two limit entries: 'From 17 Sep 2022 until 09 Oct 2022, limit the online reservation capacity everyday between 04:00 PM to 11:00 PM to 30 seats.' and 'From 08 Oct 2022 until 30 Oct 2022, limit the online reservation capacity everyday between 12:00 AM to 11:00 PM to 40 seats.' Each entry has a trash icon for deletion. A green banner at the bottom of the interface displays the message 'Limit saved successfully.' with a close button.



Naskenujte pro přechod do interaktivního přehrávače