



Welcome to the dashboard of **DISH Reservation**. In this tutorial, we show you how to create reservation limits.

The screenshot displays the DISH Reservation dashboard. On the left is a dark sidebar with navigation links: Reservations, Table plan, Menu, Guests, Feedback, Reports, Settings, and Integrations. The main content area has a dark header with 'DISH RESERVATION', a user profile 'HD\*tunw', a language dropdown (UK flag), and a refresh icon. Below the header is a teal banner with a message about walk-in customers and two orange buttons: 'WALK-IN' and 'ADD RESERVATION'. A date range selector shows 'Tue, 13 Sep - Tue, 13 Sep'. A message states 'You have no limits configured for the selected date.' with an 'Add a new limit' button. Filter tabs for 'All', 'Completed', and 'Upcoming' are shown, with 'Upcoming' selected. Summary statistics include a checkmark icon with '0', a group of people icon with '0', and a calendar icon with '0/13'. A large white box with a magnifying glass icon and the text 'No reservations available' is centered. At the bottom left is a 'Print' button. At the bottom right is a yellow question mark icon. The footer contains a warning 'Too many guests in house? Pause online reservations' with a pause icon, the text 'Designed by Hospitality Digital GmbH. All rights reserved.', and links for 'FAQ', 'Terms of use', 'Imprint', 'Data privacy', and 'Privacy Settings'.



First, go to **Settings** on the menu to your left.

The screenshot displays the DISH RESERVATION dashboard. On the left, a dark sidebar contains a menu with the following items: Reservations, Table plan, Menu, Guests, Feedback, Reports, **Settings** (highlighted with an orange box), and Integrations. The main content area has a dark header with the text 'DISH RESERVATION' and a user profile 'HD\*tunw' with a dropdown arrow and a refresh icon. Below the header, a teal banner reads: 'Have a walk-in customer? Received a reservation request over phone / email? Don't forget to add it to your reservation book!' with 'WALK-IN' and 'ADD RESERVATION' buttons. A date selector shows 'Tue, 13 Sep - Tue, 13 Sep'. A message states: 'You have no limits configured for the selected date.' with an 'Add a new limit' button. Filter tabs include 'All' (selected), 'Completed', and 'Upcoming'. Summary statistics show 0 reservations, 0 guests, and 0/13 tables. A large white box in the center contains an illustration of a person with a magnifying glass and the text 'No reservations available'. A 'Print' button is at the bottom left. The footer includes a status message 'Too many guests in house? Pause online reservations', a copyright notice 'Designed by Hospitality Digital GmbH. All rights reserved.', and a help icon. The bottom right corner contains links for FAQ, Terms of use, Imprint, Data privacy, and Privacy Settings.



And then select **Reservation limits**.

The screenshot shows the DISH RESERVATION dashboard. The sidebar on the left contains the following menu items: Reservations, Table plan, Menu, Guests, Feedback, Reports, Settings (with a dropdown arrow), Hours, Reservations, Tables/Seats, **Reservation limits** (highlighted with an orange box), Offers, Notifications, Account, and Integrations. The main content area has a dark header with 'DISH RESERVATION' and a user profile 'HD\*tunw'. Below the header, there's a teal banner with a message about walk-in customers and buttons for 'WALK-IN' and 'ADD RESERVATION'. A date selector shows 'Tue, 13 Sep - Tue, 13 Sep'. A message states 'You have no limits configured for the selected date.' with an 'Add a new limit' button. Filter tabs include 'All' (selected), 'Completed', and 'Upcoming'. Summary statistics show 0 reservations, 0 guests, and 0/13 tables. The main area displays 'No reservations available' with a person icon. A 'Print' button is at the bottom left. The footer includes a 'Designed by Hospitality Digital GmbH' notice, a 'Too many guests in house? Pause online reservations' warning, and a help icon.



A window will appear, that shows all of your **reservation limits**.

The screenshot displays the DISH Reservation management interface. On the left is a dark sidebar with a menu including: Reservations, Table plan, Menu, Guests, Feedback, Reports, Settings (expanded), Hours, Reservations, Tables/Seats, Reservation limits, Offers, Notifications, Account, and Integrations. The main content area has a dark header with 'DISH RESERVATION' and user information 'HD\*tunw'. Below the header, a light gray box contains the text 'Limit the amount of online reservations you receive - for specific days, services or restaurant areas.' and a teal bar stating 'You have no limits configured for today.' with an 'ADD NEW LIMIT' button. Under the 'Active Limits' section, it says 'There is **one** active limit configured' with a 'Show more' dropdown. At the bottom left, a notification reads 'Too many guests in house? Pause online reservations' with a pause icon. The footer includes 'Designed by Hospitality Digital GmbH. All rights reserved.' and links for FAQ, Terms of use, Imprint, Data privacy, and Privacy Settings.

Click on **ADD NEW LIMIT** to add new online reservation limits.



The screenshot displays the DISH Reservation management interface. On the left is a dark sidebar with a menu containing: Reservations, Table plan, Menu, Guests, Feedback, Reports, Settings (expanded), Hours, Reservations, Tables/Seats, Reservation limits (highlighted), Offers, Notifications, Account, and Integrations. At the bottom of the sidebar, there is a notification: "Too many guests in house? Pause online reservations" with a pause icon.

The main content area has a dark header with "DISH RESERVATION" on the left and "HD\*tunw" with a flag icon and a refresh icon on the right. Below the header, a light gray box contains the text: "Limit the amount of online reservations you receive - for specific days, services or restaurant areas." Below this, a teal box states: "You have no limits configured for today." To the right of this box is an orange button labeled "ADD NEW LIMIT", which is highlighted with an orange border. Below the teal box, the section "Active Limits" is shown, containing a white box with the text: "There is **one** active limit configured" and a "Show more" link with a downward arrow.

At the bottom of the interface, there is a footer with the text: "Designed by Hospitality Digital GmbH. All rights reserved." and a row of links: "FAQ | Terms of use | Imprint | Data privacy | Privacy Settings".



You can choose to limit your capacity for online reservations.

**DISH RESERVATION** HD\*tunw  

**Reservations**  
Table plan  
Menu  
Guests  
Feedback  
Reports  
**Settings** ▾  
Hours  
Reservations  
Tables/Seats  
Reservation limits  
Offers  
Notifications  
Account  
Integrations

Limit the amount of online reservations you receive - for specific days, services or restaurant areas.


How do you want to limit your online reservations?

☐ Do not accept any online reservations ☐ Change online reservation capacity

CANCEL NEXT

**Active Limits**

There is **one** active limit configured Show more ▾

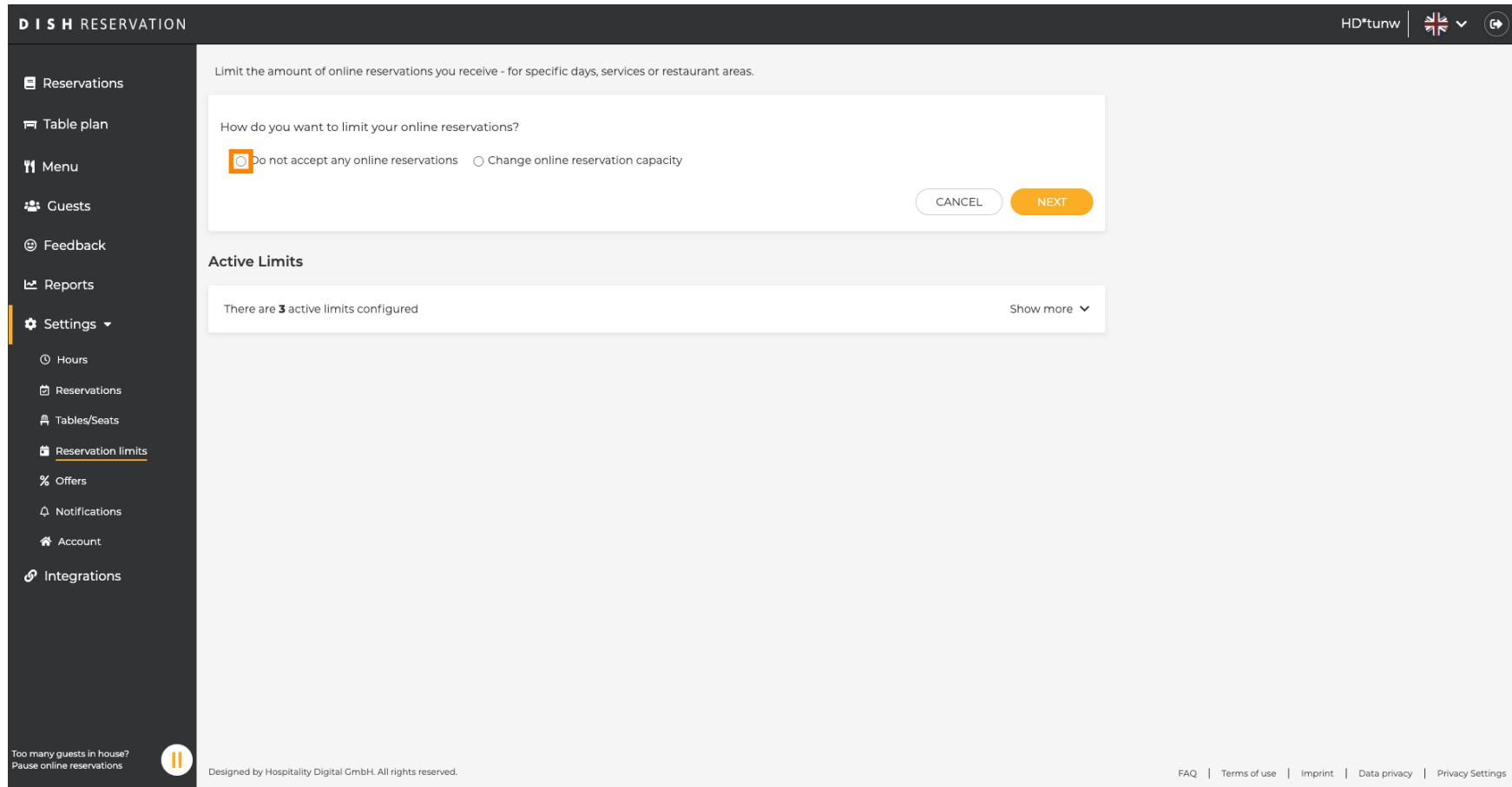
Too many guests in house?  
Pause online reservations 

Designed by Hospitality Digital GmbH. All rights reserved.

[FAQ](#) | [Terms of use](#) | [Imprint](#) | [Data privacy](#) | [Privacy Settings](#)



Click on **Do not accept any online reservations** to disable online reservations.



The screenshot shows the DISH Reservation management interface. On the left is a dark sidebar with a menu: Reservations, Table plan, Menu, Guests, Feedback, Reports, Settings (expanded), Hours, Reservations, Tables/Seats, Reservation limits (highlighted), Offers, Notifications, Account, and Integrations. At the bottom of the sidebar is a warning: 'Too many guests in house? Pause online reservations' with a pause icon. The main content area has a dark header with 'DISH RESERVATION' and user info 'HD\*tunw'. Below the header, a message states: 'Limit the amount of online reservations you receive - for specific days, services or restaurant areas.' A form asks 'How do you want to limit your online reservations?' with two radio buttons: 'Do not accept any online reservations' (selected) and 'Change online reservation capacity'. 'CANCEL' and 'NEXT' buttons are to the right. Below this is an 'Active Limits' section showing 'There are 3 active limits configured' with a 'Show more' link. The footer contains 'Designed by Hospitality Digital GmbH. All rights reserved.' and links for FAQ, Terms of use, Imprint, Data privacy, and Privacy Settings.



Chose whether you want to temporarily stop online reservations for the entire restaurant or for specific areas.

DISH RESERVATION
HD\*tunw

- Reservations
- Table plan
- Menu
- Guests
- Feedback
- Reports
- Settings
  - Hours
  - Reservations
  - Tables/Seats
  - Reservation limits
  - Offers
  - Notifications
  - Account
  - Integrations

Limit the amount of online reservations you receive - for specific days, services or restaurant areas.

How do you want to limit your online reservations?

☒ Do not accept any online reservations
☐ Change online reservation capacity

☒ In
☐ All areas
☐ Specific areas

For
☐ Full Day
☐ Custom time

CANCEL NEXT

Active Limits

There are 3 active limits configured [Show more](#)

Too many guests in house?  
Pause online reservations

Designed by Hospitality Digital GmbH. All rights reserved.
FAQ | Terms of use | Imprint | Data privacy | Privacy Settings



Select the areas for which you want to disable online reservations.

DISH RESERVATION
HD\*tunw

- Reservations
- Table plan
- Menu
- Guests
- Feedback
- Reports
- Settings
  - Hours
  - Reservations
  - Tables/Seats
  - Reservation limits
  - Offers
  - Notifications
  - Account
  - Integrations

Limit the amount of online reservations you receive - for specific days, services or restaurant areas.

How do you want to limit your online reservations?

☒ Do not accept any online reservations
☐ Change online reservation capacity

In ☐ All areas ☒ Specific areas

☐ Dehors
☐ Room

For ☐ Full Day ☐ Custom time

CANCEL NEXT

Active Limits

There are 3 active limits configured [Show more](#)

Too many guests in house? Pause online reservations

Designed by Hospitality Digital GmbH. All rights reserved.

[FAQ](#) | 
[Terms of use](#) | 
[Imprint](#) | 
[Data privacy](#) | 
[Privacy Settings](#)



Chose whether you want to stop online reservations for a full day or for a few hours (custom time).

DISH RESERVATION
HD\*tunw

- Reservations
- Table plan
- Menu
- Guests
- Feedback
- Reports
- Settings
  - Hours
  - Reservations
  - Tables/Seats
  - Reservation limits
  - Offers
  - Notifications
  - Account
  - Integrations

Limit the amount of online reservations you receive - for specific days, services or restaurant areas.

How do you want to limit your online reservations?

☒ Do not accept any online reservations
☐ Change online reservation capacity

In

☐ All areas
☒ Specific areas

☒ Dehors
☐ Room

☒ For
☐ Full Day
☐ Custom time

CANCEL NEXT

Active Limits

There are 3 active limits configured [Show more](#)

Too many guests in house? Pause online reservations

Designed by Hospitality Digital GmbH. All rights reserved.

[FAQ](#) | 
[Terms of use](#) | 
[Imprint](#) | 
[Data privacy](#) | 
[Privacy Settings](#)



If you choose custom time, select the **time-period**.

DISH RESERVATION

HD\*tunw

Reservations

Table plan

Menu

Guests

Feedback

Reports

Settings

Hours

Reservations

Tables/Seats

Reservation limits

Offers

Notifications

Account

Integrations

Limit the amount of online reservations you receive - for specific days, services or restaurant areas.

How do you want to limit your online reservations?

☒ Do not accept any online reservations

☐ Change online reservation capacity

In

☐ All areas

☒ Specific areas

☒ Dehors

☐ Room

For

☐ Full Day

☒ Custom time

From

:

00

am

to

:

00

am

CANCEL

NEXT

Active Limits

There are 3 active limits configured

Show more

Too many guests in house?

Pause online reservations

Designed by Hospitality Digital GmbH. All rights reserved.

FAQ

Terms of use

Imprint

Data privacy

Privacy Settings



Click on **Next** to proceed with the next step.

DISH RESERVATION

HD\*tunw

Reservations

Table plan

Menu

Guests

Feedback

Reports

Settings

Hours

Reservations

Tables/Seats

Reservation limits

Offers

Notifications

Account

Integrations

Limit the amount of online reservations you receive - for specific days, services or restaurant areas.

How do you want to limit your online reservations?

☒ Do not accept any online reservations

☐ Change online reservation capacity

In

☐ All areas

☒ Specific areas

☒ Dehors

☐ Room

For

☐ Full Day

☒ Custom time

From

4 : 00

pm

to

6 : 00

pm

CANCEL

NEXT

Active Limits

There are 3 active limits configured

Show more

Too many guests in house?

Pause online reservations

Designed by Hospitality Digital GmbH. All rights reserved.

FAQ

Terms of use

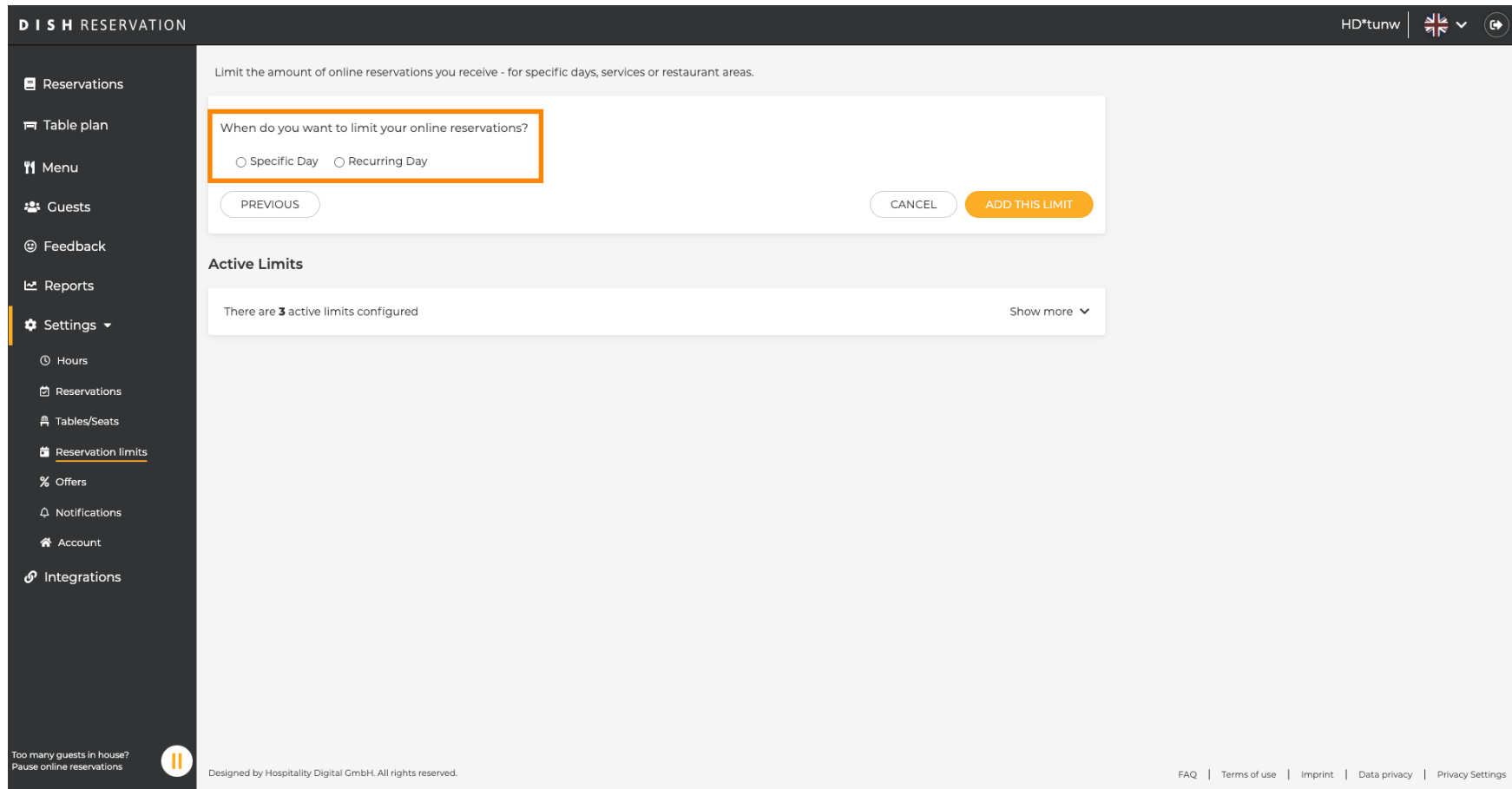
Imprint

Data privacy

Privacy Settings

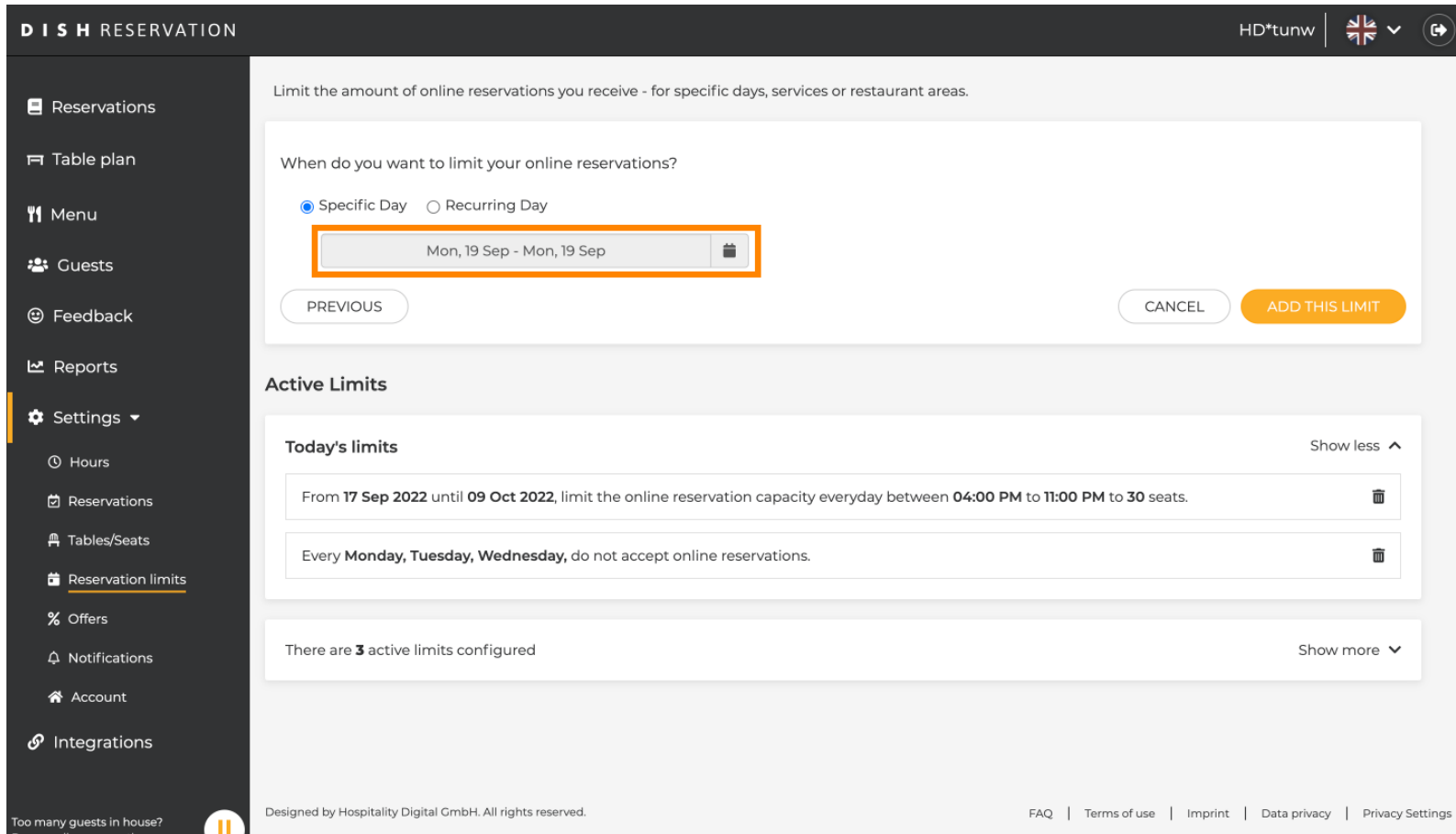


Choose whether you want to disable online reservations on a **specific day** or on a **recurring day** (e.g. every Monday). Simply click on the prioritized option and specify the time-periods.



The screenshot shows the 'DISH RESERVATION' interface. On the left is a dark sidebar with a menu: Reservations, Table plan, Menu, Guests, Feedback, Reports, Settings (expanded), Hours, Reservations, Tables/Seats, Reservation limits, Offers, Notifications, Account, and Integrations. The main content area is titled 'Limit the amount of online reservations you receive - for specific days, services or restaurant areas.' It features a form with the question 'When do you want to limit your online reservations?' and two radio buttons: 'Specific Day' (selected) and 'Recurring Day'. Below the form are 'PREVIOUS', 'CANCEL', and 'ADD THIS LIMIT' buttons. Under the 'Active Limits' section, it states 'There are 3 active limits configured' with a 'Show more' link. At the bottom left, a notification says 'Too many guests in house? Pause online reservations' with a pause icon. The footer includes 'Designed by Hospitality Digital GmbH. All rights reserved.' and links for FAQ, Terms of use, Imprint, Data privacy, and Privacy Settings.

If you choose specific day, select a date or time period on the **calendar**.



**DISH RESERVATION** HD\*tunw

Limit the amount of online reservations you receive - for specific days, services or restaurant areas.

When do you want to limit your online reservations?

☒ Specific Day ☐ Recurring Day

Mon, 19 Sep - Mon, 19 Sep

PREVIOUS CANCEL ADD THIS LIMIT

**Active Limits**

**Today's limits** Show less ^

From 17 Sep 2022 until 09 Oct 2022, limit the online reservation capacity everyday between 04:00 PM to 11:00 PM to 30 seats.

Every Monday, Tuesday, Wednesday, do not accept online reservations.

There are 3 active limits configured Show more v

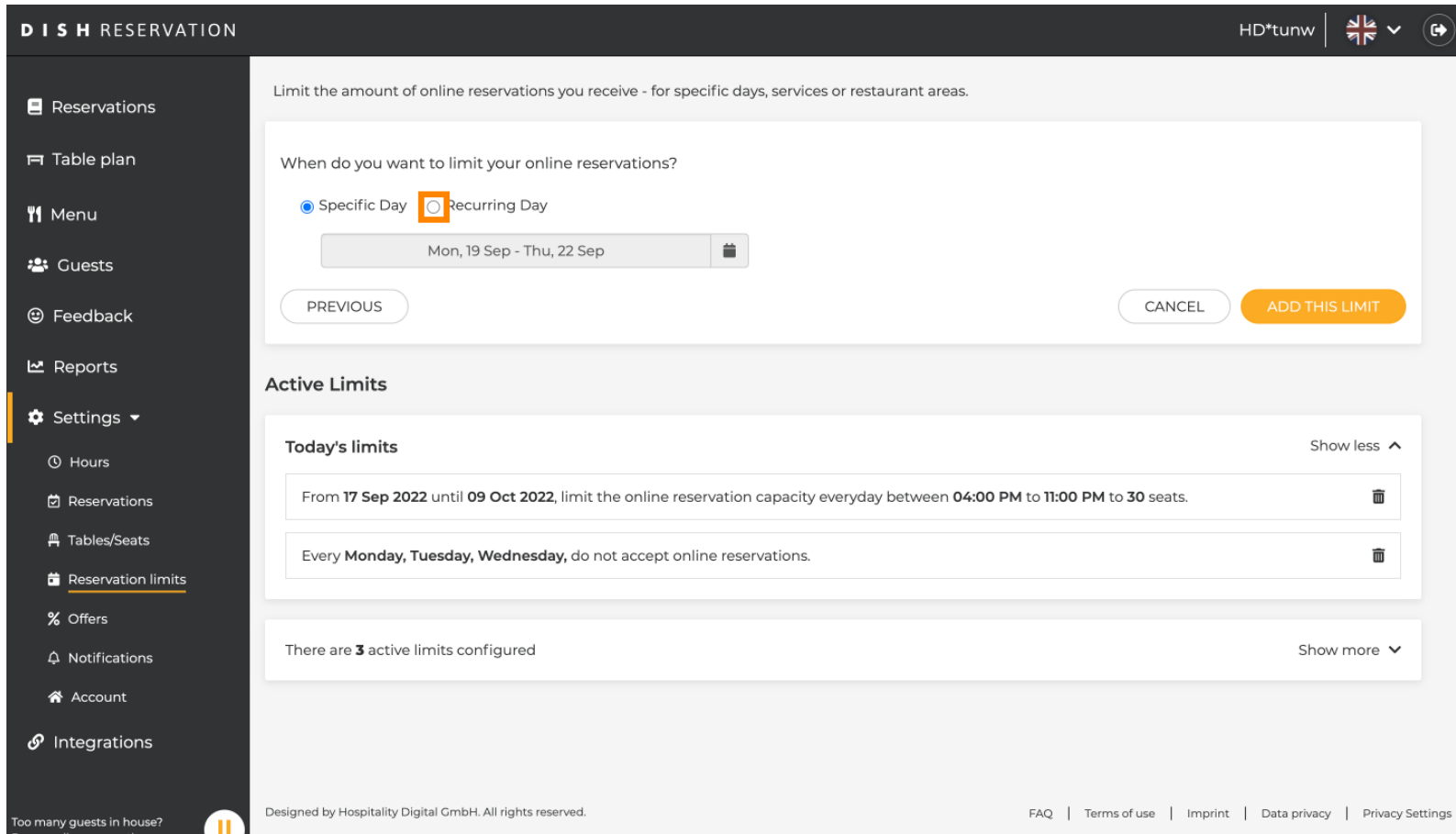
Too many guests in house? Pause online reservations.

Designed by Hospitality Digital GmbH. All rights reserved.

FAQ | Terms of use | Imprint | Data privacy | Privacy Settings



Click on **Recurring Day**, if you want to limit online reservation on regular days (e.g. every Sunday).



The screenshot shows the DISH RESERVATION management interface. On the left is a dark sidebar with navigation options: Reservations, Table plan, Menu, Guests, Feedback, Reports, Settings (expanded), Hours, Reservations, Tables/Seats, Reservation limits (highlighted), Offers, Notifications, Account, and Integrations. The main content area has a header 'DISH RESERVATION' and a user profile 'HD\*tunw' with a flag icon and a refresh button. Below the header, a subtitle reads 'Limit the amount of online reservations you receive - for specific days, services or restaurant areas.' The main form asks 'When do you want to limit your online reservations?' with two radio buttons: 'Specific Day' (selected) and 'Recurring Day' (highlighted with an orange box). Below the radio buttons is a date range selector showing 'Mon, 19 Sep - Thu, 22 Sep' with a calendar icon. At the bottom of the form are three buttons: 'PREVIOUS', 'CANCEL', and 'ADD THIS LIMIT' (highlighted in orange). Below the form is a section titled 'Active Limits' containing a list of limits. The first limit is 'Today's limits' with a 'Show less' link. It contains two entries: 'From 17 Sep 2022 until 09 Oct 2022, limit the online reservation capacity everyday between 04:00 PM to 11:00 PM to 30 seats.' and 'Every Monday, Tuesday, Wednesday, do not accept online reservations.' Each entry has a trash icon. At the bottom of the list, it says 'There are 3 active limits configured' with a 'Show more' link. The footer contains the text 'Designed by Hospitality Digital GmbH. All rights reserved.' and a row of links: FAQ, Terms of use, Imprint, Data privacy, and Privacy Settings.

Chose your **day** or **days**, by simply clicking on **one** or **several days**.

**DISH RESERVATION** HD\*tunw

Limit the amount of online reservations you receive - for specific days, services or restaurant areas.

When do you want to limit your online reservations?

☐ Specific Day ☒ Recurring Day

Every **Mon** Tue Wed Thu Fri Sat Sun

PREVIOUS CANCEL ADD THIS LIMIT

### Active Limits

**Today's limits** Show less ^

- From **17 Sep 2022** until **09 Oct 2022**, limit the online reservation capacity everyday between **04:00 PM** to **11:00 PM** to **30** seats.
- Every **Monday, Tuesday, Wednesday**, do not accept online reservations.

There are **3** active limits configured Show more v

Too many guests in house? Pause online reservations.

Designed by Hospitality Digital GmbH. All rights reserved.

FAQ | Terms of use | Imprint | Data privacy | Privacy Settings



Once the information is specified, click on **ADD THIS LIMIT**.

**DISH RESERVATION** HD\*tunw 🇬🇧 ⚙️

- Reservations
- Table plan
- Menu
- Guests
- Feedback
- Reports
- Settings**
  - Hours
  - Reservations
  - Tables/Seats
  - Reservation limits
  - Offers
  - Notifications
  - Account
  - Integrations

Limit the amount of online reservations you receive - for specific days, services or restaurant areas.

When do you want to limit your online reservations?

☐ Specific Day ☒ Recurring Day

Every Mon Tue Wed Thu Fri Sat Sun

PREVIOUS CANCEL **ADD THIS LIMIT**

**Active Limits**

There are **3** active limits configured Show more

Too many guests in house?  
Pause online reservations ⏸️

Designed by Hospitality Digital GmbH. All rights reserved.

[FAQ](#) | [Terms of use](#) | [Imprint](#) | [Data privacy](#) | [Privacy Settings](#)



Instead of choosing to not accept any online reservations, we go through the process of changing the online reservation capacity.

The screenshot shows the DISH Reservation management interface. On the left is a dark sidebar with a menu including: Reservations, Table plan, Menu, Guests, Feedback, Reports, Settings (highlighted with a gear icon), Hours, Reservations, Tables/Seats, Reservation limits, Offers, Notifications, Account, and Integrations. At the bottom of the sidebar, there is a warning: "Too many guests in house? Pause online reservations" with a pause icon.

The main content area has a dark header with "DISH RESERVATION" on the left and "HD\*tunw" with a language dropdown and a refresh icon on the right. Below the header, a light gray box contains the text: "Limit the amount of online reservations you receive - for specific days, services or restaurant areas." Below this is a white box with the question "How do you want to limit your online reservations?" and two radio button options: "Do not accept any online reservations" and "Change online reservation capacity" (which is selected and highlighted with an orange border). To the right of these options are "CANCEL" and "NEXT" buttons.

Below the selection box is a section titled "Active Limits" with a white box stating "There is **one** active limit configured" and a "Show more" link with a downward arrow.

At the bottom of the interface, there is a footer with the text "Designed by Hospitality Digital GmbH. All rights reserved." and a row of links: "FAQ", "Terms of use", "Imprint", "Data privacy", and "Privacy Settings".



Click on **change online reservation capacity** to reduce the amount of seats that can be reserved online.

The screenshot displays the DISH Reservation management interface. On the left is a dark sidebar with a menu containing: Reservations, Table plan, Menu, Guests, Feedback, Reports, Settings (expanded), Hours, Reservations, Tables/Seats, Reservation limits (highlighted), Offers, Notifications, Account, and Integrations. At the bottom of the sidebar, there is a notification: "Too many guests in house? Pause online reservations" with a pause icon.

The main content area has a dark header with "DISH RESERVATION" on the left and "HD\*tunw" with a flag icon and a refresh icon on the right. Below the header, a light gray box contains the text: "Limit the amount of online reservations you receive - for specific days, services or restaurant areas." Below this, a white box asks "How do you want to limit your online reservations?" with two radio button options: "Do not accept any online reservations" and "Change online reservation capacity" (which is highlighted with an orange border). To the right of these options are "CANCEL" and "NEXT" buttons.

Below the selection box, the "Active Limits" section shows a white box stating "There is **one** active limit configured" with a "Show more" link and a downward arrow.

At the bottom of the interface, there is a footer with the text "Designed by Hospitality Digital GmbH. All rights reserved." and a row of links: "FAQ", "Terms of use", "Imprint", "Data privacy", and "Privacy Settings".

Chose the **amount of seats** that can be reserved online.

DISH RESERVATION
HD\*tunw

- Reservations
- Table plan
- Menu
- Guests
- Feedback
- Reports
- Settings
  - Hours
  - Reservations
  - Tables/Seats
  - Reservation limits
  - Offers
  - Notifications
  - Account
  - Integrations

Limit the amount of online reservations you receive - for specific days, services or restaurant areas.

How do you want to limit your online reservations?

☐ Do not accept any online reservations
☒ Change online reservation capacity

Reduce the online reservation capacity from 62 seats to  seats.

☐ For
☐ Full Day
☐ Custom time

CANCEL NEXT

**Active Limits**

There is **one** active limit configured [Show more](#)

Too many guests in house?  
Pause online reservations

Designed by Hospitality Digital GmbH. All rights reserved.

[FAQ](#) | 
[Terms of use](#) | 
[Imprint](#) | 
[Data privacy](#) | 
[Privacy Settings](#)



Click on the text field and enter the amount of seats. **Note: Do not set a number that is greater than the maximum number of seats.**

DISH RESERVATION
HD\*tunw

- Reservations
- Table plan
- Menu
- Guests
- Feedback
- Reports
- Settings
  - Hours
  - Reservations
  - Tables/Seats
  - Reservation limits
  - Offers
  - Notifications
  - Account
  - Integrations

Limit the amount of online reservations you receive - for specific days, services or restaurant areas.

How do you want to limit your online reservations?

☐ Do not accept any online reservations
☒ Change online reservation capacity

Reduce the online reservation capacity from 62 seats to  seats.

For ☐ Full Day ☐ Custom time

CANCEL NEXT

Active Limits

There is **one** active limit configured [Show more](#)

Too many guests in house? Pause online reservations

Designed by Hospitality Digital GmbH. All rights reserved.

[FAQ](#) | 
[Terms of use](#) | 
[Imprint](#) | 
[Data privacy](#) | 
[Privacy Settings](#)



Chose whether you want to limit online reservation capacity for a full day or for a few hours (custom time)

DISH RESERVATION
HD\*tunw

- Reservations
- Table plan
- Menu
- Guests
- Feedback
- Reports
- Settings
  - Hours
  - Reservations
  - Tables/Seats
  - Reservation limits
  - Offers
  - Notifications
  - Account
  - Integrations

Limit the amount of online reservations you receive - for specific days, services or restaurant areas.

How do you want to limit your online reservations?

☐ Do not accept any online reservations
☒ Change online reservation capacity

Reduce the online reservation capacity from 62 seats to  seats.

☒ For
☐ Full Day
☐ Custom time

CANCEL NEXT

**Active Limits**

There is **one** active limit configured [Show more](#)

Too many guests in house? Pause online reservations

Designed by Hospitality Digital GmbH. All rights reserved.

[FAQ](#) | 
[Terms of use](#) | 
[Imprint](#) | 
[Data privacy](#) | 
[Privacy Settings](#)



If you select custom time, set the **time period** for which you want to limit the online reservation capacity.

DISH RESERVATION

Reservations

Table plan

Menu

Guests

Feedback

Reports

Settings

Hours

Reservations

Tables/Seats

Reservation limits


Offers


Notifications

Account

Integrations

HD\*tunw





Limit the amount of online reservations you receive - for specific days, services or restaurant areas.

How do you want to limit your online reservations?

☐ Do not accept any online reservations
 ☒ Change online reservation capacity

Reduce the online reservation capacity from 62 seats to  seats.

For ☐ Full Day ☒ Custom time

From

:  am

to

:  am

CANCEL


NEXT

Active Limits

There is **one** active limit configured

Show more

Too many guests in house? Pause online reservations



Designed by Hospitality Digital GmbH. All rights reserved.

FAQ

Terms of use

Imprint

Data privacy



Privacy Settings




Once you set up the time, click on **Next**.

DISH RESERVATION

HD\*tunw



Reservations

Table plan

Menu

Guests

Feedback

Reports

Settings

Hours

Reservations

Tables/Seats

Reservation limits

Offers

Notifications

Account

Integrations

Limit the amount of online reservations you receive - for specific days, services or restaurant areas.

How do you want to limit your online reservations?

Do not accept any online reservations

Change online reservation capacity

Reduce the online reservation capacity from 62 seats to 40 seats.

For

Full Day

Custom time

From

12 : 00

am

to

11 : 00

pm

CANCEL

NEXT


Active Limits

There is **one** active limit configured

Show more

Too many guests in house?

Pause online reservations



Designed by Hospitality Digital GmbH. All rights reserved.

FAQ

Terms of use

Imprint

Data privacy

Privacy Settings



24 of 30





Now choose whether to receive less online reservations on a specific day or on a recurring day.

DISH RESERVATION

HD\*tunw |  

Reservations


Table plan

Menu

Guests

Feedback

Reports

Settings 

Hours

Reservations

Tables/Seats

Reservation limits

Offers


Notifications

Account

Integrations

Too many guests in house?

Pause online reservations



Limit the amount of online reservations you receive - for specific days, services or restaurant areas.

When do you want to limit your online reservations?

☒ Specific Day

☐ Recurring Day


PREVIOUS

CANCEL

ADD THIS LIMIT

Active Limits

There is **one** active limit configured

Show more 

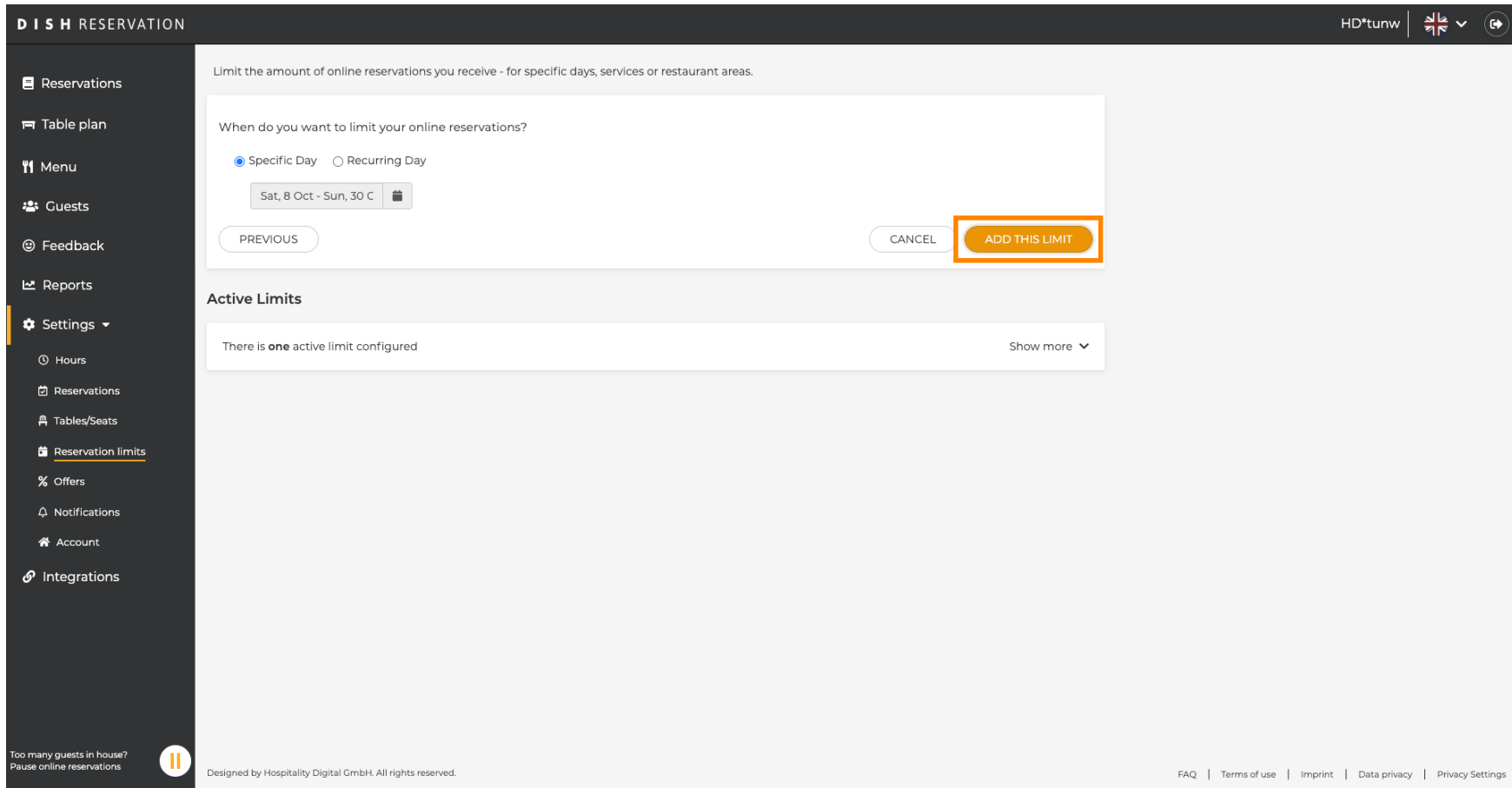
Designed by Hospitality Digital GmbH. All rights reserved.

[FAQ](#) | [Terms of use](#) | [Imprint](#) | [Data privacy](#) | [Privacy Settings](#)

25 of 30



Once you enter the information, click on **ADD THIS LIMIT**.



**DISH RESERVATION** HD\*tunw

Limit the amount of online reservations you receive - for specific days, services or restaurant areas.

When do you want to limit your online reservations?

☒ Specific Day ☐ Recurring Day

Sat, 8 Oct - Sun, 30 C

PREVIOUS CANCEL **ADD THIS LIMIT**


**Active Limits**

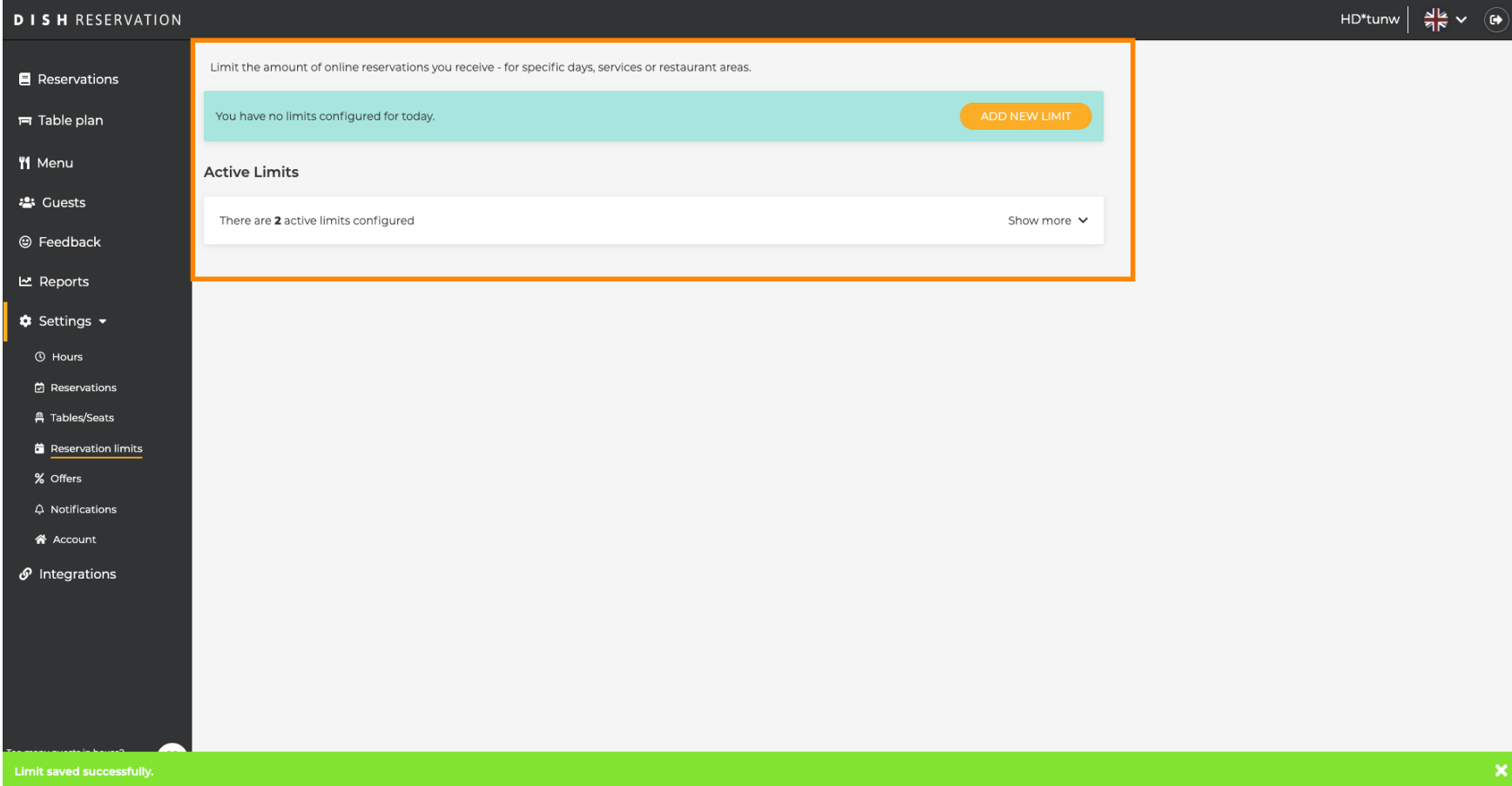
There is **one** active limit configured [Show more](#)

Too many guests in house? Pause online reservations

Designed by Hospitality Digital GmbH. All rights reserved.

[FAQ](#) | [Terms of use](#) | [Imprint](#) | [Data privacy](#) | [Privacy Settings](#)

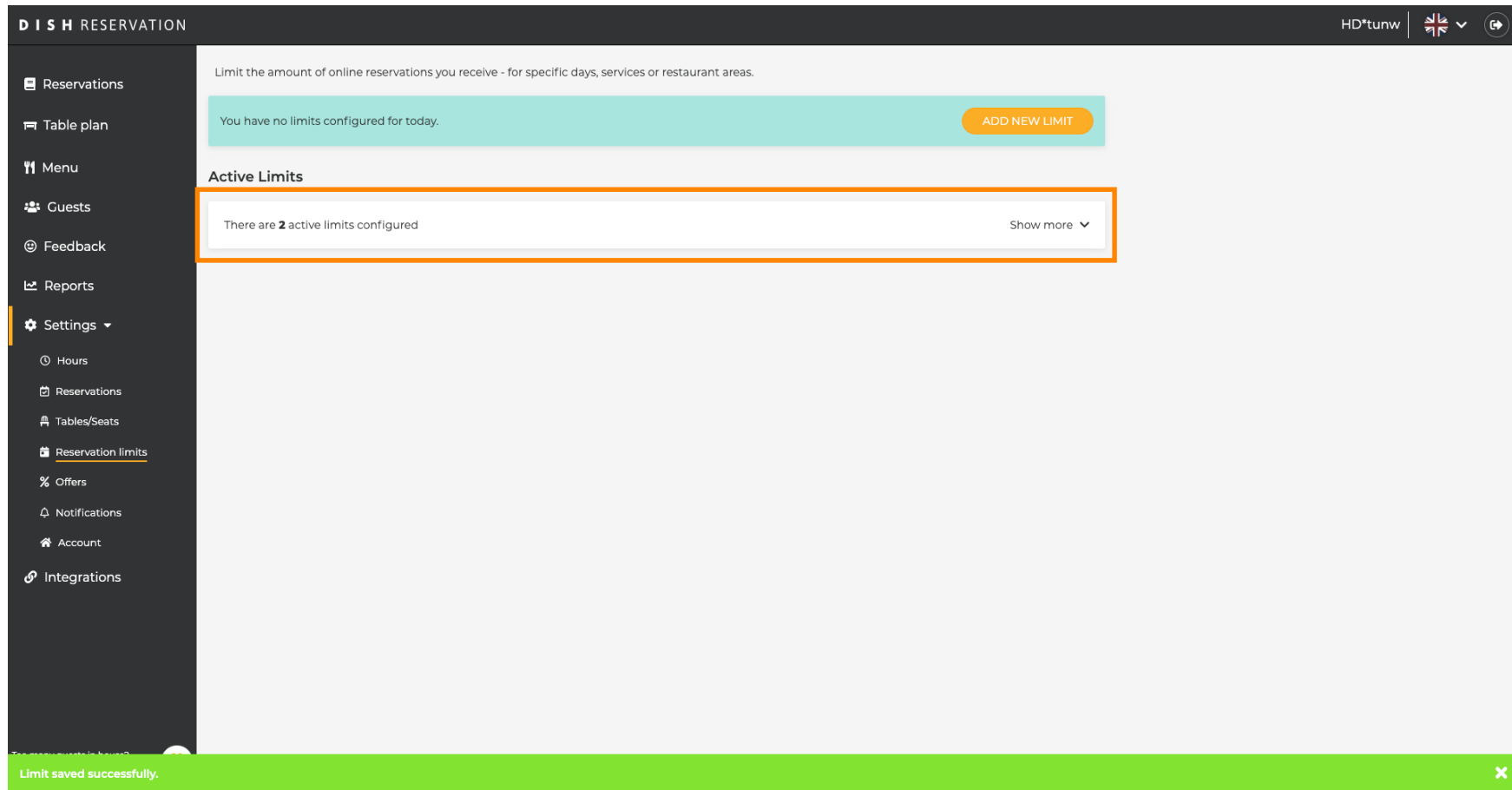
 Your reservation limit is now added e you're back in the overview.



The screenshot displays the DISH Reservation management interface. The left sidebar contains a menu with options: Reservations, Table plan, Menu, Guests, Feedback, Reports, Settings (expanded), Hours, Reservations, Tables/Seats, Reservation limits (highlighted), Offers, Notifications, Account, and Integrations. The main content area is titled 'Limit the amount of online reservations you receive - for specific days, services or restaurant areas.' It features a light blue box stating 'You have no limits configured for today.' with an 'ADD NEW LIMIT' button. Below this, the 'Active Limits' section shows 'There are 2 active limits configured' with a 'Show more' dropdown. A green notification bar at the bottom indicates 'Limit saved successfully.'



To see the configured reservation limits, click on **Show more** to get an overview of all your online reservation limits.



**DISH RESERVATION** HD\*tunw

- Reservations
- Table plan
- Menu
- Guests
- Feedback
- Reports
- Settings
  - Hours
  - Reservations
  - Tables/Seats
  - Reservation limits**
  - Offers
  - Notifications
  - Account
- Integrations

Limit the amount of online reservations you receive - for specific days, services or restaurant areas.

You have no limits configured for today. [ADD NEW LIMIT](#)

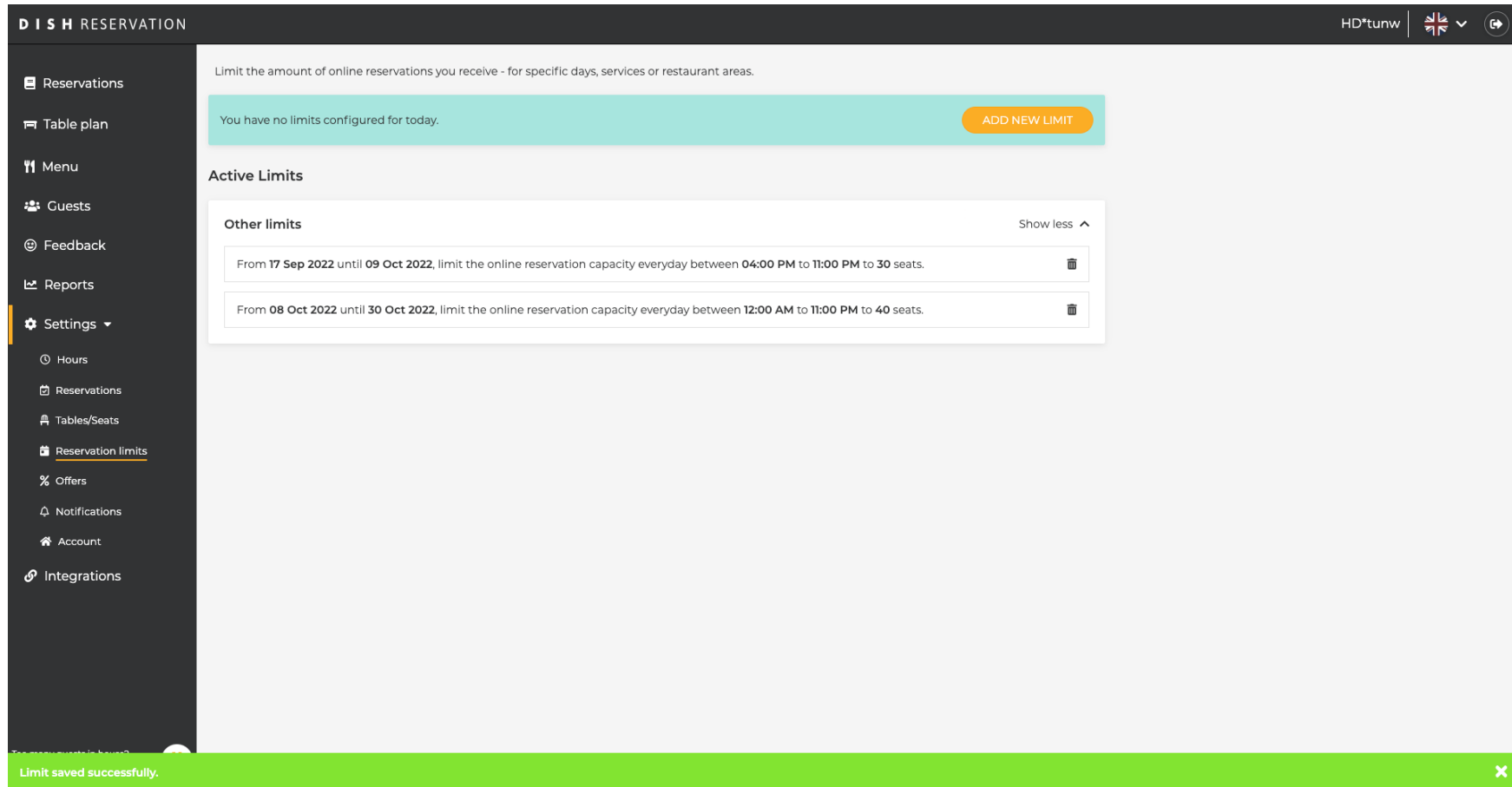
**Active Limits**

There are **2** active limits configured [Show more](#)

Limit saved successfully.



That's it. You have completed the tutorial e now know how to create reservation limits.



The screenshot shows the DISH RESERVATION dashboard. The left sidebar contains navigation links: Reservations, Table plan, Menu, Guests, Feedback, Reports, Settings (expanded), Hours, Reservations, Tables/Seats, Reservation limits (selected), Offers, Notifications, Account, and Integrations. The main content area is titled "Limit the amount of online reservations you receive - for specific days, services or restaurant areas." It features a teal banner stating "You have no limits configured for today." with an "ADD NEW LIMIT" button. Below this, the "Active Limits" section shows two limits under the heading "Other limits":

- From 17 Sep 2022 until 09 Oct 2022, limit the online reservation capacity everyday between 04:00 PM to 11:00 PM to 30 seats.
- From 08 Oct 2022 until 30 Oct 2022, limit the online reservation capacity everyday between 12:00 AM to 11:00 PM to 40 seats.

A green notification bar at the bottom states "Limit saved successfully." with a close button.



Scan to go to the interactive player