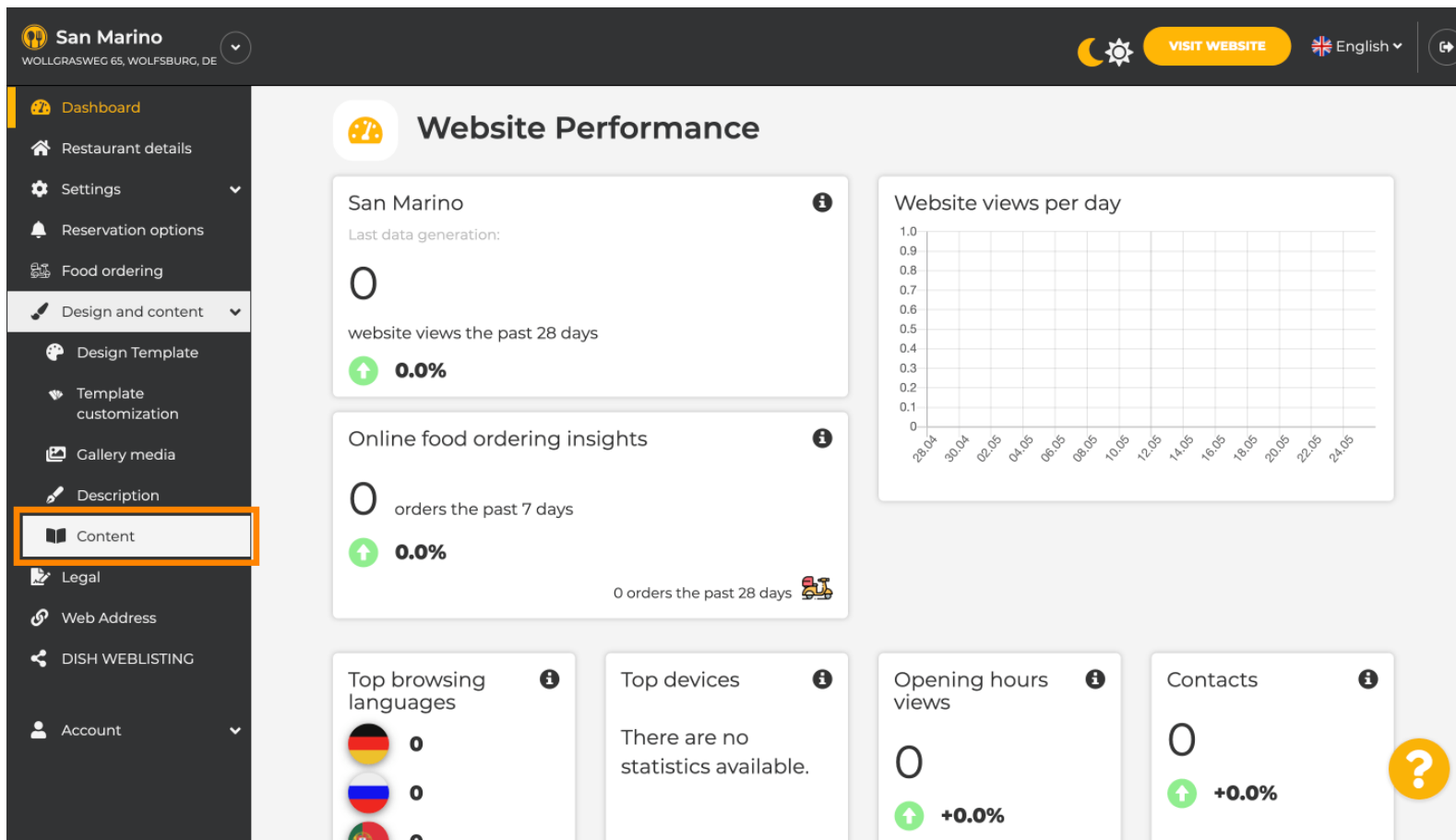


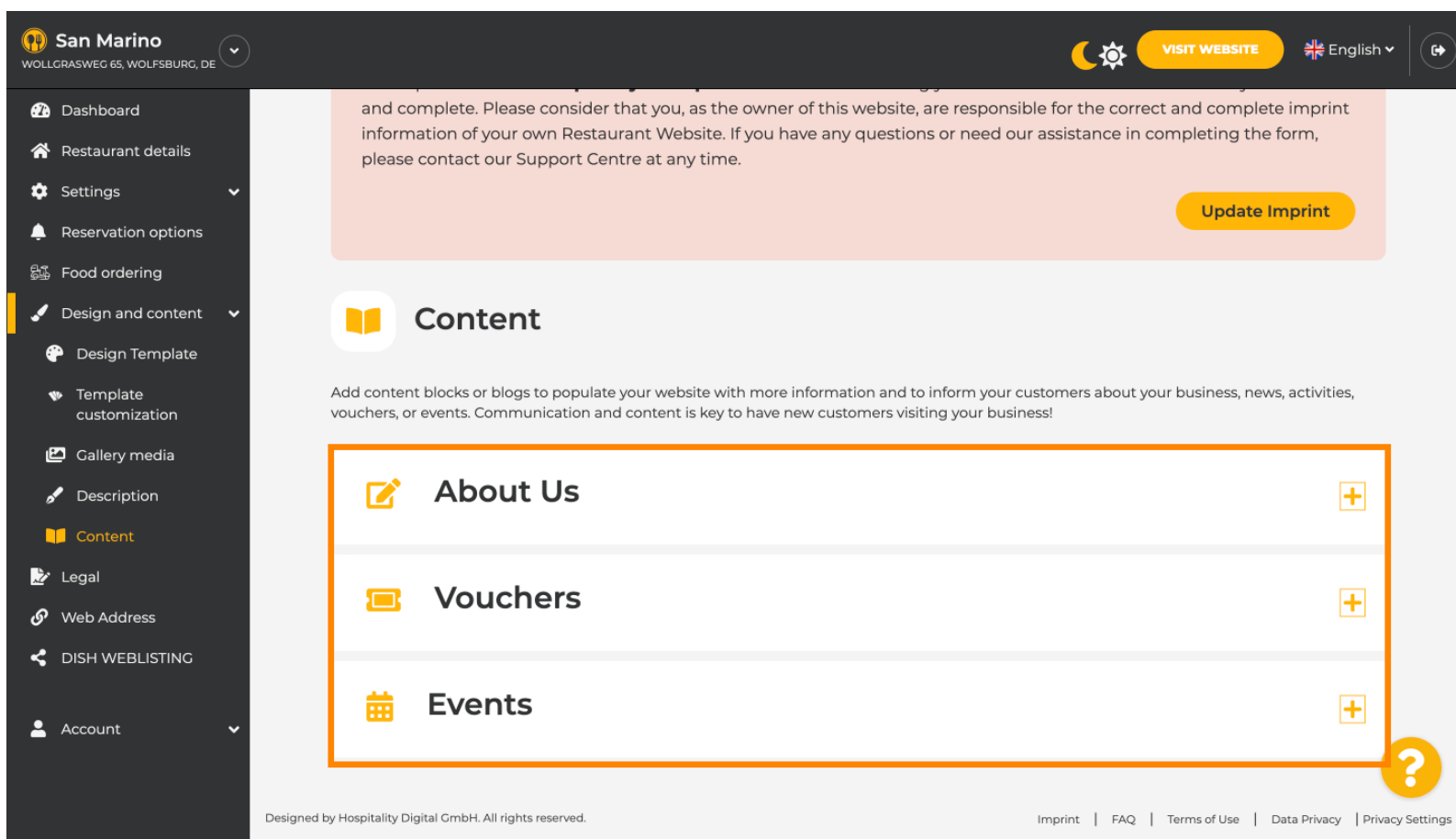
Fare clic su **Contenuto** in **Progettazione e contenuto**.



The screenshot shows the San Marino website management dashboard. The sidebar on the left contains the following menu items: Dashboard, Restaurant details, Settings, Reservation options, Food ordering, Design and content (expanded), Design Template, Template customization, Gallery media, Description, **Content** (highlighted with an orange box), Legal, Web Address, DISH WEBLISTING, and Account. The main content area displays 'Website Performance' metrics for San Marino, including website views (0) and online food ordering insights (0 orders). A line chart shows 'Website views per day' from 28.04 to 24.05. Other metrics include top browsing languages, top devices, opening hours views, and contacts. A yellow question mark icon is visible in the bottom right corner of the dashboard.



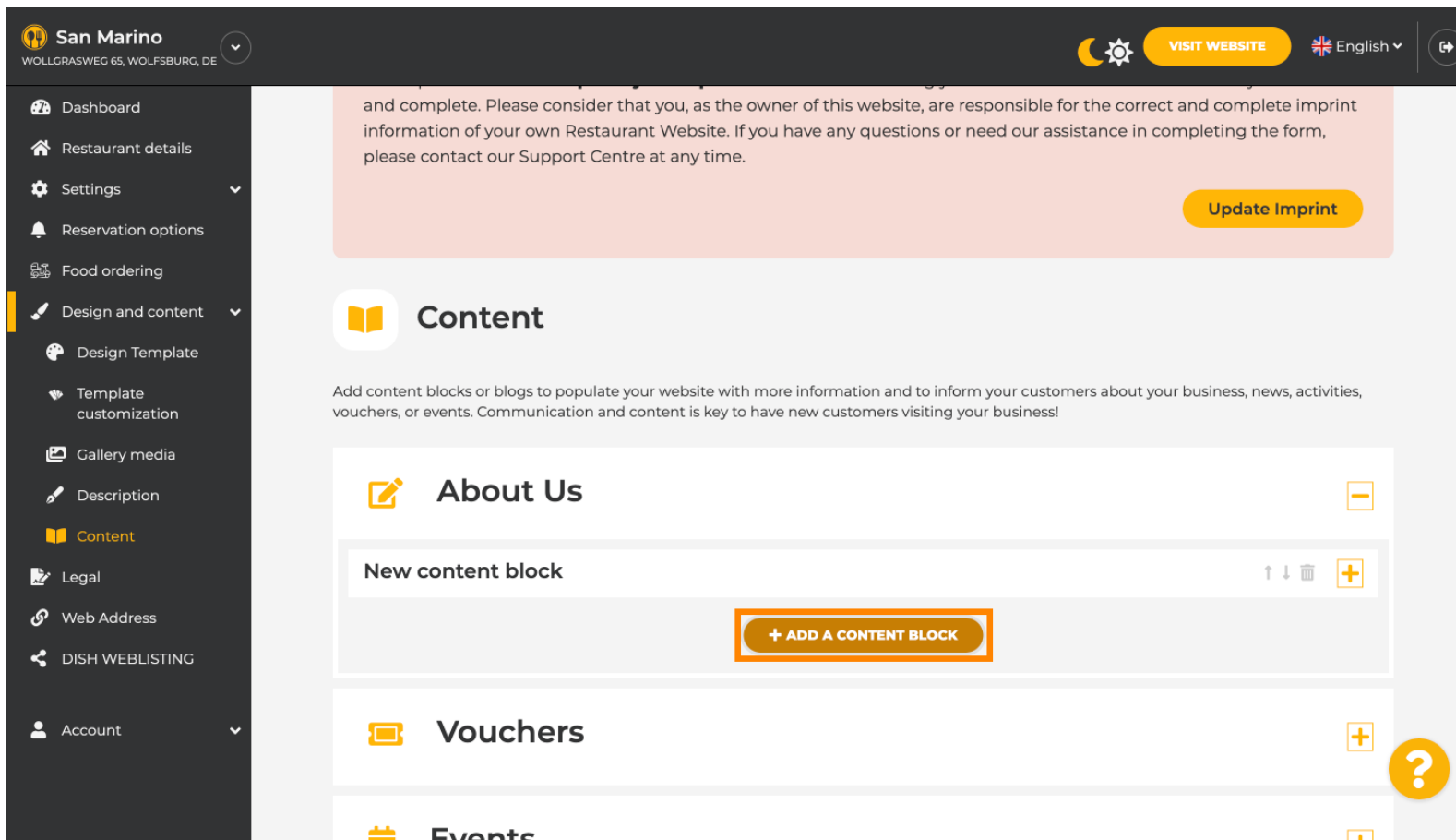
Crea un blocco di contenuto nella **posizione desiderata** . Ti consigliamo di posizionarlo sotto " **Chi siamo** "



The screenshot shows the DISH website management interface. The top navigation bar includes the 'San Marino' logo, address 'WOLLGRASWEG 65, WOLFSBURG, DE', a 'VISIT WEBSITE' button, and a language selector set to 'English'. The left sidebar contains a menu with options: Dashboard, Restaurant details, Settings, Reservation options, Food ordering, Design and content (highlighted), Design Template, Template customization, Gallery media, Description, Content, Legal, Web Address, DISH WEBLISTING, and Account. The main content area is titled 'Content' and includes a sub-header 'Add content blocks or blogs to populate your website with more information and to inform your customers about your business, news, activities, vouchers, or events. Communication and content is key to have new customers visiting your business!'. Below this, there are three content blocks: 'About Us', 'Vouchers', and 'Events', each with an icon and a plus sign to add more content. A red box highlights these three blocks. At the bottom right, there is a red circle with a white question mark. The footer contains the text 'Designed by Hospitality Digital GmbH. All rights reserved.' and a row of links: Imprint, FAQ, Terms of Use, Data Privacy, and Privacy Settings.



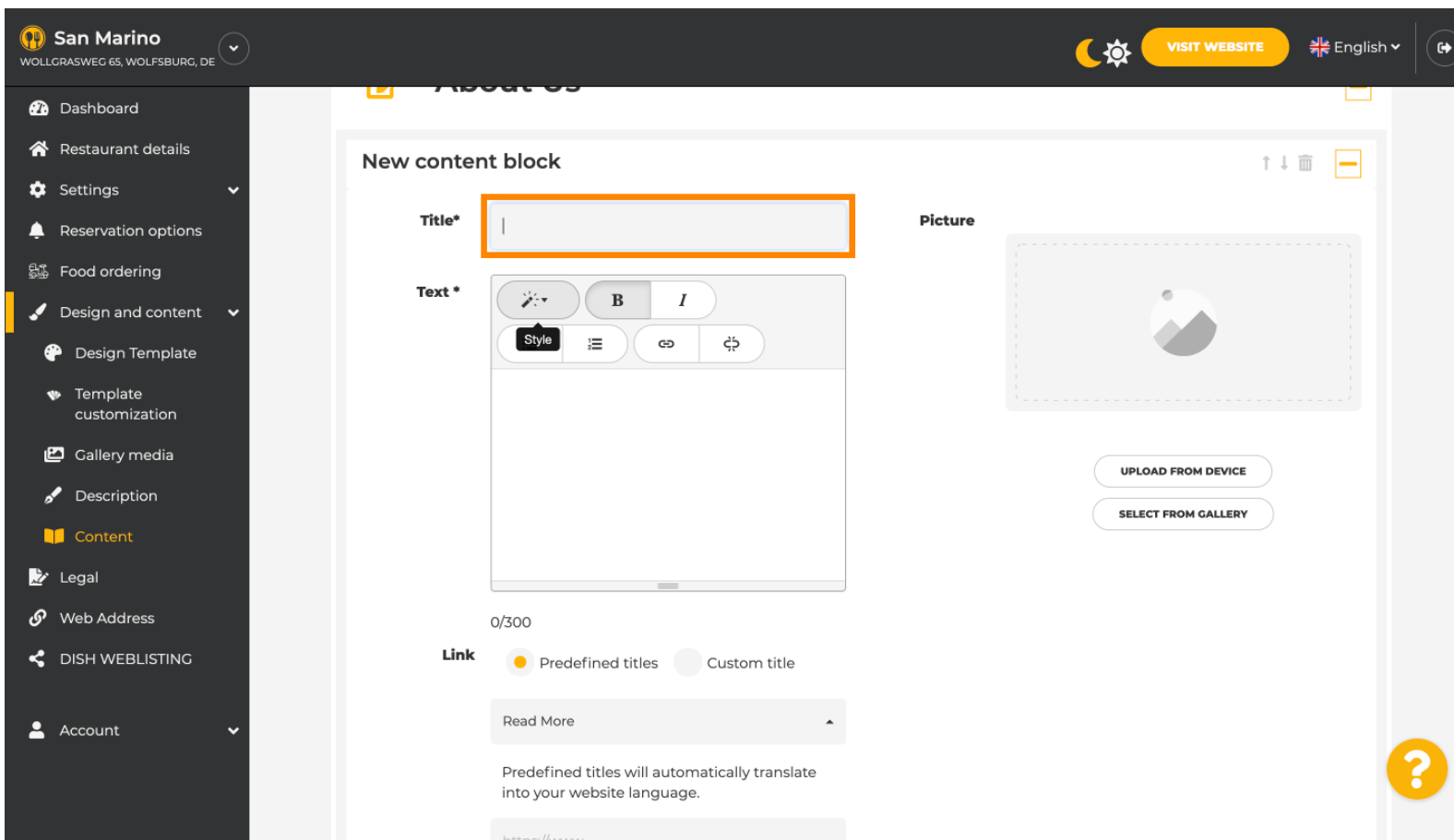
Fare clic su **AGGIUNGI UN BLOCCO DI CONTENUTO**.



The screenshot displays the DISH website management interface. On the left is a dark sidebar with a menu including: Dashboard, Restaurant details, Settings, Reservation options, Food ordering, Design and content (highlighted with an orange bar), Design Template, Template customization, Gallery media, Description, Content, Legal, Web Address, DISH WEBLISTING, and Account. The main content area has a top header for 'San Marino' with a location 'WOLLCRASWEG 65, WOLFSBURG, DE', a 'VISIT WEBSITE' button, and a language selector set to 'English'. Below the header is a pink notice box about imprint information with an 'Update Imprint' button. The 'Content' section is active, showing a heading 'Content' and a description: 'Add content blocks or blogs to populate your website with more information and to inform your customers about your business, news, activities, vouchers, or events. Communication and content is key to have new customers visiting your business!'. Below this are three content block categories: 'About Us' (with a minus icon), 'Vouchers' (with a plus icon), and 'Events' (with a plus icon). The 'About Us' block contains a 'New content block' section with a '+ ADD A CONTENT BLOCK' button. A yellow question mark icon is visible on the right side of the interface.



Digita il **titolo** del nuovo contenuto. Ad esempio: Il tuo ordine tramite WhatsApp



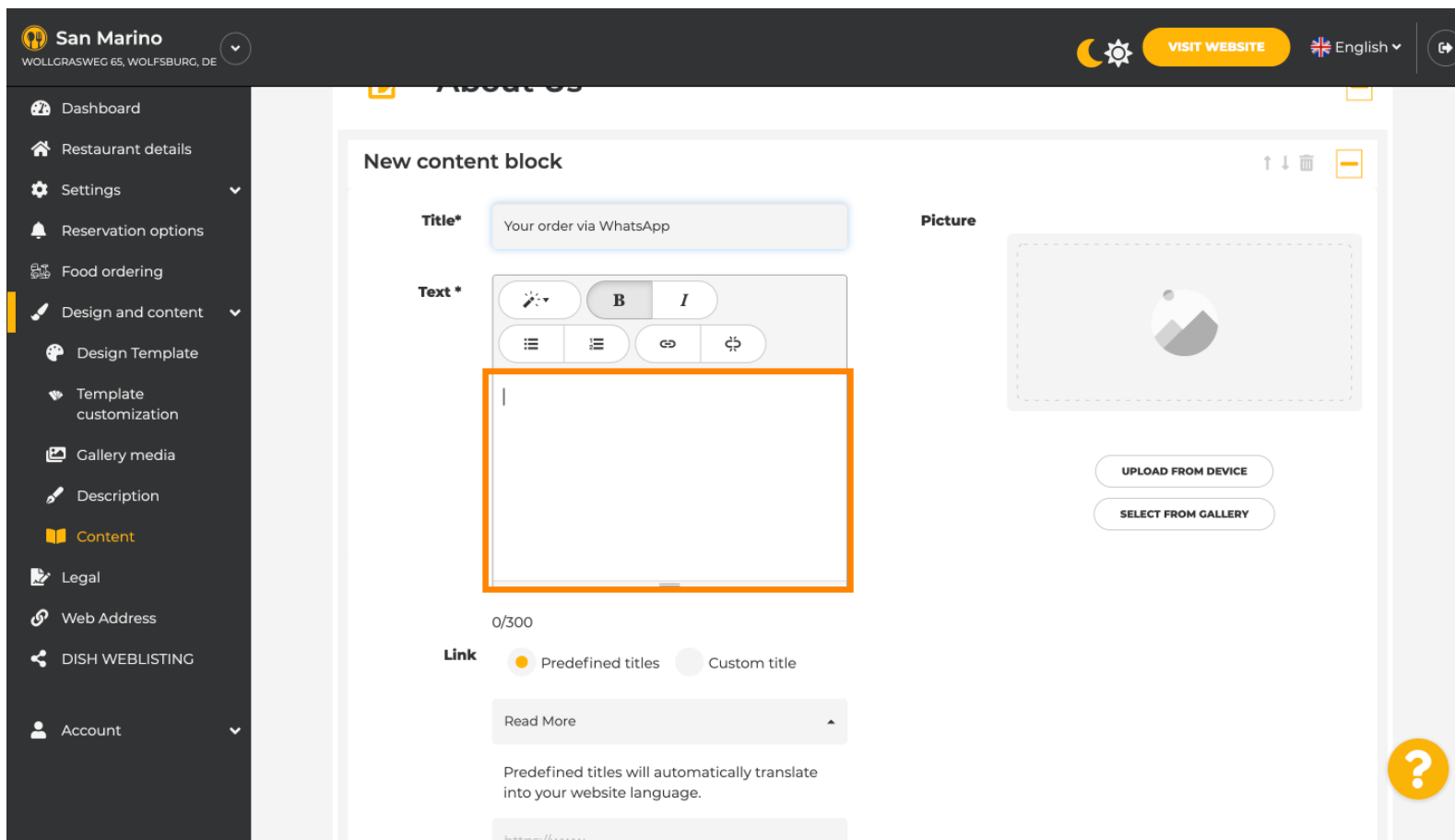
The screenshot shows the 'New content block' form in the DISH website management interface. The form is titled 'New content block' and includes the following fields and options:

- Title***: A text input field with a placeholder, highlighted by an orange border.
- Text ***: A text area with a rich text editor toolbar containing icons for bold (B), italic (I), style, list, link, and unlink.
- Picture**: A placeholder for an image with a dashed border and a small image icon.
- Link**: A section with two radio buttons: 'Predefined titles' (selected) and 'Custom title'.
- Predefined titles**: A dropdown menu showing 'Read More'.
- Custom title**: A text input field with a placeholder 'https://www...'.

Additional elements visible in the interface include a sidebar menu on the left with options like 'Dashboard', 'Restaurant details', 'Settings', 'Reservation options', 'Food ordering', 'Design and content', 'Design Template', 'Template customization', 'Gallery media', 'Description', 'Content', 'Legal', 'Web Address', 'DISH WEBLISTING', and 'Account'. The top header shows 'San Marino', 'WOLLCRASWEG 65, WOLFSBURG, DE', a 'VISIT WEBSITE' button, and a language selector set to 'English'.



Descrivi il blocco digitando il **testo desiderato** . Ad esempio: Scrivici su WhatsApp



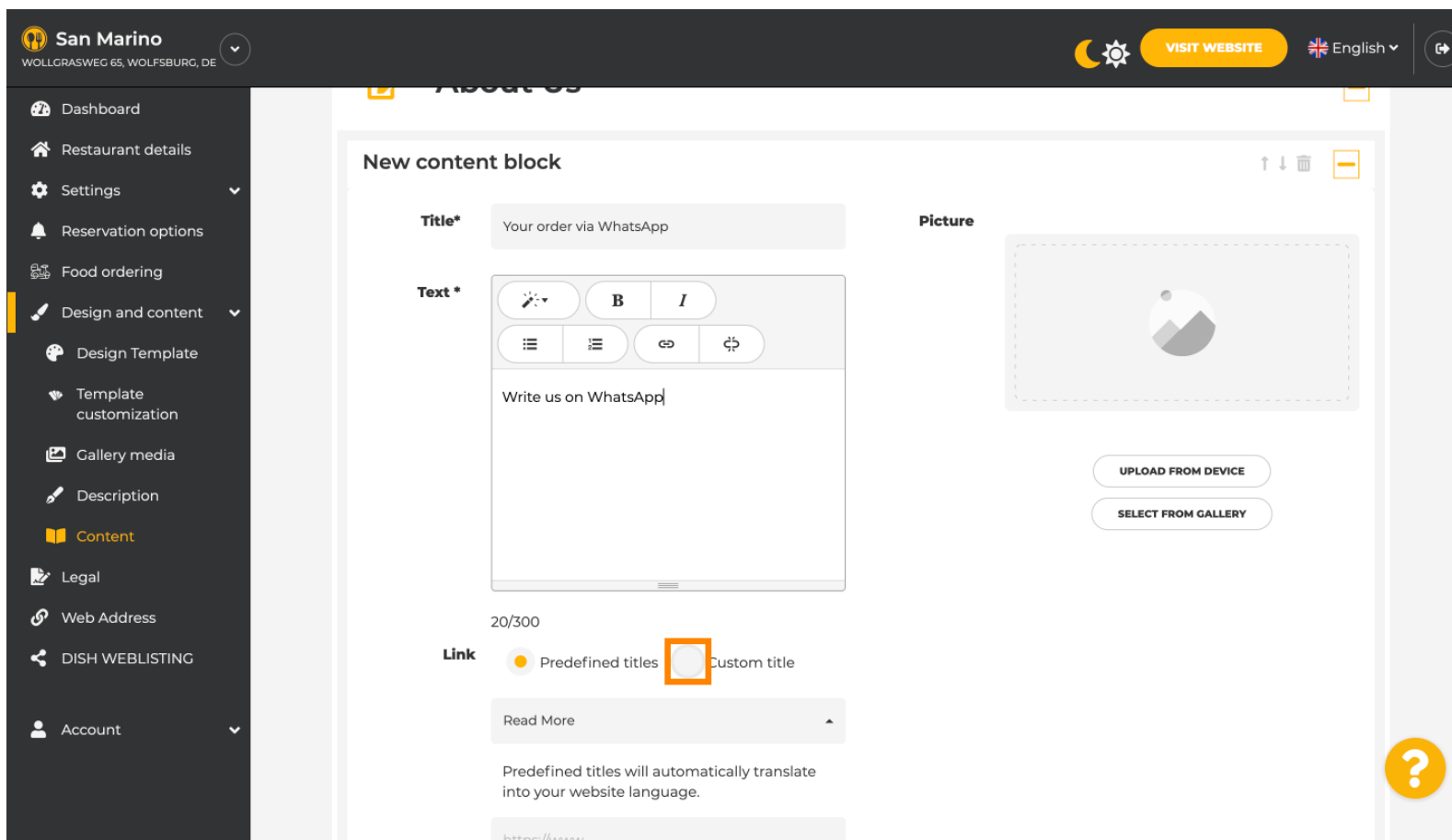
The screenshot shows the 'New content block' form in the DISH website editor. The form is titled 'New content block' and has a sidebar on the left with various menu items. The main form area contains the following fields and options:

- Title***: A text input field containing 'Your order via WhatsApp'.
- Text ***: A text input field with a rich text editor toolbar above it. The toolbar includes icons for bold (B), italic (I), bulleted list, numbered list, link, and unlink. The text input field is highlighted with an orange border.
- Picture**: A placeholder image area with a dashed border and a small image icon in the center. Below it are two buttons: 'UPLOAD FROM DEVICE' and 'SELECT FROM GALLERY'.
- Link**: A section with two radio buttons: 'Predefined titles' (selected) and 'Custom title'. Below the radio buttons is a dropdown menu showing 'Read More'. A note states: 'Predefined titles will automatically translate into your website language.' Below this is a text input field containing 'https://www...'.

The sidebar on the left includes the following items: Dashboard, Restaurant details, Settings, Reservation options, Food ordering, Design and content, Design Template, Template customization, Gallery media, Description, Content (highlighted), Legal, Web Address, DISH WEBLISTING, and Account.



Per impostare il titolo del singolo pulsante sul sito web, fare clic su **Titolo personalizzato**. I pulsanti non vengono visualizzati nella modalità "Classica" del modello di progettazione.

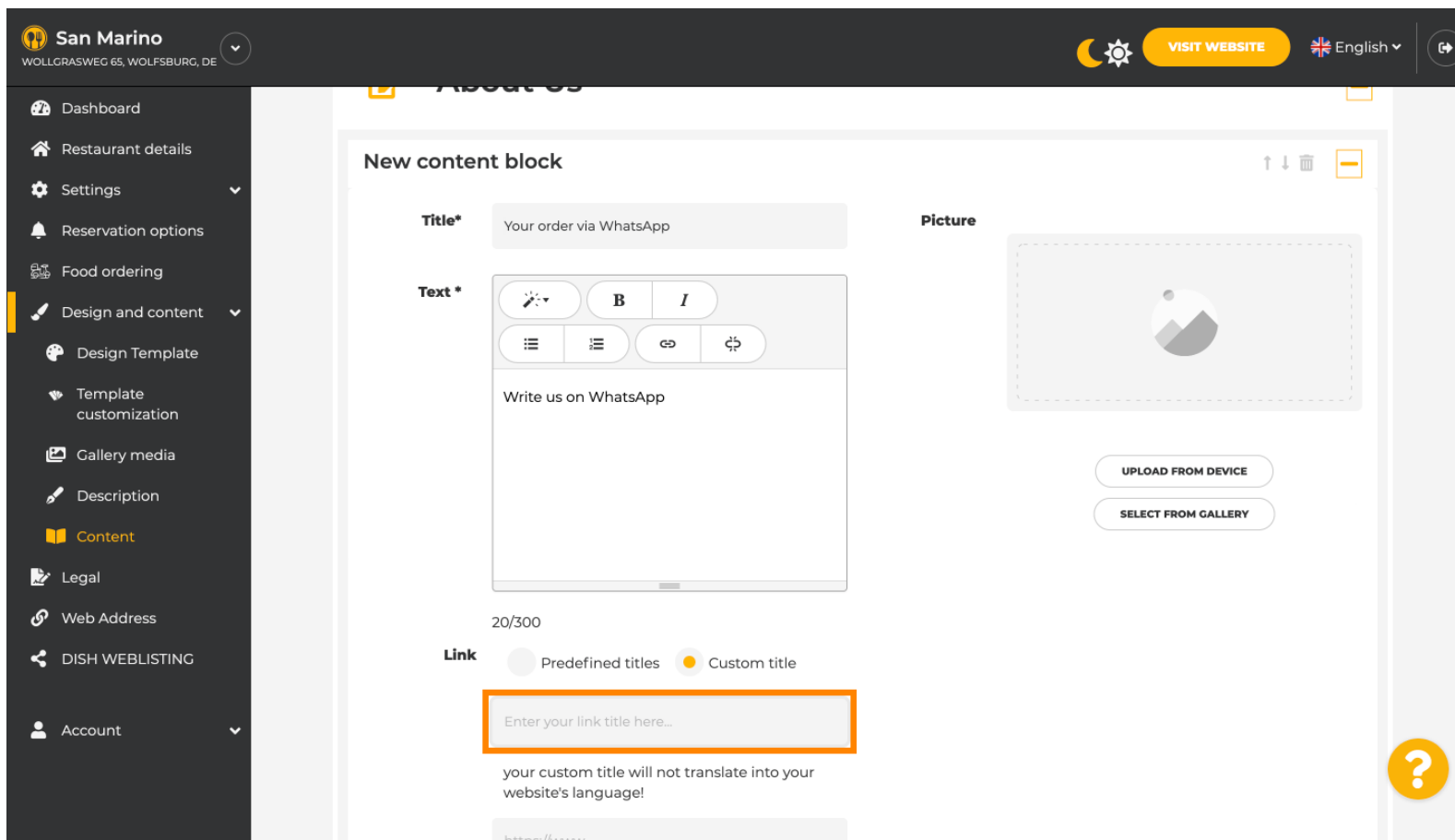


The screenshot shows the DISH website editor interface. On the left is a dark sidebar with a menu containing: Dashboard, Restaurant details, Settings, Reservation options, Food ordering, Design and content (highlighted), Design Template, Template customization, Gallery media, Description, Content, Legal, Web Address, DISH WEBLISTING, and Account. The main area is titled 'New content block' and contains the following fields:

- Title***: A text input field containing 'Your order via WhatsApp'.
- Text ***: A text area with a rich text editor toolbar (bold, italic, bulleted list, numbered list, link, unlink) and the text 'Write us on WhatsApp'. Below the text area is a character count '20/300'.
- Picture**: A placeholder image box with a mountain icon. Below it are two buttons: 'UPLOAD FROM DEVICE' and 'SELECT FROM GALLERY'.
- Link**: A section with two radio buttons: 'Predefined titles' (selected) and 'Custom title' (highlighted with an orange square). Below the radio buttons is a dropdown menu showing 'Read More'. At the bottom, there is a note: 'Predefined titles will automatically translate into your website language.' and a URL input field with 'https://www...'.

In the top right corner of the editor, there is a 'VISIT WEBSITE' button, a language selector set to 'English', and a help icon (a yellow circle with a question mark).

 Digita il **titolo del singolo pulsante** . Ad esempio: Clicca per chattare



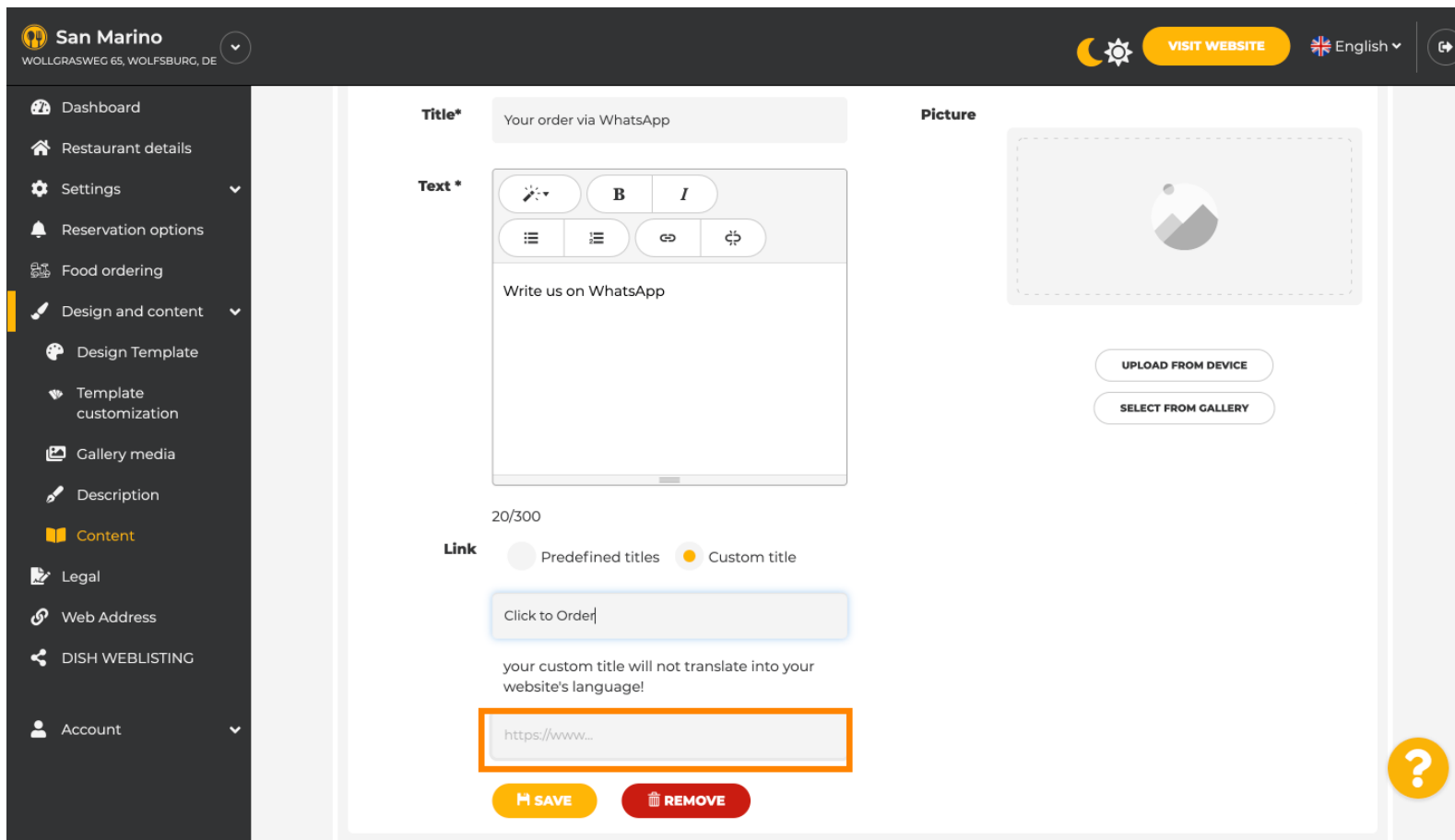
The screenshot shows the 'New content block' form in the DISH website editor. The form is titled 'New content block' and has a sidebar on the left with various menu items. The main form area contains the following fields and options:

- Title***: A text input field containing 'Your order via WhatsApp'.
- Text ***: A text input field containing 'Write us on WhatsApp'.
- Picture**: A placeholder image for a profile picture, with buttons for 'UPLOAD FROM DEVICE' and 'SELECT FROM GALLERY'.
- Link**: A section with two radio buttons: 'Predefined titles' (selected) and 'Custom title'.
- Custom title input**: A text input field with the placeholder 'Enter your link title here...'. This field is highlighted with an orange border in the image.
- Warning**: A message below the custom title input stating 'your custom title will not translate into your website's language!'.
- URL**: A text input field at the bottom containing 'https://www...'.

The sidebar on the left includes the following items: Dashboard, Restaurant details, Settings, Reservation options, Food ordering, Design and content, Design Template, Template customization, Gallery media, Description, Content (highlighted), Legal, Web Address, DISH WEBLISTING, and Account.



Ora inserisci o digita il link "Clicca per chattare" del tuo numero WhatsApp. Puoi trovare informazioni su come creare il tuo link "Clicca per chattare" WhatsApp qui: <https://faq.whatsapp.com/5913398998672934>

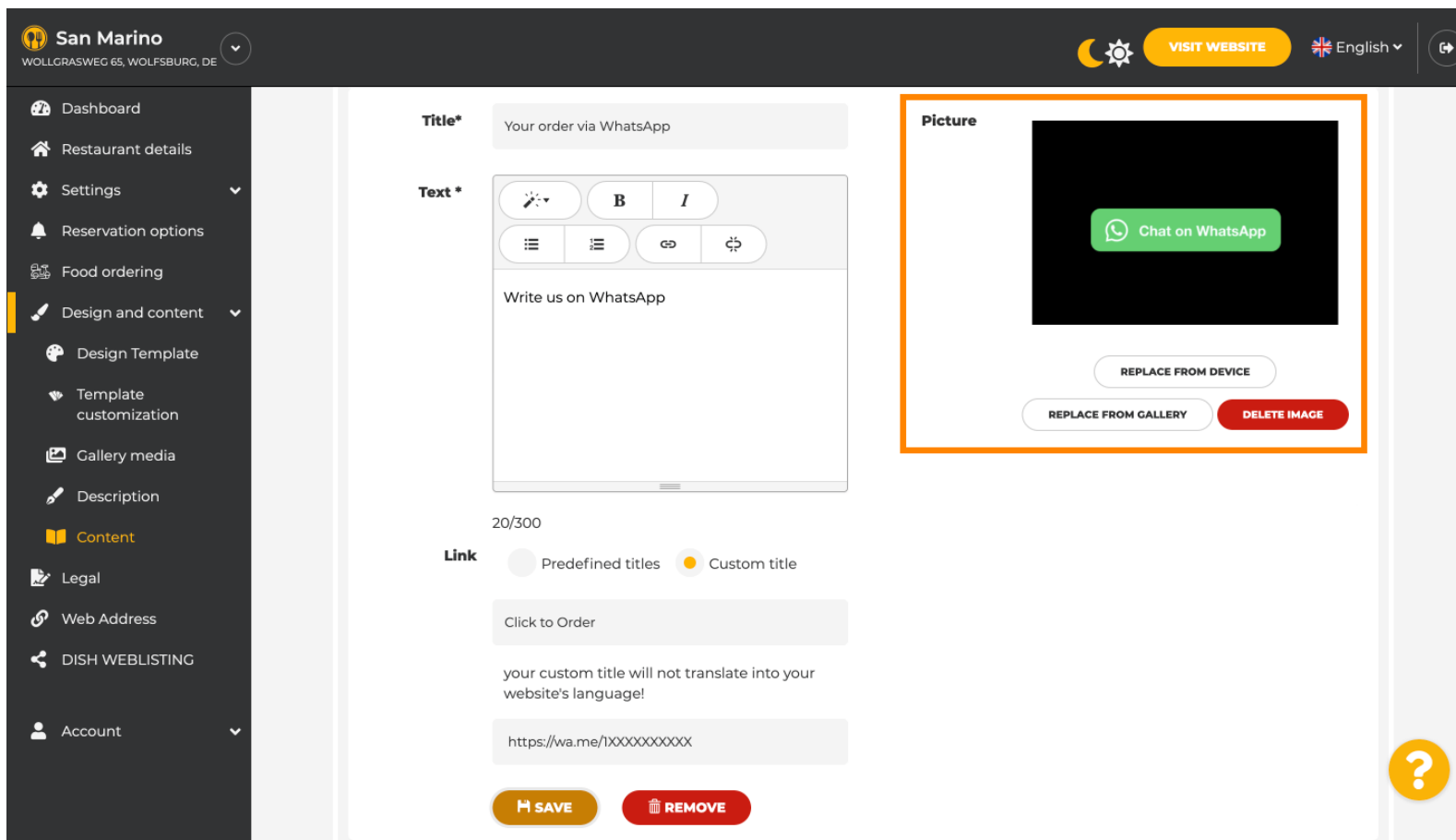


The screenshot shows the 'Design and content' section of the San Marino website management interface. The form is titled 'WhatsApp' and is used to configure a WhatsApp Click-to-Chat button. The form includes the following fields and options:

- Title***: A text field with the placeholder 'Your order via WhatsApp'.
- Text ***: A rich text editor with a toolbar containing icons for bold, italic, link, and unlink. The text area contains the placeholder 'Write us on WhatsApp'.
- Picture**: A large dashed box for uploading a profile picture. Below it are two buttons: 'UPLOAD FROM DEVICE' and 'SELECT FROM GALLERY'.
- Link**: A section with two radio buttons: 'Predefined titles' (selected) and 'Custom title'.
- Predefined titles**: A list of predefined titles, including 'Click to Order'.
- Custom title**: A text field with the placeholder 'https://www...'. A note below it states: 'your custom title will not translate into your website's language!'.
- Buttons**: At the bottom of the form are two buttons: 'SAVE' (yellow) and 'REMOVE' (red).



Per rendere il tutto più invitante, puoi **caricare** un'immagine. **L'immagine deve essere di 500x500 pixel.**



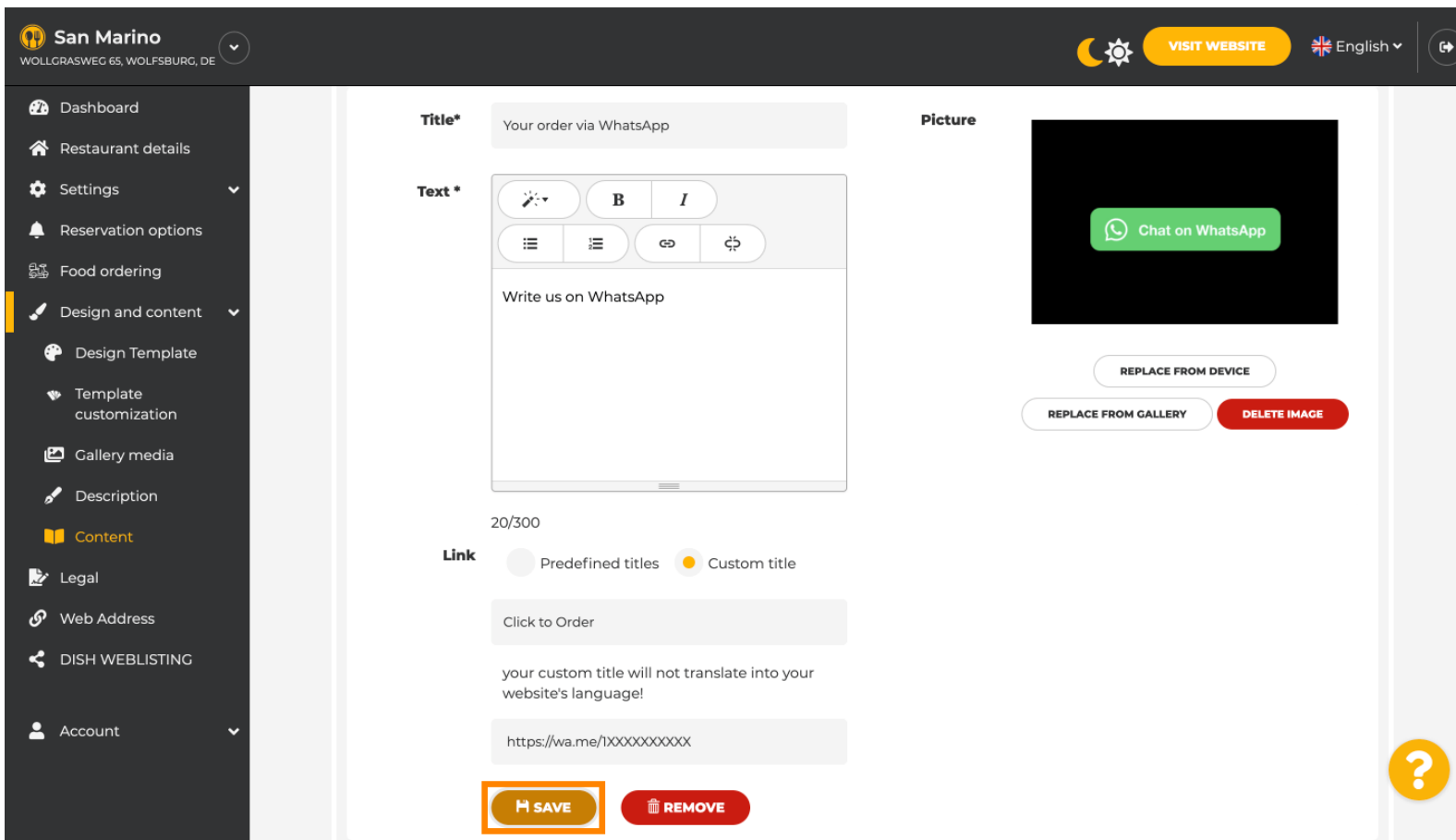
The screenshot shows the DISH website management interface for "San Marino". The left sidebar contains a menu with options: Dashboard, Restaurant details, Settings, Reservation options, Food ordering, Design and content (highlighted), Design Template, Template customization, Gallery media, Description, Content, Legal, Web Address, DISH WEBLISTING, and Account. The main content area is titled "WhatsApp" and contains the following fields:

- Title***: Your order via WhatsApp
- Text ***: Write us on WhatsApp (with a rich text editor toolbar showing bold, italic, link, and unlink buttons)
- Link**: Click to Order (with a note: "your custom title will not translate into your website's language!")
- Picture**: A placeholder image of a green WhatsApp chat button on a black background, with buttons for "REPLACE FROM DEVICE", "REPLACE FROM GALLERY", and "DELETE IMAGE".

At the bottom, there are "SAVE" and "REMOVE" buttons. A yellow question mark icon is visible in the bottom right corner.



Scorri verso il basso e fai clic su **Salva**.



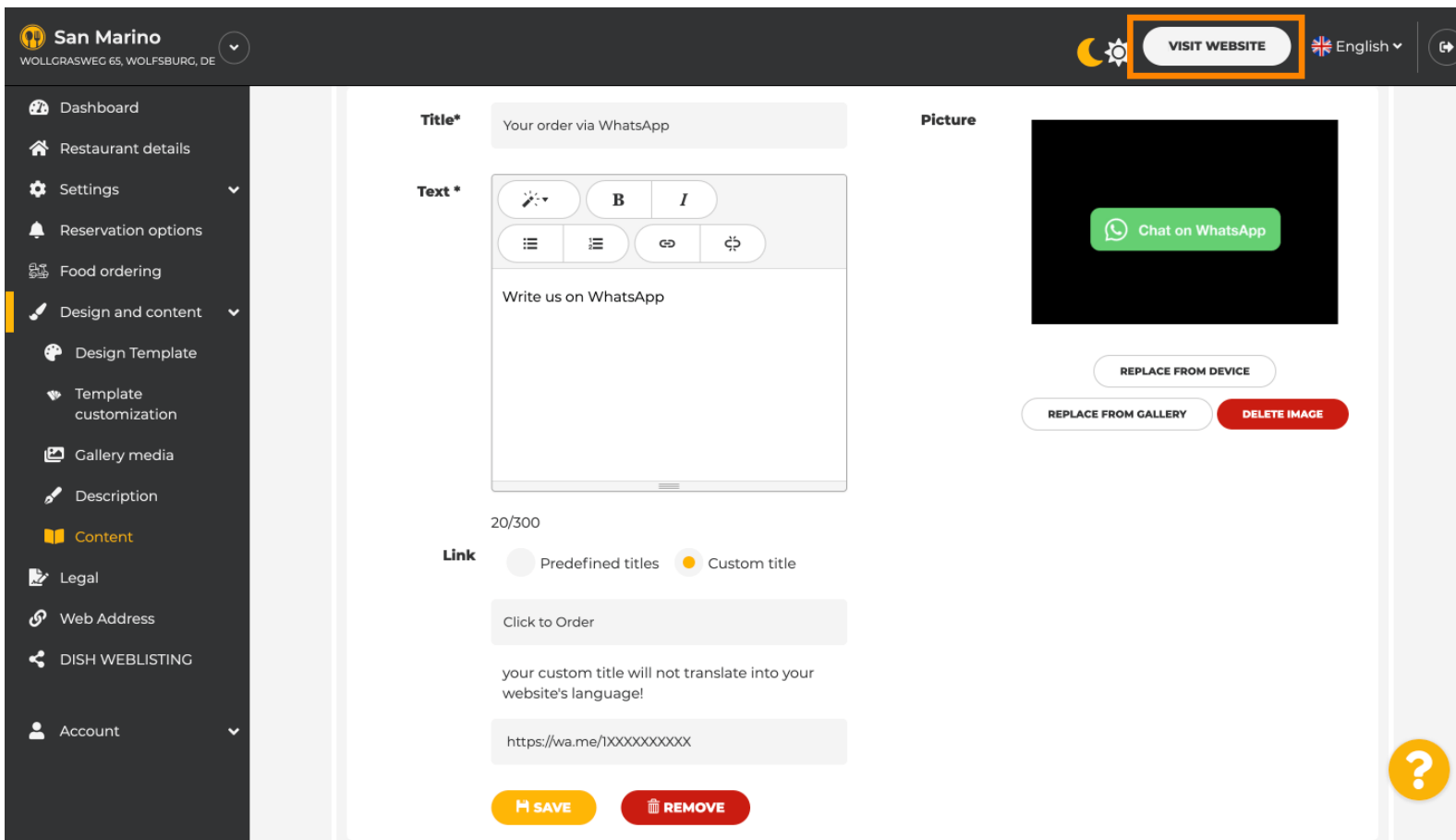
The screenshot shows the DISH website editor interface. On the left is a dark sidebar with a menu containing: Dashboard, Restaurant details, Settings, Reservation options, Food ordering, Design and content (highlighted with an orange bar), Design Template, Template customization, Gallery media, Description, Content, Legal, Web Address, DISH WEBLISTING, and Account. The main area is titled 'San Marino' with the address 'WOLLCRASWEG 65, WOLFSBURG, DE'. It features a 'VISIT WEBSITE' button, a language selector set to 'English', and a help icon. The central configuration area includes:

- Title***: A text field containing 'Your order via WhatsApp'.
- Text ***: A rich text editor with a toolbar (bold, italic, link, unlink, bulleted list, numbered list) and a text area containing 'Write us on WhatsApp'. A character count '20/300' is shown below the text area.
- Picture**: A large image placeholder showing a green 'Chat on WhatsApp' button on a black background. Below the image are three buttons: 'REPLACE FROM DEVICE', 'REPLACE FROM GALLERY', and 'DELETE IMAGE'.
- Link**: Radio buttons for 'Predefined titles' (selected) and 'Custom title'. Below is a text field containing 'Click to Order'. A note states: 'your custom title will not translate into your website's language!'. Below that is a text field containing the URL 'https://wa.me/1XXXXXXXXXX'.

 At the bottom of the configuration area are two buttons: 'SAVE' (highlighted with an orange border) and 'REMOVE'. A yellow circular help icon with a question mark is located in the bottom right corner of the editor area.



Ora controlla se tutto ha funzionato. Per farlo, clicca su **VISITA IL SITO WEB**.



San Marino
WOLLCRASWEG 65, WOLFSBURG, DE

VISIT WEBSITE English

Title*
Your order via WhatsApp

Text *
Write us on WhatsApp

Picture
Chat on WhatsApp

REPLACE FROM DEVICE
REPLACE FROM GALLERY
DELETE IMAGE

20/300

Link
☐ Predefined titles ☒ Custom title

Click to Order

your custom title will not translate into your website's language!

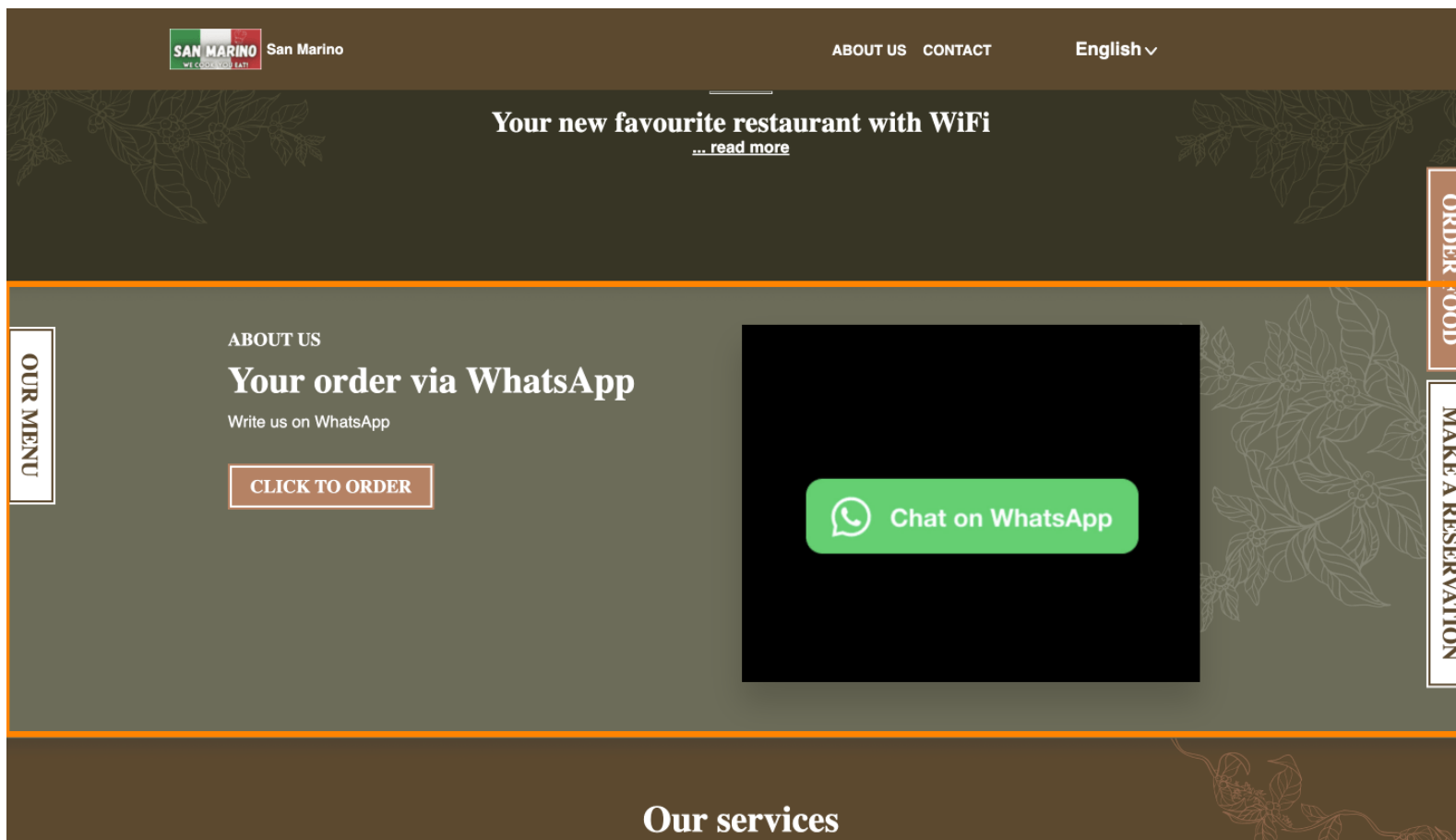
https://wa.me/1XXXXXXXXXX

SAVE REMOVE

?



Ecco come potrebbe apparire. Ecco fatto. Hai finito.





Scansiona per andare al lettore interattivo