



Welcome to the DISH POS dashboard. In this tutorial, we show you how to add and manage payment methods (including payment menus).

DISH POS v2.65.4 (V) Demo EN Video DISH POS Tutorials dish_en_video@hd.digital

Dashboard

Show amounts including VAT

Today's turnover data

Turnover	Transactions	Average spending	Open orders
€ 0.00	0	€ 0.00	€ 282.95
			Amount
			7
			Last update: Today at 09:48

Turnover details

— This week — Previous week

TURNOVER TO DATE THIS WEEK	TURNOVER TO DATE LAST WEEK	TOTAL TURNOVER LAST WEEK
€ 0.00	€ 0.00	€ 0.00
AVERAGE SPENDING TO DATE THIS WEEK	AVERAGE SPENDING TO DATE LAST WEEK	AVERAGE SPENDING LAST WEEK
€ 0.00	€ 0.00	€ 0.00
NUMBER OF TRANSACTIONS TO DATE THIS WEEK	NUMBER OF TRANSACTIONS TO DATE LAST WEEK	TOTAL TRANSACTIONS LAST WEEK
0	0	0



First, click on **Payment**.

DISH POS v2.65.4 (V) Demo EN Video DISH POS Tutorials dish_en_video@hd.digital

Dashboard Show amounts including VAT

Today's turnover data

Turnover	Transactions	Average spending	Open orders
€ 0.00	0	€ 0.00	€ 282.95
			Amount
			7
			Last update: Today at 09:48

Turnover details

— This week — Previous week

TURNOVER TO DATE THIS WEEK	TURNOVER TO DATE LAST WEEK	TOTAL TURNOVER LAST WEEK
€ 0.00	€ 0.00	€ 0.00
AVERAGE SPENDING TO DATE THIS WEEK	AVERAGE SPENDING TO DATE LAST WEEK	AVERAGE SPENDING LAST WEEK
€ 0.00	€ 0.00	€ 0.00
NUMBER OF TRANSACTIONS TO DATE THIS WEEK	NUMBER OF TRANSACTIONS TO DATE LAST WEEK	TOTAL TRANSACTIONS LAST WEEK
0	0	0

Monday Tuesday Wednesday Thursday Friday Saturday Sunday



Then go to **Payment methods**.

DISH POS v2.65.4 (V) Demo EN Video DISH POS Tutorials dish_en_video@hd.digital

Dashboard

Today's turnover data

Turnover	Transactions	Average spending	Open orders
€ 0.00	0	€ 0.00	€ 282.95
			Amount
			7
			Last update: Today at 09:48

Turnover details

— This week — Previous week

TURNOVER TO DATE THIS WEEK	TURNOVER TO DATE LAST WEEK	TOTAL TURNOVER LAST WEEK
€ 0.00	€ 0.00	€ 0.00
AVERAGE SPENDING TO DATE THIS WEEK	AVERAGE SPENDING TO DATE LAST WEEK	AVERAGE SPENDING LAST WEEK
€ 0.00	€ 0.00	€ 0.00
NUMBER OF TRANSACTIONS TO DATE THIS WEEK	NUMBER OF TRANSACTIONS TO DATE LAST WEEK	TOTAL TRANSACTIONS LAST WEEK
0	0	0

Payment methods (highlighted in the sidebar)

- Payment method menu
- EFT devices
- Payment providers



You are now in the overview of your payment methods. To create a new one, click on **+ Add payment method**.

Payment methods

Reference	Name	Type	Currency
7	Free of Charge	Cash	€
9	Cash	Cash	€
1b2172e8-c9f5-4230-91ad-86610bad23ee	iDeal	External payment method	€
7f6c9332-a653-485c-982f-244af286ade8	upFront	External payment method	€
bb6752bf-62b9-4802-8087-a5e9bde37764	Web Pin	External payment method	€
bccb39ca-0e51-4436-8e54-615c98271de2	Sofort Banking	External payment method	€
b34d8503-64fc-45b4-9fb0-469109145a81	Mistercash	External payment method	€
9e0ee90e-7c49-49ef-9451-a5099f7bb95a	Creditcard Online	External payment method	€
a3305ab4-9b00-4f32-954a-daa91e3da4ad	Giropay	External payment method	€
2d72ba52-d961-4d25-9758-804d1501e860	Maestro	External payment method	€
624a5675-cc0c-4e0d-9212-24c8306fd461	Mastercard	External payment method	€
b6b49bca-f88c-480a-a733-b1d88bb3c4a7	Visa	External payment method	€
ed4f42a8-890c-43dc-bd96-7c471ea08343	V-pay	External payment method	€
f0624cf5-66e5-4041-8c45-1f55d6537194	American Express	External payment method	€
02e419ae-61c1-40ba-858f-fe95df146426	Prime Line	External payment method	€



A new window will open where you have to enter the information of the new payment method. Start by adding the name into the corresponding **text field**.

The screenshot displays the DISH POS v3.46.0 interface. On the left is a dark sidebar menu with options: Minimise menu, Dashboard, Articles, Finance, General, Payment (selected), Payment methods, Payment method menu, EFT devices, Payment providers, and Self-service. The main area is titled 'Add payment method' and contains a 'Payment method' window. This window has a title bar with a close button (X). The 'Name *' field is a text input field highlighted with an orange border. To its right is a 'Payment method type' dropdown menu. Below these are sections for 'Payment properties' (with a 'Currency *' dropdown), 'References' (with a 'fiscal reference *' dropdown), and 'Identification' (with 'Your reference' and 'ID' text input fields). At the bottom of the window are 'Cancel' and 'Save' buttons.



Then select the type of payment method by using the corresponding **drop-down menu**.

DISH POS v3.46.0

« Minimise menu

- Dashboard
- Articles
- Finance
- General
- Payment**
 - Payment methods
 - Payment method menu
 - EFT devices
 - Payment providers
- Self-service

Add payment method

Payment method

Payment method [Close]

Name * Payment method type

Payment properties

Currency *

References

fiscal reference *

Identification

Your reference

ID

Cancel Save



To select a currency for your new payment method, use the corresponding **drop-down menu**.

The screenshot displays the 'Add payment method' form in the DISH POS v3.46.0 interface. On the left is a dark sidebar menu with options like 'Dashboard', 'Articles', 'Finance', 'General', 'Payment', and 'Self-service'. The 'Payment' section is expanded, showing 'Payment methods', 'Payment method menu', 'EFT devices', and 'Payment providers'. The main form area is titled 'Add payment method' and contains the following sections:

- Payment method**: Includes a title bar with a close button (X). Below it, 'Name *' is set to 'Test Method' and 'Payment method type' is set to 'Cash' in a dropdown menu.
- Payment properties**: The 'Currency *' dropdown menu is highlighted with an orange border. Below it is a checkbox for 'Rounding currency' with a help icon.
- References**: Includes a 'fiscal reference *' dropdown menu.
- Store configuration**: A table with three columns: 'Store', 'Cash drawer', and 'Show amount dialogue box'. Below the table is a '+ Add store configuration' link.
- Identification**: Includes input fields for 'Your reference' and 'ID'.

At the bottom of the form are 'Cancel' and 'Save' buttons.



By creating a new payment method, you have to add a reference for fiskaltrust. To do so, use the corresponding **drop-down menu**.

The screenshot displays the 'Add payment method' interface in the DISH POS system. On the left is a dark sidebar menu with options like 'Dashboard', 'Articles', 'Finance', 'General', 'Payment', and 'Self-service'. The 'Payment' section is expanded, showing 'Payment methods', 'Payment method menu', 'EFT devices', and 'Payment providers'. The main content area is titled 'Add payment method' and contains a form with the following sections:

- Payment method:** Includes a 'Name' field with 'Test Method' and a 'Payment method type' dropdown menu set to 'Cash'.
- Payment properties:** Includes a 'Currency' dropdown menu set to 'Euro' and a 'Rounding currency' checkbox.
- References:** Includes a 'fiscal reference' dropdown menu, which is highlighted with an orange border.
- Store configuration:** Includes a table with columns for 'Store', 'Cash drawer', and 'Show amount dialogue box', and a '+ Add store configuration' link.
- Identification:** Includes 'Your reference' and 'ID' input fields.

At the bottom of the form are 'Cancel' and 'Save' buttons.

Once you are done with your setup, click on **Save** to apply the changes.

The screenshot displays the DISH POS v3.46.0 interface. On the left is a dark sidebar menu with options: Minimise menu, Dashboard, Articles, Finance, General, Payment (highlighted), Payment methods, Payment method menu, EFT devices, Payment providers, and Self-service. The main content area is titled 'Add payment method' and contains a form for creating a new payment method. The form fields are as follows:

- Payment method** (header)
- Name ***: Text input field containing 'Test Method'.
- Payment method type**: Dropdown menu set to 'Cash'.
- Payment properties** (section header)
- Currency ***: Dropdown menu set to 'Euro'.
- Rounding currency** (with a help icon).
- References** (section header)
- fiscal reference ***: Dropdown menu set to 'Cash payment in national curre...'. Below this is a horizontal separator line.
- Store configuration** (section header)
- Configuration table:

Store	Cash drawer	Show amount dialogue box
- [+ Add store configuration](#)
- Identification** (section header)
- Your reference**: Text input field.
- ID**: Text input field.

At the bottom of the form are two buttons: 'Cancel' and 'Save'. The 'Save' button is highlighted with a yellow border.



The new **payment method** will then be added to the list of existing methods.

DISH POS v2.65.4 (V) Demo EN Video DISH POS Tutorials dish_en_video@hd.digital

<< Minimise menu

- Dashboard
- Articles
- Finance
- General
- Payment**
 - Payment methods**
 - Payment method menu
 - EFT devices
 - Payment providers
- Self-service

Payment methods

[+ Add payment method](#)

Reference	Name	Type	Currency
5d0129a5-9608-4678-8415-70df4832d990	Hotelspecials	External payment method	€
354034f1-5a6d-4975-b61e-7f88a4f6ff8c	Wonderbox	External payment method	€
2d94222c-b005-43c1-8857-a972f863ef0e	VVV	External payment method	€
2f14138c-87e5-42de-8d82-34eb07b609b7	Blackhawk	External payment method	€
4b6b7bf1-6fde-4c88-885b-3b9b5c9a955f	Leisure gifts	External payment method	€
7bc5dfed-ee77-468d-b43e-7dbc9a663d05	Touch Incentive	External payment method	€
8	Invoice	Invoice	€
6	Giftcard	Intersolve	€
3	iDeal	Online	€
4	Mastercard/Visa	Online	€
5	Sofort	Online	€
12	Pin	Payment terminal	€
13	Test Method	External payment method	€
14	Test Method	Cash	€
15	Test Method	Cash	€



To adjust a payment method, use the **edit icon**.































DISH POS v2.65.4 (V) Demo EN Video DISH POS Tutorials dish_en_video@hd.digital

<< Minimise menu

- Dashboard
- Articles
- Finance
- General
- Payment**
 - Payment methods**
 - Payment method menu
 - EFT devices
 - Payment providers
- Self-service

Payment methods

+ Add payment method

Reference	Name	Type	Currency
  5d0129a5-9608-4678-8415-70df4832d990	Hotelspecials	External payment method	€
  354034f1-5a6d-4975-b61e-7f88a4f6ff8c	Wonderbox	External payment method	€
  2d94222c-b005-43c1-8857-a972f863ef0e	VVV	External payment method	€
  2f14138c-87e5-42de-8d82-34eb07b609b7	Blackhawk	External payment method	€
  4b6b7bf1-6fde-4c88-885b-3b9b5c9a955f	Leisure gifts	External payment method	€
  7bc5dfed-ee77-468d-b43e-7dbc9a663d05	Touch Incentive	External payment method	€
  8	Invoice	Invoice	€
  6	Giftcard	Intersolve	€
  3	IDeal	Online	€
  4	Mastercard/Visa	Online	€
  5	Sofort	Online	€
  12	Pin	Payment terminal	€
  13	Test Method	External payment method	€
  14	Test Method	Cash	€
  15	Test Method	Cash	€



To delete a payment method, click on the **bin icon**.

DISH POS v2.65.4 (V) Demo EN Video DISH POS Tutorials dish_en_video@hd.digital

<< Minimise menu

- Dashboard
- Articles
- Finance
- General
- Payment**
 - Payment methods**
 - Payment method menu
 - EFT devices
 - Payment providers
- Self-service

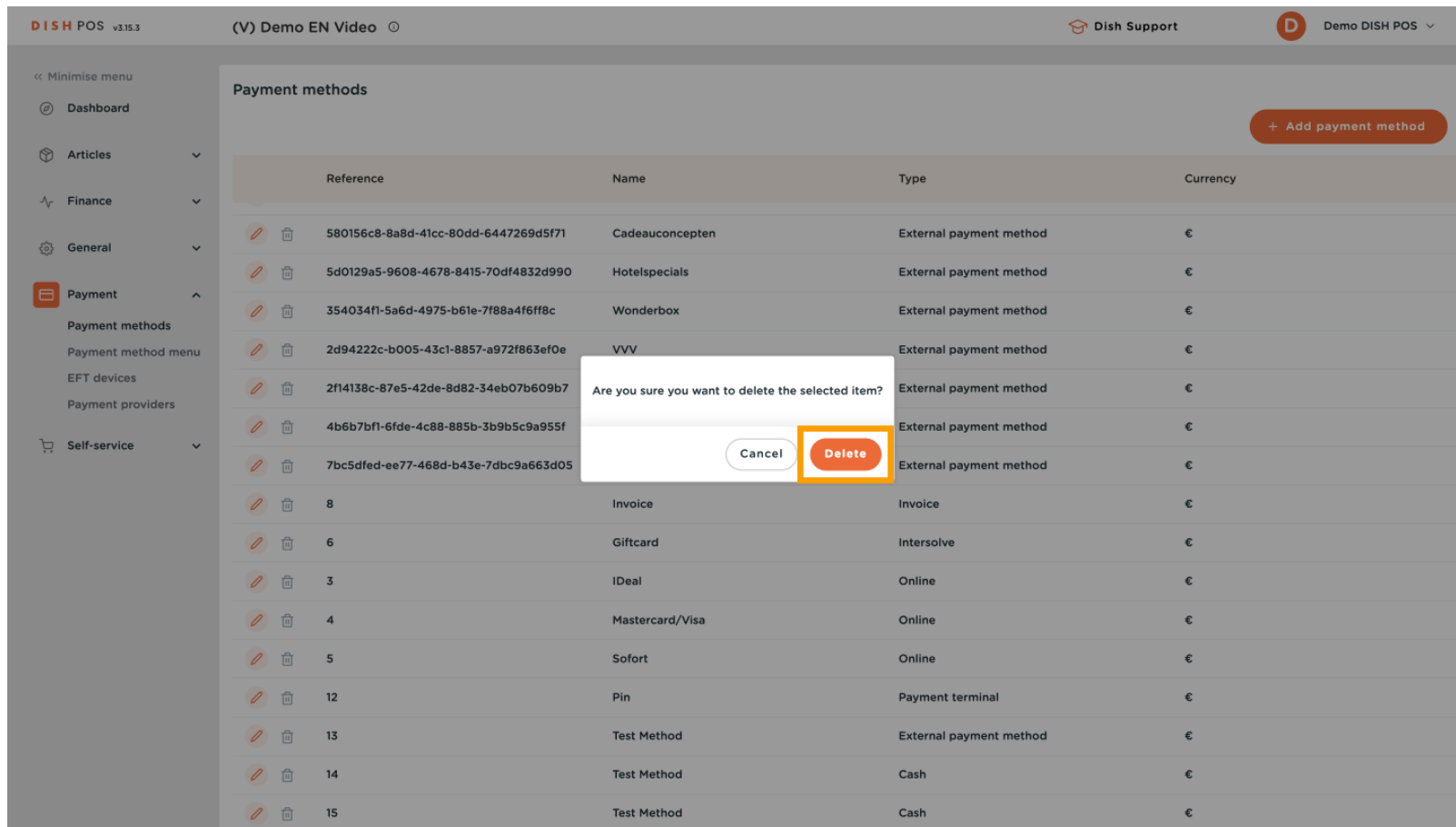
Payment methods

+ Add payment method

Reference	Name	Type	Currency
5d0129a5-9608-4678-8415-70df4832d990	Hotelspecials	External payment method	€
354034f1-5a6d-4975-b61e-7f88a4f6ff8c	Wonderbox	External payment method	€
2d94222c-b005-43c1-8857-a972f863ef0e	VVV	External payment method	€
2f14138c-87e5-42de-8d82-34eb07b609b7	Blackhawk	External payment method	€
4b6b7bf1-6fde-4c88-885b-3b9b5c9a955f	Leisure gifts	External payment method	€
7bc5dfed-ee77-468d-b43e-7dbc9a663d05	Touch Incentive	External payment method	€
8	Invoice	Invoice	€
6	Giftcard	Intersolve	€
3	IDeal	Online	€
4	Mastercard/Visa	Online	€
5	Sofort	Online	€
12	Pin	Payment terminal	€
13	Test Method	External payment method	€
14	Test Method	Cash	€
15	Test Method	Cash	€



To make sure you are not removing the payment method by accident, you will be asked to confirm your action. To do so, click on **Delete**.



The screenshot shows the DISH POS interface with a sidebar on the left containing navigation options like Dashboard, Articles, Finance, General, Payment, and Self-service. The main content area is titled "Payment methods" and features a table with columns for Reference, Name, Type, and Currency. A modal dialog is open over the table, asking "Are you sure you want to delete the selected item?" with "Cancel" and "Delete" buttons. The "Delete" button is highlighted with a yellow border.

Reference	Name	Type	Currency
580156c8-8a8d-41cc-80dd-6447269d5f71	Cadeauconcepten	External payment method	€
5d0129a5-9608-4678-8415-70df4832d990	Hotelspecials	External payment method	€
354034f1-5a6d-4975-b61e-7f88a4f6ff8c	Wonderbox	External payment method	€
2d94222c-b005-43c1-8857-a972f863ef0e	VVV	External payment method	€
2f14138c-87e5-42de-8d82-34eb07b609b7		External payment method	€
4b6b7bf1-6fde-4c88-885b-3b9b5c9a955f		External payment method	€
7bc5dfed-ee77-468d-b43e-7dbc9a663d05		External payment method	€
8	Invoice	Invoice	€
6	Giftcard	Intersolve	€
3	IDeal	Online	€
4	Mastercard/Visa	Online	€
5	Sofort	Online	€
12	Pin	Payment terminal	€
13	Test Method	External payment method	€
14	Test Method	Cash	€
15	Test Method	Cash	€



To now assign the payment method to a payment method menu, click on **Payment method menu**.

DISH POS v3.15.3 (V) Demo EN Video Dish Support Demo DISH POS

<< Minimise menu

- Dashboard
- Articles
- Finance
- General
- Payment**
 - Payment methods**
 - Payment method menu**
 - EFT devices
 - Payment providers
 - Self-service

Payment methods

+ Add payment method

Reference	Name	Type	Currency
580156c8-8a8d-41cc-80dd-6447269d5f71	Cadeauconcepten	External payment method	€
5d0129a5-9608-4678-8415-70df4832d990	Hotelspecials	External payment method	€
354034f1-5a6d-4975-b61e-7f88a4f6ff8c	Wonderbox	External payment method	€
2d94222c-b005-43c1-8857-a972f863ef0e	VVV	External payment method	€
2f14138c-87e5-42de-8d82-34eb07b609b7	Blackhawk	External payment method	€
4b6b7bf1-6fde-4c88-885b-3b9b5c9a955f	Leisure gifts	External payment method	€
7bc5dfed-ee77-468d-b43e-7dbc9a663d05	Touch Incentive	External payment method	€
8	Invoice	Invoice	€
6	Giftcard	Intersolve	€
3	IDeal	Online	€
4	Mastercard/Visa	Online	€
5	Sofort	Online	€
12	Pin	Payment terminal	€
13	Test Method	External payment method	€
14	Test Method	Cash	€
15	Test Method	Cash	€



Now select the **payment method menu** which you want to assign a new payment method.

DISH POS v2.65.4 (V) Demo EN Video DISH POS Tutorials dish_en_video@hd.digital

<< Minimise menu

- Dashboard
- Articles
- Finance
- General
- Payment**
 - Payment methods
 - Payment method menu**
 - EFT devices
 - Payment providers
- Self-service

Payment methods menu

+ Add payment method menu

Payment methods menu	Selected payment methods menu	Payment method
Payment Methods		
External Payments		
Online Payments		
Payment methods webshop		















Then drag your **payment method** and drop it into the Payment Methods column.

DISH POS v3.15.3 (V) Demo EN Video Dish Support Demo DISH POS

Payment methods menu

+ Add payment method menu

Payment methods menu	Payment Methods	Payment method
Payment Methods  	Cash #51 	Cadeauconcepten #35
External Payments  	Pin #53 	Hotelspecials #36
Online Payments  	Invoice #50 	Wonderbox #37
Payment methods webshop  	Giftcard #48 	VVV #38
		Blackhawk #39
		Leisure gifts #40
		Touch Incentive #41
		IDeal #45
		Mastercard/Visa #46
		Sofort #47
		Free of Charge #49
		Test Method #54
		Test Method #55
		Debit Mastercard #57
		Visa Debit #58
		Test Method #56



The payment method was successfully added to the Payment Methods menu.

DISH POS v3.15.3 (V) Demo EN Video Dish Support Demo DISH POS

Payment methods menu

+ Add payment method menu

Payment methods menu	Payment Methods	Payment method
Payment Methods	Cash #51	Giftfor2 #34
External Payments	Pin #53	Cadeauconcepten #35
Online Payments	Test Method #56	Hotelspecials #36
Payment methods webshop	Invoice #50	Wonderbox #37
	Giftcard #48	VVV #38
		Blackhawk #39
		Leisure gifts #40
		Touch Incentive #41
		IDeal #45
		Mastercard/Visa #46
		Sofort #47
		Free of Charge #49
		Test Method #54
		Test Method #55
		Debit Mastercard #57
		Visa Debit #58

To remove a payment method, click on the respective **bin icon**.

DISH POS v3.15.3 (V) Demo EN Video Dish Support Demo DISH POS

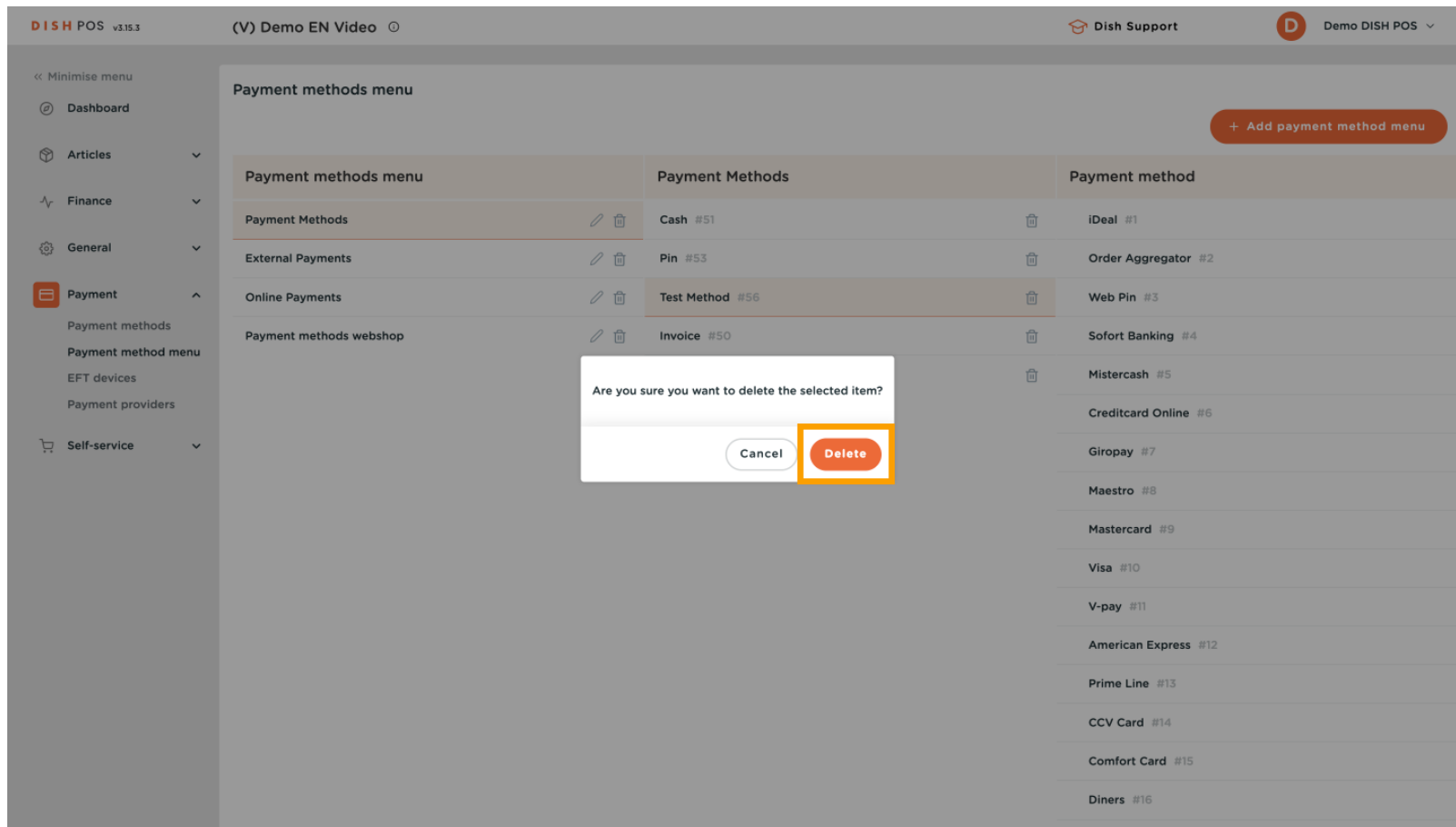
Payment methods menu

+ Add payment method menu

Payment methods menu	Payment Methods	Payment method
Payment Methods	Cash #51	iDeal #1
External Payments	Pin #53	Order Aggregator #2
Online Payments	Test Method #56	Web Pin #3
Payment methods webshop	Invoice #50	Sofort Banking #4
	Giftcard #48	Mistercash #5
		Creditcard Online #6
		Giropay #7
		Maestro #8
		Mastercard #9
		Visa #10
		V-pay #11
		American Express #12
		Prime Line #13
		CCV Card #14
		Comfort Card #15
		Diners #16



To make sure you are not removing the payment method by accident, you will be asked to confirm your action. To do so, click on **Delete**.



The screenshot shows the DISH POS interface with a confirmation dialog box overlaid on the 'Payment methods menu' table. The dialog asks 'Are you sure you want to delete the selected item?' and has two buttons: 'Cancel' and 'Delete'. The 'Delete' button is highlighted with a yellow border.

Payment methods menu	Payment Methods	Payment method
Payment Methods	Cash #51	iDeal #1
External Payments	Pin #53	Order Aggregator #2
Online Payments	Test Method #56	Web Pin #3
Payment methods webshop	Invoice #50	Sofort Banking #4
		Mistercash #5
		Creditcard Online #6
		Giropay #7
		Maestro #8
		Mastercard #9
		Visa #10
		V-pay #11
		American Express #12
		Prime Line #13
		CCV Card #14
		Comfort Card #15
		Diners #16



That's it. You completed the tutorial and now know how to add and manage payment methods.

DISH POS v3.15.3 (V) Demo EN Video Dish Support Demo DISH POS

<< Minimise menu

- Dashboard
- Articles
- Finance
- General
- Payment**
 - Payment methods
 - Payment method menu**
 - EFT devices
 - Payment providers
- Self-service

Payment methods menu + Add payment method menu

Payment methods menu	Payment Methods	Payment method
Payment Methods	Cash #51	iDeal #1
External Payments	Pin #53	Order Aggregator #2
Online Payments	Invoice #50	Web Pin #3
Payment methods webshop	Giftcard #48	Sofort Banking #4
		Mistercash #5
		Creditcard Online #6
		Giropay #7
		Maestro #8
		Mastercard #9
		Visa #10
		V-pay #11
		American Express #12
		Prime Line #13
		CCV Card #14
		Comfort Card #15
		Diners #16



Scan to go to the interactive player