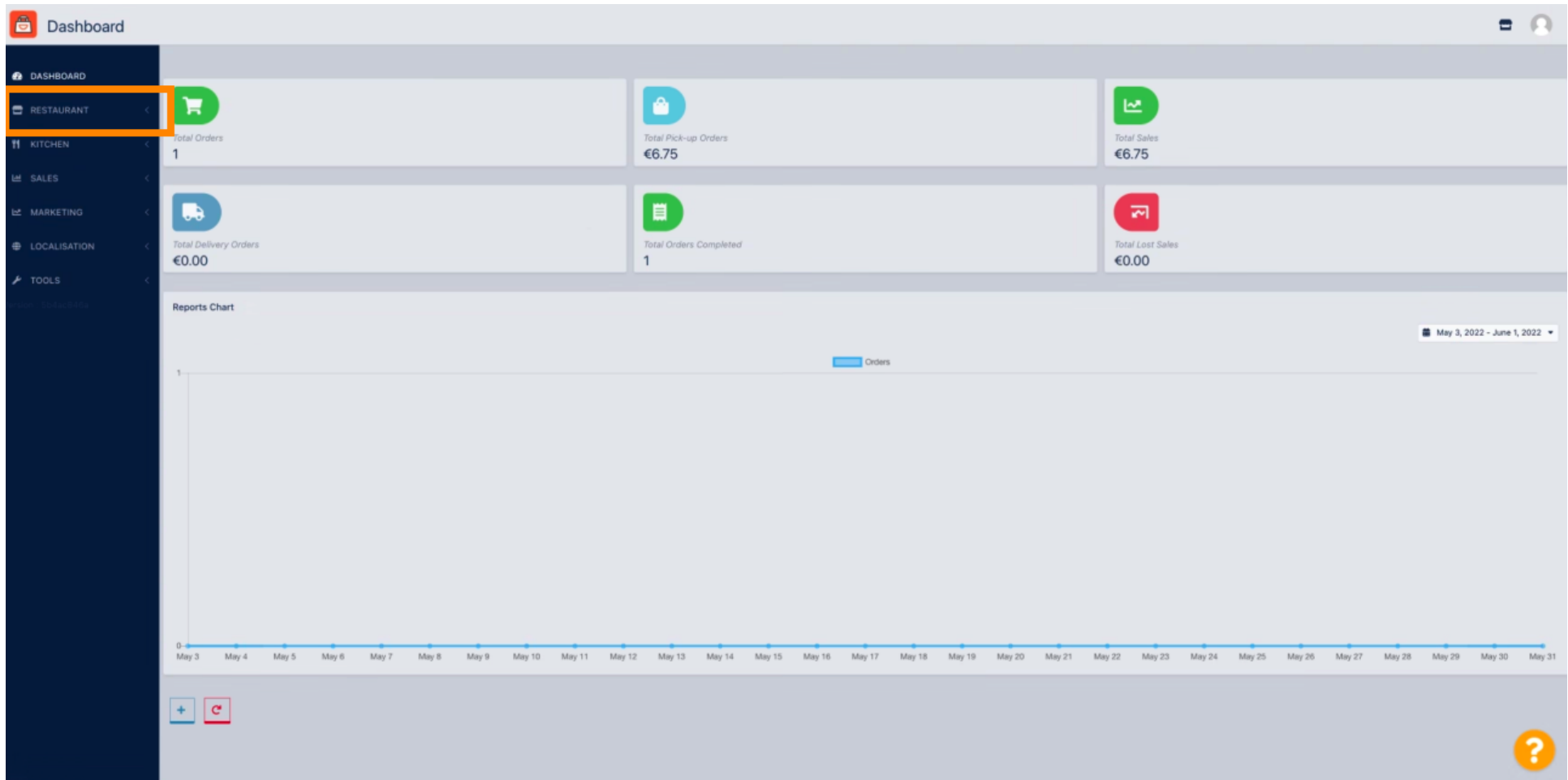


DISH Order - How to integrate PayPal as a payment method

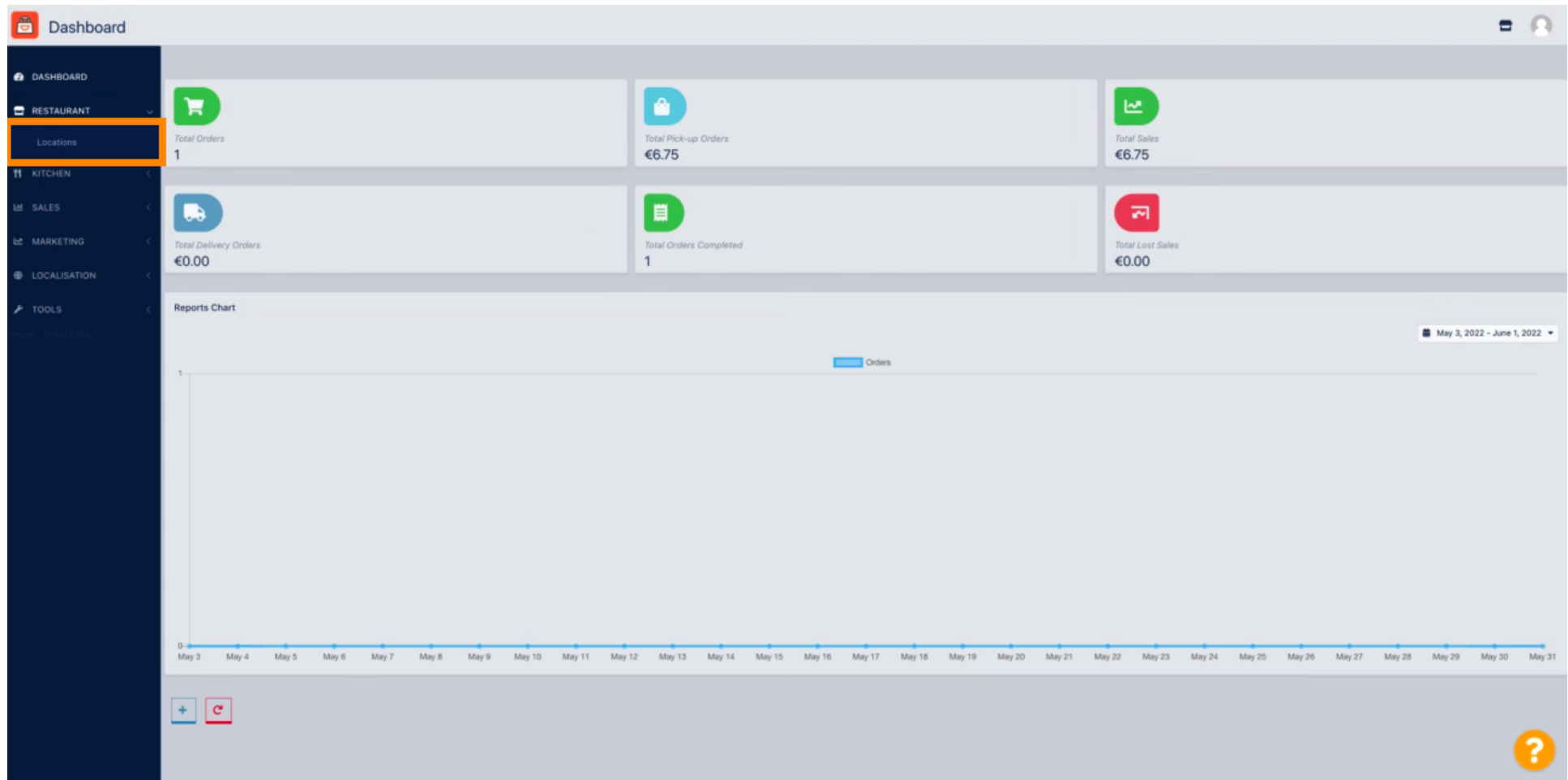
You're now at the dashboard of DISH Order. Now click **RESTAURANT**.



DISH Order - How to integrate PayPal as a payment method



Select **Locations** to open the restaurants information.



DISH Order - How to integrate PayPal as a payment method



To edit your location, click on the **pencil icon**.

Locations

Download CSV list

	NAME	CITY	OFFER DELIVERY	OFFER PICK-UP	STATUS	LINK
	Bäckerlei Kroemer	Düsseldorf	Enabled	Enabled	Enabled	https://kroemer.order.acc.app.hd.digital/menus

Items Per Page: 100

Privacy Settings | FAQ | New Features

DISH Order - How to integrate PayPal as a payment method



Then click on **Payments**.

The screenshot shows the 'Location Edit' interface in the DISH Order system. The left sidebar contains navigation links: DASHBOARD, RESTAURANT, Locations, KITCHEN, SALES, MARKETING, LOCALISATION, and TOOLS. The main content area has tabs for Location, Order Settings, Opening Hours, Payments (highlighted with an orange box), Delivery, and orderdirect. The 'Payments' tab is active, showing a form with the following fields:

- Name of the Restaurant
- Email
- Telephone
- Logo (with a button to select a logo)
- Header image (with a button to select an image)
- Webshop Status (set to 'Enabled')
- Address 1
- City
- State
- Postcode
- Country (set to 'Germany')
- Legal notice information
- Restaurant owner name
- Registry court

A question mark icon is visible in the bottom right corner of the interface.

DISH Order - How to integrate PayPal as a payment method

Now scroll down to **PayPal payment** and select **Start Onboarding**.

The screenshot shows the 'Location Edit' interface in the DISH Order system. The left sidebar contains navigation links: DASHBOARD, RESTAURANT, Locations, KITCHEN, SALES, MARKETING, LOCALISATION, and TOOLS. The main content area has tabs for Location, Order Settings, Opening Hours, Payments, Delivery, and orderdirect. The 'Payments' tab is active, displaying 'Location Payment methods'. Under this section, there are four payment options: 'Cash payment' (checked), 'Card payment in the restaurant' (checked), 'Card payment upon delivery' (unchecked), and 'PayPal Payment' (unchecked). Each option has a description and a minimum order total field. Below this is the 'DISH Order payment integrations' section, which includes 'Online payments offered via stripe' and 'PayPal payment'. The 'PayPal payment' section is highlighted with an orange box, and its 'Start Onboarding' button is also highlighted with an orange box. A help icon (?) is visible in the bottom right corner.

Location Edit

Save Save & Close

Location Order Settings Opening Hours Payments Delivery orderdirect

Location Payment methods

Select the payment(s) available at this location.

☒ Cash payment
Accept cash payments in the restaurant or upon delivery
€ 0,00
Max order total, Total order value must be less than this to make this payment method active. Leave it empty or zero for unlimited amount.

☒ Card payment in the restaurant
Accept card payments in the restaurant
€ 0,00
Max order total, Total order value must be less than this to make this payment method active. Leave it empty or zero for unlimited amount.

☐ Card payment upon delivery
Accept card payments upon delivery

☐ PayPal Payment
Accept PayPal online payments on your webshop

DISH Order payment integrations

DISH Order allows official online payment integrations.
Please, start the onboarding processes and select all the payment methods your want to offer.

Online payments offered via stripe
Start Onboarding

☐ Online Payment
HD pay Accept credit card payments using Stripe
€
Min order total, Total order value must reach before this payment method becomes active. Leave it empty or zero for unlimited amount.

PayPal payment
Start Onboarding

☐ Paypal
Paypal Online Payment using HD Pay
€
Min order total, Total order value must reach before this payment method becomes active. Leave it empty or zero for unlimited amount.

?

DISH Order - How to integrate PayPal as a payment method



A pop up window will show up to redirect to the HD Pay Onboarding process. Select **Ok** to continue.

Location Edit

Save Save & Close

Location Order Settings Opening Hours Payments Delivery orderdirect

Location Payment methods

Select the payment(s) available at this location.

- ☒ **Cash payment**
Accept cash payments in the restaurant or upon delivery
€ 0,00
Max order total, Total order value must be less than this to make this payment method active. Leave it empty or zero for unlimited amount.
- ☒ **Card payment in the restaurant**
Accept card payments in the restaurant
€ 0,00
Max order total, Total order value must be less than this to make this payment method active. Leave it empty or zero for unlimited amount.
- ☐ **Card payment upon delivery**
Accept card payments upon delivery
- ☐ **PayPal Payment**
Accept PayPal online payments on your webshop

DISH Order payment integrations

DISH Order allows official online payment integrations.
Please, start the onboarding processes and select all the payment methods you want to offer.

stripe Online payments offered via stripe
Start Onboarding

☐ **Online Payment**
HD pay Accept credit card payments using Stripe
€
Min order total, Total order value must reach before this payment method becomes active. Leave it empty or zero for unlimited amount.

PayPal payment
Start Onboarding

☐ **Paypal**
Paypal Online Payment using HD Pay
€
Min order total, Total order value must reach before this payment method becomes active. Leave it empty or zero for unlimited amount.

Abbrechen **Ok**

?



Enter your **email address** and **country**.



Connect a PayPal account
to start accepting
payments on Test Store

It's free to connect, whether you have an
existing PayPal account, or want to create a
new account.

Email

[Redacted email address]

Country or region

United States



Next



To proceed click **Next**.



Connect a PayPal account
to start accepting
payments on Test Store

It's free to connect, whether you have an
existing PayPal account, or want to create a
new account.

Email
janedoe@test.com

Country or region
United States

Next

DISH Order - How to integrate PayPal as a payment method



Now enter your **log in** data and click on **Log in**.

| DISH Order - How to integrate PayPal as a payment method



Your PayPal account is now integrated with the store. Click **the button** to continue.



Please confirm your email to activate your account.

To do this, follow the instructions we sent to



Thanks for signing up!

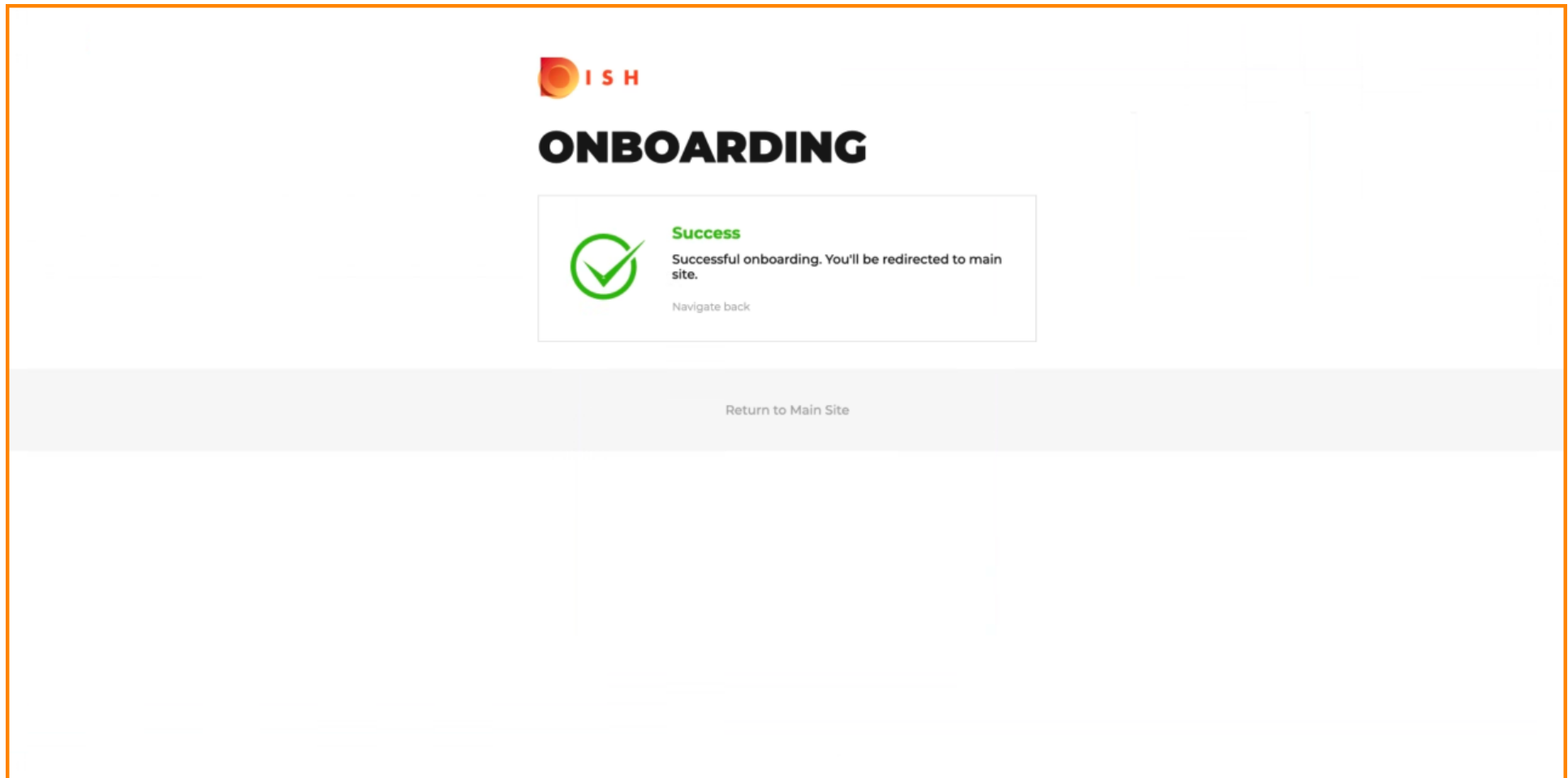


You now have an account, and you've successfully integrated PayPal with Test Store. Don't forget to confirm your email so you can access payments.

[Go back to Test Store](#)



Your onboarding process was successful. You will be automatically redirected to the main site.



DISH Order - How to integrate PayPal as a payment method



You successfully onboarded PayPal using HD Pay.

The screenshot displays the 'Location Edit' interface in the DISH Order system. A green notification box at the top states: 'Thank you for proceeding with the setup of the payment method. When the Setup is completed, the payment method will become available to be offered to end customers soon.' The interface includes a sidebar with navigation options: DASHBOARD, RESTAURANT (with a sub-menu for Locations), KITCHEN, SALES, MARKETING, USERS, DESIGN, LOCALISATION, TOOLS, and SYSTEM. The main content area is titled 'DISH Order payment integrations' and contains the following sections:

- Card payment in the restaurant:** Includes a checkbox, a text input field set to '€ 0,00', and a note: 'Max order total, Total order value must be less than this to make this payment method active. Leave it empty or zero for unlimited amount.'
- Card payment upon delivery:** Includes a checkbox and a note: 'Accept card payments upon delivery'.
- PayPal Payment:** Includes a checkbox and a note: 'Accept PayPal online payments on your webshop'.
- DISH Order payment integrations:** A section header followed by a paragraph: 'DISH Order allows official online payment integrations. Please, start the onboarding processes and select all the payment methods you want to offer.'
- stripe Online payments offered via stripe:** Includes two buttons: 'Change Business account data' and 'Change Bank Account data'.
- Online Payment:** Includes a checked checkbox, a text input field, and a note: 'Min order total, Total order value must reach before this payment method becomes active. Leave it empty or zero for unlimited amount.'
- PayPal payment:** Includes a button labeled 'Edit onboarding'.
- Paypal:** Includes a checkbox, a text input field, and a note: 'Min order total, Total order value must reach before this payment method becomes active. Leave it empty or zero for unlimited amount.'

A question mark icon is visible in the bottom right corner of the interface.

DISH Order - How to integrate PayPal as a payment method



Now scroll down to the PayPal payment and click on the **checkbox** to enable the payment method.

The screenshot shows the 'Location Edit' interface for DISH Order. On the left is a dark blue sidebar with navigation links: DASHBOARD, RESTAURANT (expanded), Locations, KITCHEN, SALES, MARKETING, USERS, DESIGN, LOCALISATION, TOOLS, and SYSTEM. The main content area is titled 'Location Edit' and contains several sections:

- Accept card payments in the restaurant:** Includes a text input field for 'Max order total' and a description: 'Max order total, Total order value must be less than this to make this payment method active. Leave it empty or zero for unlimited amount.'
- Card payment upon delivery:** A checkbox labeled 'Card payment upon delivery' with the description 'Accept card payments upon delivery'.
- PayPal Payment:** A checkbox labeled 'PayPal Payment' with the description 'Accept PayPal online payments on your webshop'.
- DISH Order payment integrations:** A section header followed by the text: 'DISH Order allows official online payment integrations. Please, start the onboarding processes and select all the payment methods your want to offer.'
- stripe Online payments offered via stripe:** Includes two buttons: 'Change Business account data' and 'Change Bank Account data'.
- Online Payment:** A checkbox labeled 'Online Payment' with the description 'HD pay Accept credit card payments using Stripe'. It includes a text input field for 'Min order total' and a description: 'Min order total, Total order value must reach before this payment method becomes active. Leave it empty or zero for unlimited amount.'
- PayPal payment:** Includes an 'Edit onboarding' button.
- paypal:** A checkbox labeled 'paypal' with the description 'Paypal Online Payment using HD Pay'. This checkbox is highlighted with an orange box. It includes a text input field for 'Min order total' and a description: 'Min order total, Total order value must reach before this payment method becomes active. Leave it empty or zero for unlimited amount.'

At the bottom right of the page, there are links for 'Privacy Settings | FAQ | New Features' and a large orange question mark icon.

DISH Order - How to integrate PayPal as a payment method



Then click on **Save** to apply the changes.

Location Edit

Save **Save & Close**

Payments

Location Payment methods

Select the payment(s) available at this location.

☒ **Cash payment**
Accept cash payments in the restaurant or upon delivery
€ 0,00
Max order total, Total order value must be less than this to make this payment method active. Leave it empty or zero for unlimited amount.

☐ **Card payment in the restaurant**
Accept card payments in the restaurant
€ 0,00
Max order total, Total order value must be less than this to make this payment method active. Leave it empty or zero for unlimited amount.

☐ **Card payment upon delivery**
Accept card payments upon delivery

☐ **PayPal Payment**
Accept PayPal online payments on your webshop

DISH Order payment integrations

DISH Order allows official online payment integrations.
Please, start the onboarding processes and select all the payment methods your want to offer.

stripe Online payments offered via stripe

Change Business account data **Change Bank Account data**

?

DISH Order - How to integrate PayPal as a payment method



A green pop up window will shown up. The integration of the PayPal method was successful.

Location Edit

Location updated successfully

Save **Save & Close**

Location Order Settings Opening Hours **Payments** Delivery orderdirect

Location Payment methods

Select the payment(s) available at this location.

☒ **Cash payment**
Accept cash payments in the restaurant or upon delivery
€ 0,00
Max order total, Total order value must be less than this to make this payment method active. Leave it empty or zero for unlimited amount.

☐ **Card payment in the restaurant**
Accept card payments in the restaurant
€ 0,00
Max order total, Total order value must be less than this to make this payment method active. Leave it empty or zero for unlimited amount.

☐ **Card payment upon delivery**
Accept card payments upon delivery

☐ **PayPal Payment**
Accept PayPal online payments on your webshop

DISH Order payment integrations

DISH Order allows official online payment integrations.
Please, start the onboarding processes and select all the payment methods your want to offer.

stripe Online payments offered via stripe

Change Business account data **Change Bank Account data**

Warten auf lighthouse helpdocs to...

?

| DISH Order - How to integrate PayPal as a payment method



Scan to go to the interactive player