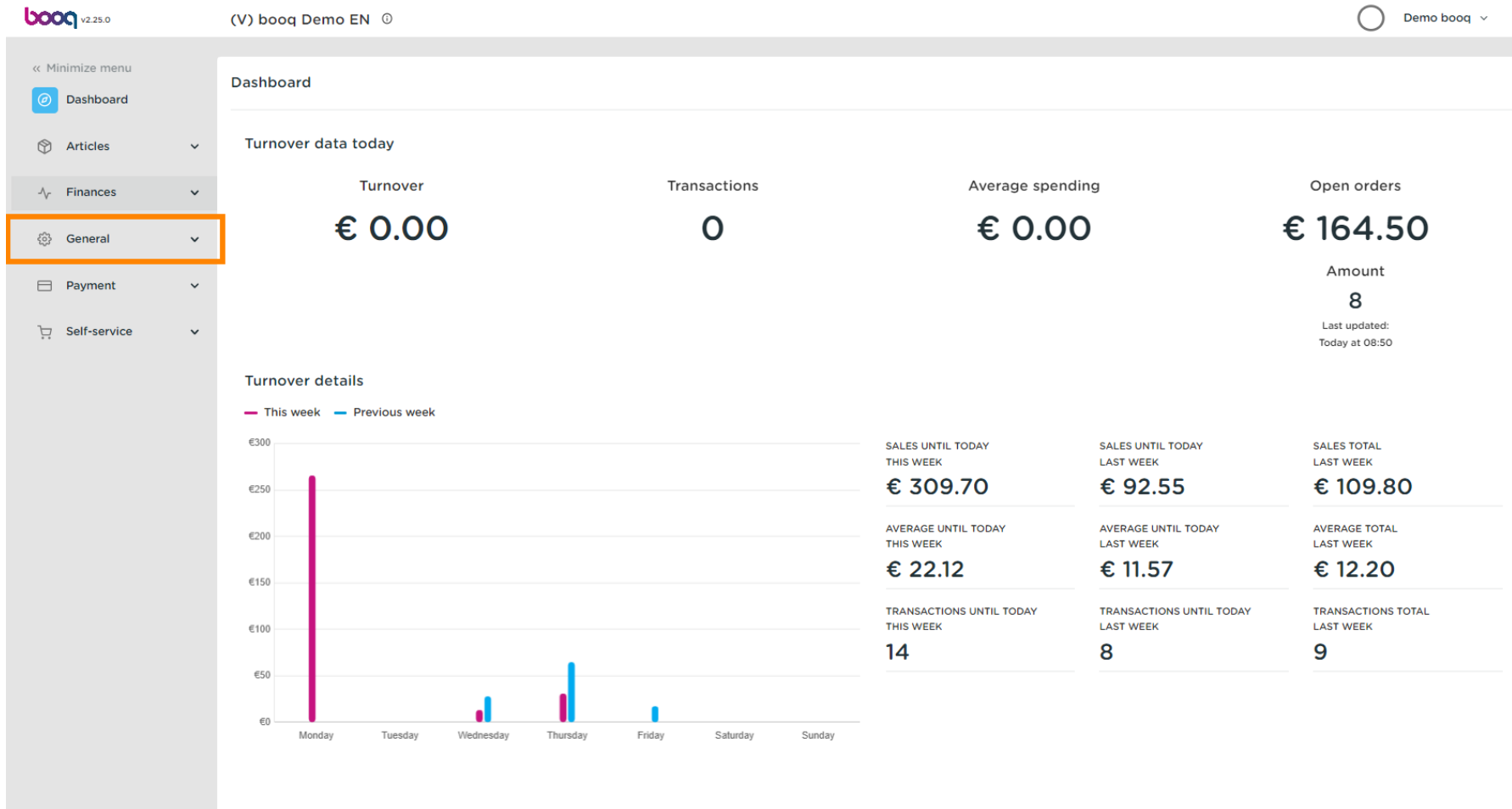


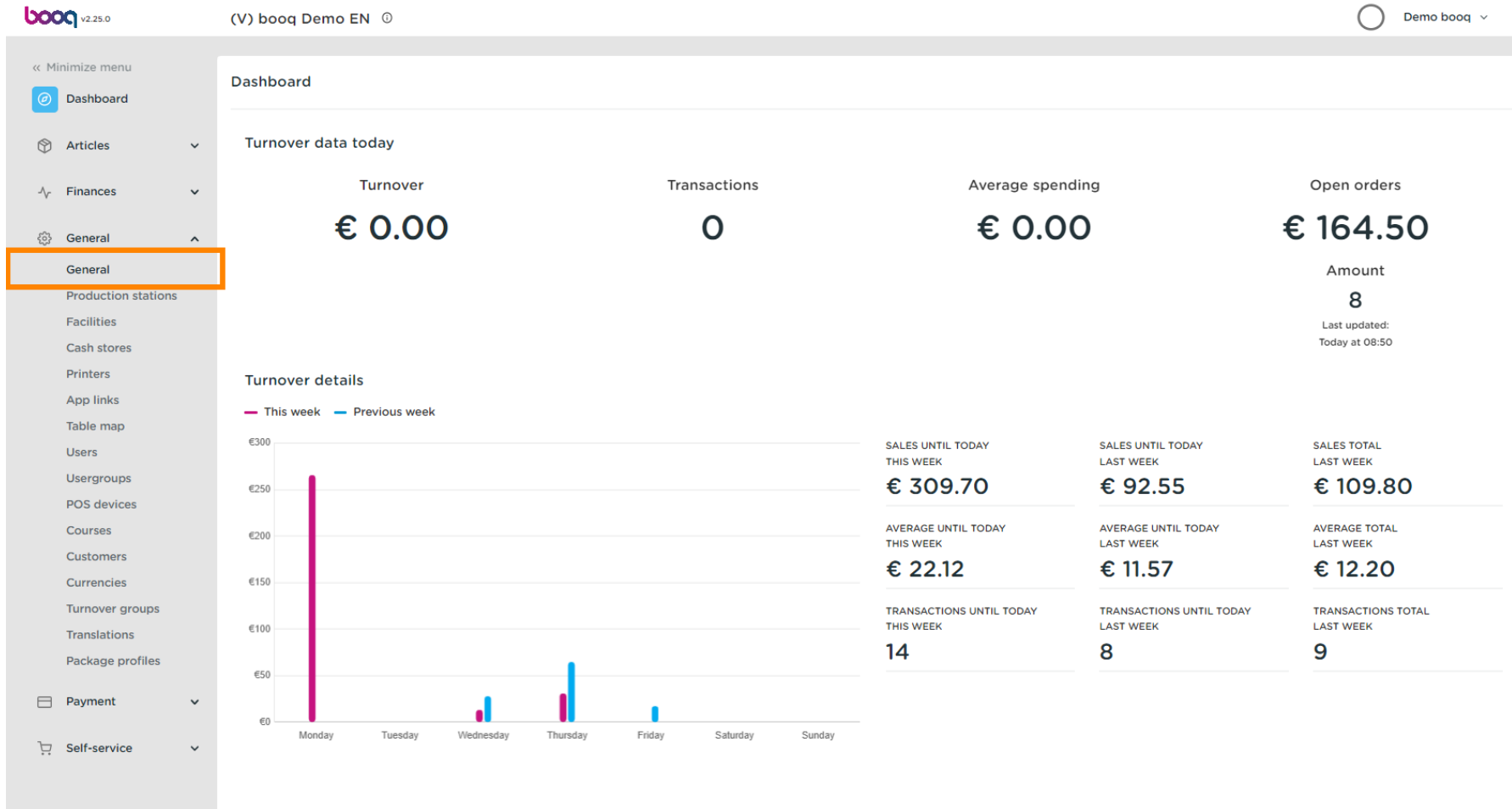


Open the platform and click **General**.





Click General





Click the **pencil icon** to edit.

booq v2.25.0

(V) booq Demo EN ⓘ

Demo booq

▼

« Minimize menu

Dashboard

Articles ▼

Finances ▼

General ▲

General

Production stations

Facilities

Cash stores

Printers

App links

Table map

Users

Usergroups

POS devices

Courses

Customers

Currencies

Turnover groups

Translations

Package profiles

Payment ▼

Self-service ▼

Stores

TRANSMIT

Name	Installed version	Update status	Transmit status
<div>✎</div> <div>HD Video Demo English</div>	v3s21b0	● Up to date	✓



Click **Select a price level** you want to make available for this store.

boonq v2.25.0

« Minimize menu

Dashboard

Articles

Finances

General

- General
- Production stations
- Facilities
- Cash stores
- Printers
- App links
- Table map
- Users
- Usergroups
- POS devices
- Courses
- Customers
- Currencies
- Turnover groups
- Translations
- Package profiles

Payment

Self-service

Update store

Store

Settings

- POS configuration
- App functions
- Card templates
- Standard discounts
- App users

Store

CLOSE

Name *

HD Video Demo English

Language

English

Option menus

Select an option menu

+ Add new option menu

Payment method menus

External Payments

Payment Methods

Online Payments

Select a payment method menu

+ Add new payment method menu

Price levels

Select a price level

+ Add new price level

Identification

Your reference

fdb3a31f-512d-4300-ade8-8042dc04e505

ID

1157

Save



Select the **price line**.

booq v2.25.0

- « Minimize menu
- Dashboard
- Articles
- Finances
- General
 - General
 - Production stations
 - Facilities
 - Cash stores
 - Printers
 - App links
 - Table map
 - Users
 - Usergroups
 - POS devices
 - Courses
 - Customers
 - Currencies
 - Turnover groups
 - Translations
 - Package profiles
- Payment
- Self-service

Update store

- Store
- Settings
- POS configuration
- App functions
- Card templates
- Standard discounts
- App users

Store

CLOSE

Name *

HD Video Demo English

Language

English

Option menus

Select an option menu

+ Add new option menu

Payment method menus

External Payments

Payment Methods

Online Payments

Select a payment method menu

+ Add new payment method menu

Price levels

Happy Hour

Select a price level

✓ Happy Hour

Identification

Your reference

fdb3a31f-512d-4300-ade8-8042dc04e505

ID

1157

Save



Click **+ Add new price level**.

booq v2.25.0

« Minimize menu

Dashboard

Articles

Finances

General

General

Production stations

Facilities

Cash stores

Printers

App links

Table map

Users

Usergroups

POS devices

Courses

Customers

Currencies

Turnover groups

Translations

Package profiles

Payment

Self-service

Update store

Store

Settings

POS configuration

App functions

Card templates

Standard discounts

App users

Store

CLOSE

Name * HD Video Demo English

Language English

Option menus

Payment method menus

Price levels

Select an option menu

+ Add new option menu

External Payments

Payment Methods

Online Payments

Select a payment method menu

+ Add new payment method menu

Happy Hour

+ Add new price level

Identification

Your reference fdb3a31f-512d-4300-ade8-8042dc04e505

ID 1157

Save



Click **Save**.

booq v2.25.0

« Minimize menu

Dashboard

Articles

Finances

General

General

Production stations

Facilities

Cash stores

Printers

App links

Table map

Users

Usergroups

POS devices

Courses

Customers

Currencies

Turnover groups

Translations

Package profiles

Payment

Self-service

Update store

Store

Settings

POS configuration

App functions

Card templates

Standard discounts

App users

Store

CLOSE

Name * HD Video Demo English

Language English

Option menus

Select an option menu

+ Add new option menu

Payment method menus

External Payments

Payment Methods

Online Payments

Select a payment method menu

+ Add new payment method menu

Price levels

Happy Hour

Select a price level

+ Add new price level

Identification

Your reference fdb3a31f-512d-4300-ade8-8042dc04e505

ID 1157

Save



Click **Facilities** to enable the price line for a facility.

booq v2.25.0 (V) booq Demo EN Demo booq

« Minimize menu

- Dashboard
- Articles
- Finances
- General
 - General
 - Production stations
 - Facilities**
 - Cash stores
 - Printers
 - App links
 - Table map
 - Users
 - Usergroups
 - POS devices
 - Courses
 - Customers
 - Currencies
 - Turnover groups
 - Translations
 - Package profiles
- Payment
- Self-service

Stores

TRANSMIT

Name	Installed version	Update status	Transmit status
HD Video Demo English	v3s21b0	Up to date	✓



Click the **arrow** to expand.

booq v2.25.0

(V) booq Demo EN ⓘ

○ Demo booq ▼

« Minimize menu

Dashboard

Articles ▼

Finances ▼

General ▲

General

Production stations

Facilities

Cash stores

Printers

App links

Table map

Users

Usergroups

POS devices

Courses

Customers

Currencies

Turnover groups

Translations

Package profiles

Payment ▼

Self-service ▼

Facilities

Q

Type to search

+ Generate area

+ Add facility

⚠ Be extra careful when you use QR ordering through CMS. QR codes are linked to facilities. Once created, these QR codes cannot be reassigned to a different facility.

Facilities

▼

HD Video Demo English

✎

9 of 24



Click the **pencil icon**.

booq v2.25.0 (V) booq Demo EN Demo booq

« Minimize menu

- Dashboard
- Articles
- Finances
- General**
 - General
 - Production stations
 - Facilities**
 - Cash stores
 - Printers
 - App links
 - Table map
 - Users
 - Usergroups
 - POS devices
 - Courses
 - Customers
 - Currencies
 - Turnover groups
 - Translations
 - Package profiles
- Payment
- Self-service

Facilities

Q Type to search

+ Generate area + Add facility

Be extra careful when you use QR ordering through CMS. QR codes are linked to facilities. Once created, these QR codes cannot be reassigned to a different facility.

Facilities

- HD Video Demo English
- Restaurant
- Terrace

Click on the **price level** to get a list of the available price lines.

booq v2.25.0 (V) bo

Edit sales point

- « Minimize menu
- Dashboard
- Articles
- Finances
- General
 - General
 - Production stations
 - Facilities
 - Cash stores
 - Printers
 - App links
 - Table map
 - Users
 - Usergroups
 - POS devices
 - Courses
 - Customers
 - Currencies
 - Turnover groups
 - Translations
 - Package profiles
- Payment
- Self-service

Facilit

Menu

Sales point

NAME* Restaurant Parent HD Video Demo English

Numbers/Description

Receipt printer

References

Price level Inherit

Settings

- ☒ Inherit settings
- ☒ Visible in app
- ☒ Price includes VAT
- ☐ Order text popup
- ☐ Use take away number
- ☐ Log off after ticket
- ☐ Print receipt

Identification

Your reference 4ec810ec-1370-4b5e-8bdb-efc39da73b57

ID 2

Save



Select the **price level** you want to assign to this facility.

boonq v2.25.0

(V) boonq

« Minimize menu

Dashboard

Articles

Finances

General

General

Production stations

Facilities

Cash stores

Printers

App links

Table map

Users

Usergroups

POS devices

Courses

Customers

Currencies

Turnover groups

Translations

Package profiles

Payment

Self-service

Facilities

Menu

Edit sales point

Sales point

Menu

Sales point

Name* Restaurant

Parent HD Video Demo English

Numbers/Description

Receipt printer

References

Price level

Settings

Identification

Happy Hour

Happy Hour

Happy Hour

✓ Happy Hour

✓ Inherit settings

✓ Visible in app

✓ Price includes VAT

Order text popup

Use take away number

Log off after ticket

Print receipt

Your reference

4ec810ec-1370-4b5e-8bdb-efc39da73b57

ID

2

Save



Click **Save**.

booq v2.25.0 (V) bo Edit sales point

« Minimize menu

- Dashboard
- Articles
- Finances
- General
 - General
 - Production stations
 - Facilities
 - Cash stores
 - Printers
 - App links
 - Table map
 - Users
 - Usergroups
 - POS devices
 - Courses
 - Customers
 - Currencies
 - Turnover groups
 - Translations
 - Package profiles
- Payment
- Self-service

Facilities

Menu

Sales point

NAME* Restaurant Parent HD Video Demo English

Numbers/Description

Receipt printer

References

Price level Happy Hour

Settings

- ☒ Inherit settings
- ☒ Visible in app
- ☒ Price includes VAT
- ☐ Order text popup
- ☐ Use take away number
- ☐ Log off after ticket
- ☐ Print receipt

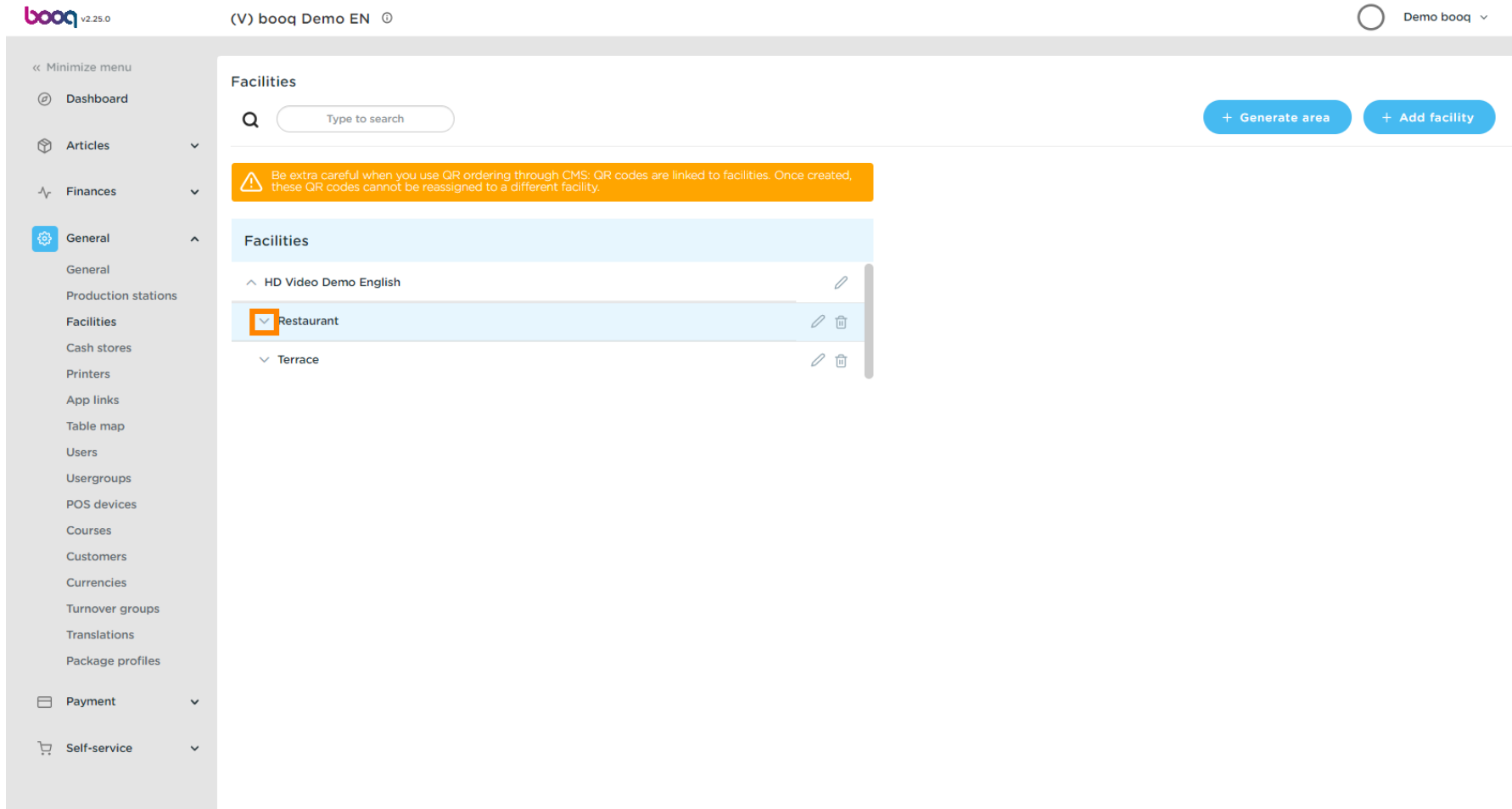
Identification

Your reference 4ec810ec-1370-4b5e-8bdb-efc39da73b57

ID 2

Save

Click the **arrow** to expand and add a priceline to a specific table.



The screenshot shows the booq v2.25.0 interface. The top header displays the version and the user 'Demo booq'. The sidebar menu on the left includes options like Dashboard, Articles, Finances, General, Production stations, Cash stores, Printers, App links, Table map, Users, Usergroups, POS devices, Courses, Customers, Currencies, Turnover groups, Translations, Package profiles, Payment, and Self-service. The main content area is titled 'Facilities' and features a search bar and two buttons: '+ Generate area' and '+ Add facility'. A warning message is displayed: 'Be extra careful when you use QR ordering through CMS. QR codes are linked to facilities. Once created, these QR codes cannot be reassigned to a different facility.' The 'Facilities' list includes 'HD Video Demo English', 'Restaurant' (highlighted with an orange box), and 'Terrace'. The 'Restaurant' facility has an expand/collapse arrow (also highlighted with an orange box) and edit/delete icons.



Click the **pencil icon** to edit the table.

booq v2.25.0

(V) booq Demo EN ⓘ

Demo booq ▼

« Minimize menu

Dashboard

Articles ▼

Finances ▼

General ▲

General

Production stations

Facilities

Cash stores

Printers

App links

Table map

Users

Usergroups

POS devices

Courses

Customers

Currencies

Turnover groups

Translations

Package profiles

Payment ▼

Self-service ▼

Facilities

Q

Type to search

+ Generate area

+ Add facility

⚠ Be extra careful when you use QR ordering through CMS. QR codes are linked to facilities. Once created, these QR codes cannot be reassigned to a different facility.

Facilities	
^ HD Video Demo English	
^ Restaurant	
Tafel 1	
Tafel 2	
Tafel 3	
Tafel 4	
Tafel 5	
Tafel 6	
Tafel 7	
Tafel 8	
Tafel 9	
Tafel 10	
Tafel 11	
Tafel 12	

15 of 24



Click on the **price level** to get a list of the available price lines.

boonq v2.25.0

(V) boonq

« Minimize menu

Dashboard

Articles

Finances

General

General

Production stations

Facilities

Cash stores

Printers

App links

Table map

Users

Usergroups

POS devices

Courses

Customers

Currencies

Turnover groups

Translations

Package profiles

Payment

Self-service

Facilities

Menu

Facilities

HT

Edit sales point

Sales point

Menu

Sales point

Close

Name* Tafel 1

Parent Restaurant

Numbers/Description

Direct sale

Table number

1

Receipt printer

References

Price level

Inherit

Logistics

Amount of seats

Settings

Inherit settings

Visible in app

Price includes VAT

Order text popup

Use take away number

Log off after ticket

Print receipt

Identification

Your reference

b3bfff15-8b9e-4497-a83e-6abda41047c1

ID

3

Save



Select the **price level** you want to assign to this table.

boonq v2.25.0

(V) boonq

« Minimize menu

Dashboard

Articles

Finances

General

General

Production stations

Facilities

Cash stores

Printers

App links

Table map

Users

Usergroups

POS devices

Courses

Customers

Currencies

Turnover groups

Translations

Package profiles

Payment

Self-service

Facilities

Q

Warning

Facilities

^ HT

Edit sales point

Sales point

Menu

Sales point

CLOSE

NameTafel 1ParentRestaurant

Numbers/Description

Settings

☐ Direct sale

Table number1

Receipt printer

References

Price levelHappy Hour

Inherit

✓ Happy Hour

Logistics

Amount of seats

☒ Inherit settings

☒ Visible in app

☒ Price includes VAT

☐ Order text popup

☐ Use take away number

☐ Log off after ticket

☐ Print receipt

Identification

Your referenceb3bf1f15-8b9e-4497-a83e-6abda41047c1

ID3

Save



Click **Save**.

booq v2.25.0 (V) bo Edit sales point

« Minimize menu

- Dashboard
- Articles
- Finances
- General
 - General
 - Production stations
 - Facilities
 - Cash stores
 - Printers
 - App links
 - Table map
 - Users
 - Usergroups
 - POS devices
 - Courses
 - Customers
 - Currencies
 - Turnover groups
 - Translations
 - Package profiles
- Payment
- Self-service

Facilities

Menu

Sales point CLOSE

Name* Parent

Numbers/Description

☐ Direct sale

Table number

Receipt printer

References

Price level

Settings

☒ Inherit settings

☒ Visible in app

☒ Price includes VAT

☐ Order text popup

☐ Use take away number

☐ Log off after ticket

☐ Print receipt

Identification

Your reference

ID

Logistics

Amount of seats

Save



Click **Customers** to assign a price line to a customer.

booq v2.25.0 (V) booq Demo EN ① Demo booq ▾

« Minimize menu

- Dashboard
- Articles ▾
- Finances ▾
- General ▸
 - General
 - Production stations
 - Facilities
 - Cash stores
 - Printers
 - App links
 - Table map
 - Users
 - Usergroups
 - POS devices
 - Courses
 - Customers**
 - Currencies
 - Turnover groups
 - Translations
 - Package profiles
- Payment ▾
- Self-service ▾

Facilities

Q Type to search

+ Generate area + Add facility

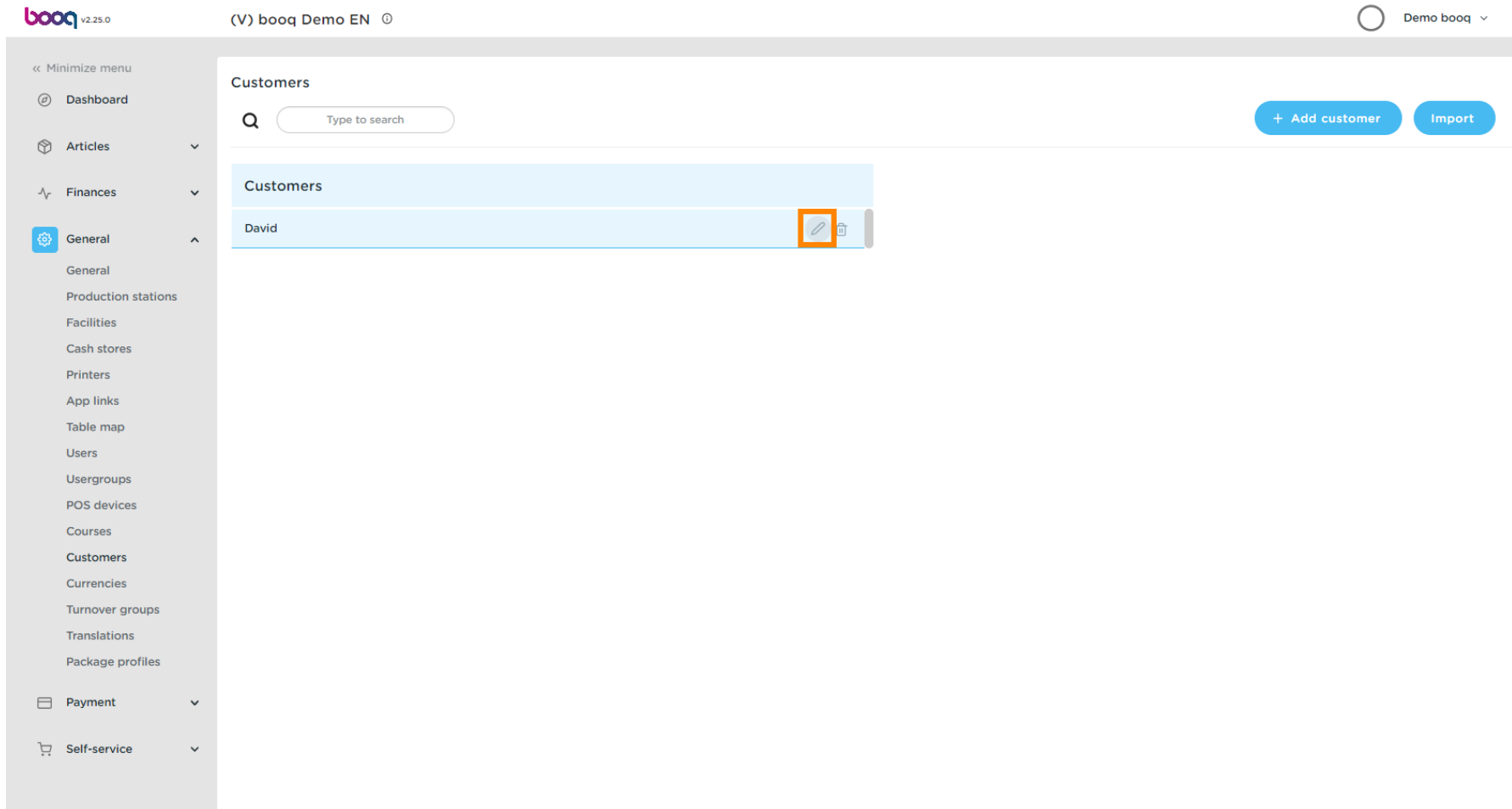
⚠ Be extra careful when you use QR ordering through CMS. QR codes are linked to facilities. Once created, these QR codes cannot be reassigned to a different facility.

Facilities

^ HD Video Demo English	✎
^ Restaurant	✎ 🗑
Tafel 1	✎ 🗑
Tafel 2	✎ 🗑
Tafel 3	✎ 🗑
Tafel 4	✎ 🗑
Tafel 5	✎ 🗑
Tafel 6	✎ 🗑
Tafel 7	✎ 🗑
Tafel 8	✎ 🗑
Tafel 9	✎ 🗑
Tafel 10	✎ 🗑
Tafel 11	✎ 🗑
Tafel 12	✎ 🗑



Click on the **pencil icon** from the customer where you want to add a price line.



The screenshot displays the booq v2.25.0 interface. The top navigation bar includes the booq logo, the text "(V) booq Demo EN", and a user profile icon labeled "Demo booq". A left sidebar contains a "Minimize menu" button and a list of navigation items: Dashboard, Articles, Finances, General (selected), Payment, and Self-service. The General menu is expanded, showing sub-items like General, Production stations, Facilities, Cash stores, Printers, App links, Table map, Users, Usergroups, POS devices, Courses, Customers (highlighted), Currencies, Turnover groups, Translations, and Package profiles. The main content area is titled "Customers" and features a search bar with the placeholder "Type to search". Below the search bar is a table with two rows: "Customers" and "David". The "David" row has a pencil icon and a trash icon at its right end, with the pencil icon highlighted by an orange square. At the top right of the Customers section, there are two buttons: "+ Add customer" and "Import".



Click on the **price level** to get a list of the available price lines.

booq v2.25.0

« Minimize menu

Dashboard

Articles

Finances

General

General

Production stations

Facilities

Cash stores

Printers

App links

Table map

Users

Usergroups

POS devices

Courses

Customers

Currencies

Turnover groups

Translations

Package profiles

Payment

Self-service

Edit Customer

Customer

Address

Customer

CLOSE

Name*David

ParentNone

Is person

Personal information

User ID7777

Invoice currencyEURO

Invoice credit limit2,000.00

Invoice credit allowed

PayerNone

Price levelNone

References

Search key

LocaleNone
Happy Hour

Card ID0293703ß

Active

Person information

First nameDavid

Last nameGrunghagen

Surname prefix

Contact information

Description

Email addressdavidgr@gmail.com

Site urldavidgrunghagen.de

Phone numbers

NameNumber*

David Grunghagen09232029

+ Add phone number

Identification

Your reference2

ID2

Save

Select the **price level** you want to assign to this customer.

booq v2.25.0

« Minimize menu

Dashboard

Articles

Finances

General

General

Production stations

Facilities

Cash stores

Printers

App links

Table map

Users

Usergroups

POS devices

Courses

Customers

Currencies

Turnover groups

Translations

Package profiles

Payment

Self-service

Edit Customer

Customer

Address

Customer

Close

×

Name*

David

Parent

None

Is person

☒

Personal information

User ID

7777

Invoice currency

EURO

Invoice credit limit

2,000.00

☒ Invoice credit allowed

Payer

None

Price level

Happy Hour

References

✓ Happy Hour

Search key

Locale

DE

Card ID

02937038

☒ Active

Person information

First name

David

Last name

Grunghagen

Surname prefix

Contact information

Description

Email address

davidgr@gmail.com

Site url

davidgrunghagen.de

Phone numbers

Name

David Grunghagen

Number*

09232029

+ Add phone number

Identification

Your reference

2

ID

2

Save



Click **Save** That's it. You're done.

booq v2.25.0

« Minimize menu

Dashboard

Articles

Finances

General

General

Production stations

Facilities

Cash stores

Printers

App links

Table map

Users

Usergroups

POS devices

Courses

Customers

Currencies

Turnover groups

Translations

Package profiles

Payment

Self-service

Edit Customer

Customer

Address

Customer

CLOSE

Name* David

Parent None

Is person

Personal information

User ID 7777

Invoice currency EURO

Invoice credit limit 2,000.00

Invoice credit allowed

Payer None

Price level Happy Hour

References

Search key

Locale DE

Card ID 02937038

Active

Person information

First name David

Last name Grunghagen

Surname prefix

Contact information

Description

Email address davidgr@gmail.com

Site url davidgrunghagen.de

Phone numbers

Name David Grunghagen

Number* 09232029

+ Add phone number

Identification

Your reference 2

ID 2

Save



Scan to go to the interactive player